

2018-2019 School Progress Report

Abram S. Jenks School

School Code 252
Sector District
Address 2501 S. 13th St., 19148
Phone/Fax 215-400-8240 / 215-400-8241
Website philasd.org/asjenks

Report Type ES
Grades in Report K-5
Enrollment 280
Admissions Category Neighborhood
Turnaround Model N/A

Performance Tiers Legend

INTERVENE (0-24%)

WATCH (25-49%)

REINFORCE (50-74%)

MODEL (75-100%)

2016-2017

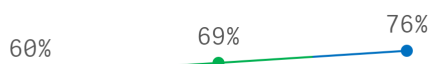
2017-2018

2018-2019

3-YEAR AVG

OVERALL: MODEL (76%)

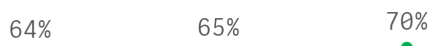
A school's overall score represents its combined performance on the Achievement, Progress, Climate, and College & Career (for high schools only) domains.



68.3%

Achievement: REINFORCE (70%)

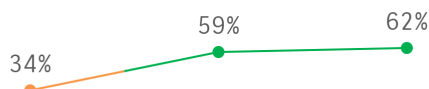
The Achievement domain measures performance on standardized assessments, including PSSA, Keystone Exams, ACCESS for ELLs, and reading assessments.



66.3%

Progress: REINFORCE (62%)

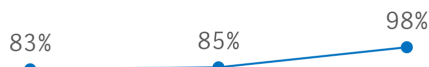
The Progress domain measures growth on standardized assessments and progress towards graduation (for high schools only).



51.7%

Climate: MODEL (98%)

The Climate domain measures school climate as well as student and parent/guardian engagement.



88.7%

2018-2019 School Progress Report

Alexander K. McClure School

School Code 738
Sector District
Address 600 W. Hunting Park Ave., 19140
Phone/Fax 215-400-3870 / 215-400-3871
Website philasd.org/mcclure

Report Type ES
Grades in Report K-5
Enrollment 651
Admissions Category Neighborhood
Turnaround Model N/A

Performance Tiers Legend

INTERVENE (0-24%)

WATCH (25-49%)

REINFORCE (50-74%)

MODEL (75-100%)

2016-2017

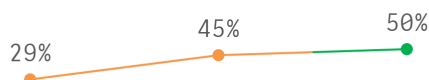
2017-2018

2018-2019

3-YEAR AVG

OVERALL: REINFORCE (50%)

A school's overall score represents its combined performance on the Achievement, Progress, Climate, and College & Career (for high schools only) domains.



41.3%

Achievement: INTERVENE (5%)

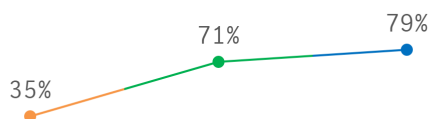
The Achievement domain measures performance on standardized assessments, including PSSA, Keystone Exams, ACCESS for ELLs, and reading assessments.



4.0%

Progress: MODEL (79%)

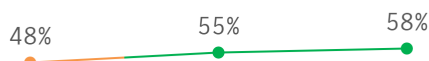
The Progress domain measures growth on standardized assessments and progress towards graduation (for high schools only).



61.7%

Climate: REINFORCE (58%)

The Climate domain measures school climate as well as student and parent/guardian engagement.



53.7%

Anne Frank School

School Code 840
 Sector District
 Address 2000 Bowler St., 19115
 Phone/Fax 215-400-3070 / 215-400-3071
 Website philasd.org/annefrank

Report Type ES
 Grades in Report K-5
 Enrollment 1327
 Admissions Category Neighborhood
 Turnaround Model N/A

Performance Tiers Legend

INTERVENE (0-24%)

WATCH (25-49%)

REINFORCE (50-74%)

MODEL (75-100%)

2016-2017

2017-2018

2018-2019

3-YEAR AVG

OVERALL: MODEL (82%)

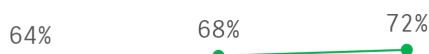
A school's overall score represents its combined performance on the Achievement, Progress, Climate, and College & Career (for high schools only) domains.



79.3%

Achievement: REINFORCE (72%)

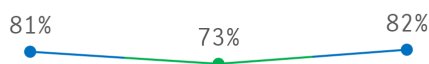
The Achievement domain measures performance on standardized assessments, including PSSA, Keystone Exams, ACCESS for ELLs, and reading assessments.



68.0%

Progress: MODEL (82%)

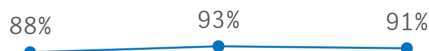
The Progress domain measures growth on standardized assessments and progress towards graduation (for high schools only).



78.7%

Climate: MODEL (91%)

The Climate domain measures school climate as well as student and parent/guardian engagement.



90.7%

2018-2019 School Progress Report

Bayard Taylor School

School Code 744
Sector District
Address 3698 N. Randolph St., 19140
Phone/Fax 215-400-3880 / 215-400-3881
Website philasd.org/taylor

Report Type ES
Grades in Report K-5
Enrollment 523
Admissions Category Neighborhood
Turnaround Model N/A

Performance Tiers Legend

INTERVENE (0-24%)

WATCH (25-49%)

REINFORCE (50-74%)

MODEL (75-100%)

2016-2017

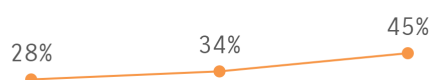
2017-2018

2018-2019

3-YEAR AVG

OVERALL: WATCH (45%)

A school's overall score represents its combined performance on the Achievement, Progress, Climate, and College & Career (for high schools only) domains.



35.7%

Achievement: INTERVENE (4%)

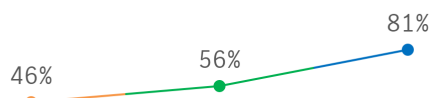
The Achievement domain measures performance on standardized assessments, including PSSA, Keystone Exams, ACCESS for ELLs, and reading assessments.



1.7%

Progress: MODEL (81%)

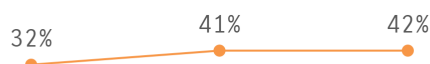
The Progress domain measures growth on standardized assessments and progress towards graduation (for high schools only).



61.0%

Climate: WATCH (42%)

The Climate domain measures school climate as well as student and parent/guardian engagement.



38.3%

2018-2019 School Progress Report

Cayuga School

School Code 549
Sector District
Address 4344-4358 N. 5th St., 19140
Phone/Fax 215-400-3850 / 215-400-3851
Website philasd.org/cayuga

Report Type ES
Grades in Report K-5
Enrollment 459
Admissions Category Neighborhood
Turnaround Model N/A

Performance Tiers Legend

INTERVENE (0-24%)

WATCH (25-49%)

REINFORCE (50-74%)

MODEL (75-100%)

2016-2017

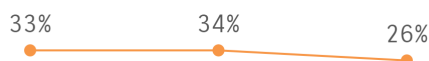
2017-2018

2018-2019

3-YEAR AVG

OVERALL: WATCH (26%)

A school's overall score represents its combined performance on the Achievement, Progress, Climate, and College & Career (for high schools only) domains.



31.0%

Achievement: INTERVENE (8%)

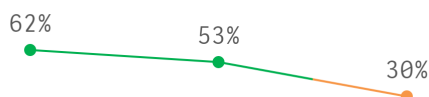
The Achievement domain measures performance on standardized assessments, including PSSA, Keystone Exams, ACCESS for ELLs, and reading assessments.



7.0%

Progress: WATCH (30%)

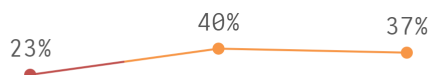
The Progress domain measures growth on standardized assessments and progress towards graduation (for high schools only).



48.3%

Climate: WATCH (37%)

The Climate domain measures school climate as well as student and parent/guardian engagement.



33.3%

2018-2019 School Progress Report

Clara Barton School

School Code 720
Sector District
Address 4600 Rosehill St., 19120
Phone/Fax 215-400-3720 / 215-400-3721
Website philasd.org/barton

Report Type ES
Grades in Report K-2
Enrollment 663
Admissions Category Neighborhood
Turnaround Model N/A

Performance Tiers Legend

INTERVENE (0-24%)

WATCH (25-49%)

REINFORCE (50-74%)

MODEL (75-100%)

2016-2017

2017-2018

2018-2019

3-YEAR AVG

OVERALL: INSUFFICIENT DATA

A school's overall score represents its combined performance on the Achievement, Progress, Climate, and College & Career (for high schools only) domains.

N/A

Achievement: INSUFFICIENT DATA

The Achievement domain measures performance on standardized assessments, including PSSA, Keystone Exams, ACCESS for ELLs, and reading assessments.

N/A

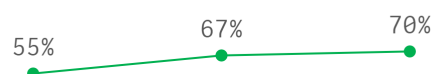
Progress: INSUFFICIENT DATA

The Progress domain measures growth on standardized assessments and progress towards graduation (for high schools only).

N/A

Climate: REINFORCE (70%)

The Climate domain measures school climate as well as student and parent/guardian engagement.



64.0%

Deep Roots Charter School

School Code	X38	Report Type	ES
Sector	Charter	Grades in Report	K-4
Address	3556 Frankford Ave., 19134	Enrollment	282
Phone/Fax	267-399-3727 / N/A	Admissions Category	Citywide With Criteria
Website	deeprootscs.org	Turnaround Model	N/A

Performance Tiers Legend

INTERVENE (0-24%)

WATCH (25-49%)

REINFORCE (50-74%)

MODEL (75-100%)

2018-2019

3-YEAR AVG

OVERALL: WATCH (41%)

A school's overall score represents its combined performance on the Achievement, Progress, Climate, and College & Career (for high schools only) domains.

41%

N/A

Achievement: INTERVENE (16%)

The Achievement domain measures performance on standardized assessments, including PSSA, Keystone Exams, ACCESS for ELLs, and reading assessments.

16%

N/A

Progress: WATCH (40%)

The Progress domain measures growth on standardized assessments and progress towards graduation (for high schools only).

40%

N/A

Climate: REINFORCE (65%)

The Climate domain measures school climate as well as student and parent/guardian engagement.

65%

N/A

2018-2019 School Progress Report

Edwin Forrest School

School Code 825
Sector District
Address 7300 Cottage St., 19136
Phone/Fax 215-400-3330 / 215-400-3331
Website philasd.org/forrest

Report Type ES
Grades in Report K-6
Enrollment 1168
Admissions Category Neighborhood
Turnaround Model N/A

Performance Tiers Legend

INTERVENE (0-24%)

WATCH (25-49%)

REINFORCE (50-74%)

MODEL (75-100%)

2016-2017

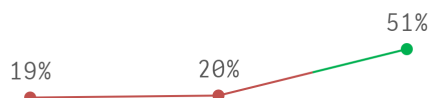
2017-2018

2018-2019

3-YEAR AVG

OVERALL: REINFORCE (51%)

A school's overall score represents its combined performance on the Achievement, Progress, Climate, and College & Career (for high schools only) domains.



30.0%

Achievement: INTERVENE (14%)

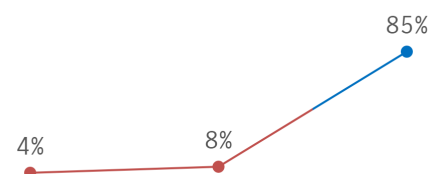
The Achievement domain measures performance on standardized assessments, including PSSA, Keystone Exams, ACCESS for ELLs, and reading assessments.



15.3%

Progress: MODEL (85%)

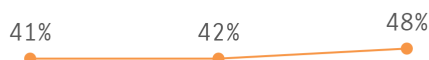
The Progress domain measures growth on standardized assessments and progress towards graduation (for high schools only).



32.3%

Climate: WATCH (48%)

The Climate domain measures school climate as well as student and parent/guardian engagement.



43.7%

2018-2019 School Progress Report

Eleanor C. Emlen School

School Code 622
Sector District
Address 6501 Chew Ave., 19119
Phone/Fax 215-400-3470 / 215-400-3471
Website philasd.org/emlen

Report Type ES
Grades in Report K-5
Enrollment 368
Admissions Category Neighborhood
Turnaround Model N/A

Performance Tiers Legend

INTERVENE (0-24%)

WATCH (25-49%)

REINFORCE (50-74%)

MODEL (75-100%)

2016-2017

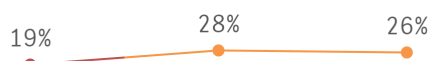
2017-2018

2018-2019

3-YEAR AVG

OVERALL: WATCH (26%)

A school's overall score represents its combined performance on the Achievement, Progress, Climate, and College & Career (for high schools only) domains.



24.3%

Achievement: INTERVENE (19%)

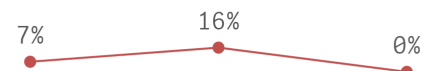
The Achievement domain measures performance on standardized assessments, including PSSA, Keystone Exams, ACCESS for ELLs, and reading assessments.



17.7%

Progress: INTERVENE (0%)

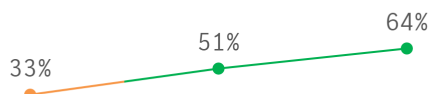
The Progress domain measures growth on standardized assessments and progress towards graduation (for high schools only).



7.7%

Climate: REINFORCE (64%)

The Climate domain measures school climate as well as student and parent/guardian engagement.



49.3%

2018-2019 School Progress Report

Ellwood School

School Code 726
Sector District
Address 6701 N. 13th St., 19126
Phone/Fax 215-400-3540 / 215-400-3541
Website philasd.org/ellwood

Report Type ES
Grades in Report K-5
Enrollment 296
Admissions Category Neighborhood
Turnaround Model N/A

Performance Tiers Legend

INTERVENE (0-24%)

WATCH (25-49%)

REINFORCE (50-74%)

MODEL (75-100%)

2016-2017

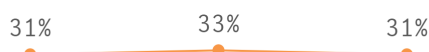
2017-2018

2018-2019

3-YEAR AVG

OVERALL: WATCH (31%)

A school's overall score represents its combined performance on the Achievement, Progress, Climate, and College & Career (for high schools only) domains.



31.7%

Achievement: INTERVENE (15%)

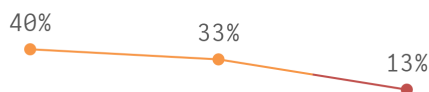
The Achievement domain measures performance on standardized assessments, including PSSA, Keystone Exams, ACCESS for ELLs, and reading assessments.



12.0%

Progress: INTERVENE (13%)

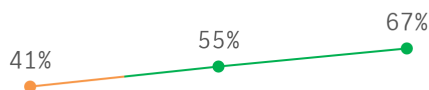
The Progress domain measures growth on standardized assessments and progress towards graduation (for high schools only).



28.7%

Climate: REINFORCE (67%)

The Climate domain measures school climate as well as student and parent/guardian engagement.



54.3%

Feltonville Intermediate School

School Code 731
 Sector District
 Address 238 E. Wyoming Ave., 19120
 Phone/Fax 215-400-3730 / 215-400-3731
 Website philasd.org/fint

Report Type ES
 Grades in Report 3-5
 Enrollment 711
 Admissions Category Neighborhood
 Turnaround Model N/A

Performance Tiers Legend

INTERVENE (0-24%)

WATCH (25-49%)

REINFORCE (50-74%)

MODEL (75-100%)

2016-2017

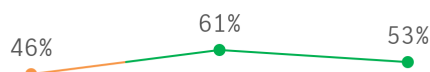
2017-2018

2018-2019

3-YEAR AVG

OVERALL: REINFORCE (53%)

A school's overall score represents its combined performance on the Achievement, Progress, Climate, and College & Career (for high schools only) domains.



53.3%

Achievement: INTERVENE (8%)

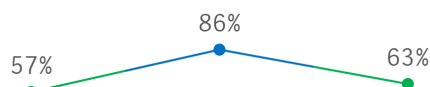
The Achievement domain measures performance on standardized assessments, including PSSA, Keystone Exams, ACCESS for ELLs, and reading assessments.



8.0%

Progress: REINFORCE (63%)

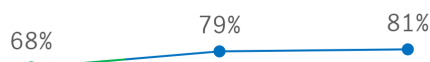
The Progress domain measures growth on standardized assessments and progress towards graduation (for high schools only).



68.7%

Climate: MODEL (81%)

The Climate domain measures school climate as well as student and parent/guardian engagement.



76.0%

2018-2019 School Progress Report

Fox Chase School

School Code 826
Sector District
Address 500 Rhawn St., 19111
Phone/Fax 215-400-3170 / 215-400-3171
Website philasd.org/foxchase

Report Type ES
Grades in Report K-5
Enrollment 507
Admissions Category Neighborhood
Turnaround Model School Redesign Initiative

Performance Tiers Legend

INTERVENE (0-24%)

WATCH (25-49%)

REINFORCE (50-74%)

MODEL (75-100%)

2016-2017

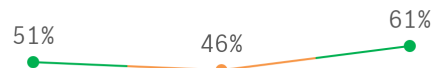
2017-2018

2018-2019

3-YEAR AVG

OVERALL: REINFORCE (61%)

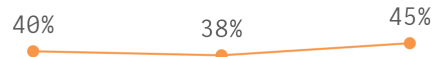
A school's overall score represents its combined performance on the Achievement, Progress, Climate, and College & Career (for high schools only) domains.



52.7%

Achievement: WATCH (45%)

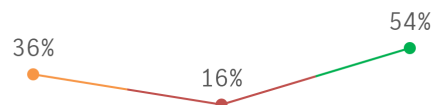
The Achievement domain measures performance on standardized assessments, including PSSA, Keystone Exams, ACCESS for ELLs, and reading assessments.



41.0%

Progress: REINFORCE (54%)

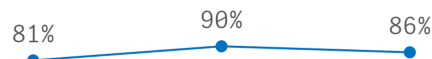
The Progress domain measures growth on standardized assessments and progress towards graduation (for high schools only).



35.3%

Climate: MODEL (86%)

The Climate domain measures school climate as well as student and parent/guardian engagement.



85.7%

2018-2019 School Progress Report

Frances E. Willard School

School Code 544
Sector District
Address 1930 E. Elkhart St., 19134
Phone/Fax 215-400-7180 / 215-400-7181
Website philasd.org/willard

Report Type ES
Grades in Report K-4
Enrollment 705
Admissions Category Neighborhood
Turnaround Model N/A

Performance Tiers Legend

INTERVENE (0-24%)

WATCH (25-49%)

REINFORCE (50-74%)

MODEL (75-100%)

2016-2017

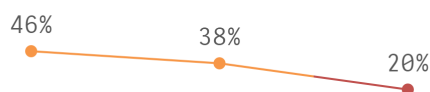
2017-2018

2018-2019

3-YEAR AVG

OVERALL: INTERVENE (20%)

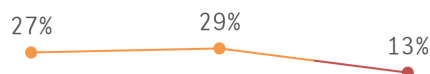
A school's overall score represents its combined performance on the Achievement, Progress, Climate, and College & Career (for high schools only) domains.



34.7%

Achievement: INTERVENE (13%)

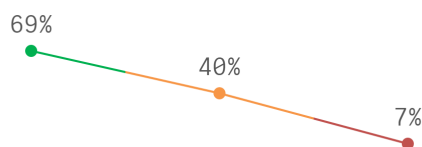
The Achievement domain measures performance on standardized assessments, including PSSA, Keystone Exams, ACCESS for ELLs, and reading assessments.



23.0%

Progress: INTERVENE (7%)

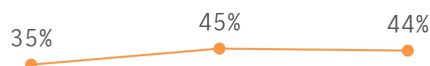
The Progress domain measures growth on standardized assessments and progress towards graduation (for high schools only).



38.7%

Climate: WATCH (44%)

The Climate domain measures school climate as well as student and parent/guardian engagement.



41.3%

2018-2019 School Progress Report

Francis S. Key School

School Code 254
Sector District
Address 2230 S. 8th St., 19148
Phone/Fax 215-400-8250 / 215-400-8251
Website philasd.org/key

Report Type ES
Grades in Report K-6
Enrollment 460
Admissions Category Neighborhood
Turnaround Model N/A

Performance Tiers Legend

INTERVENE (0-24%)

WATCH (25-49%)

REINFORCE (50-74%)

MODEL (75-100%)

2016-2017

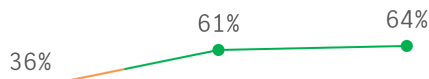
2017-2018

2018-2019

3-YEAR AVG

OVERALL: REINFORCE (64%)

A school's overall score represents its combined performance on the Achievement, Progress, Climate, and College & Career (for high schools only) domains.



53.7%

Achievement: INTERVENE (13%)

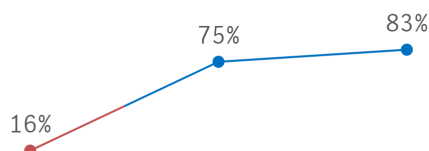
The Achievement domain measures performance on standardized assessments, including PSSA, Keystone Exams, ACCESS for ELLs, and reading assessments.



11.7%

Progress: MODEL (83%)

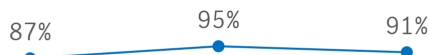
The Progress domain measures growth on standardized assessments and progress towards graduation (for high schools only).



58.0%

Climate: MODEL (91%)

The Climate domain measures school climate as well as student and parent/guardian engagement.



91.0%

2018-2019 School Progress Report

Henry W. Lawton School

School Code 733
Sector District
Address 6101 Jackson St., 19135
Phone/Fax 215-400-3340 / 215-400-3341
Website philasd.org/lawton

Report Type ES
Grades in Report K-5
Enrollment 783
Admissions Category Neighborhood
Turnaround Model N/A

Performance Tiers Legend

INTERVENE (0-24%)

WATCH (25-49%)

REINFORCE (50-74%)

MODEL (75-100%)

2016-2017

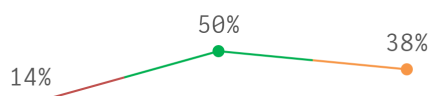
2017-2018

2018-2019

3-YEAR AVG

OVERALL: WATCH (38%)

A school's overall score represents its combined performance on the Achievement, Progress, Climate, and College & Career (for high schools only) domains.



34.0%

Achievement: INTERVENE (18%)

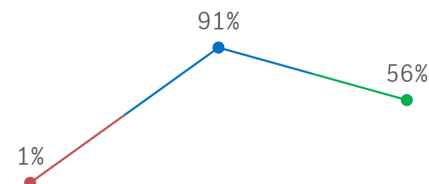
The Achievement domain measures performance on standardized assessments, including PSSA, Keystone Exams, ACCESS for ELLs, and reading assessments.



16.0%

Progress: REINFORCE (56%)

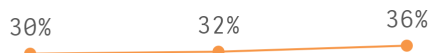
The Progress domain measures growth on standardized assessments and progress towards graduation (for high schools only).



49.3%

Climate: WATCH (36%)

The Climate domain measures school climate as well as student and parent/guardian engagement.



32.7%

2018-2019 School Progress Report

Horatio B. Hackett School

School Code 530
Sector District
Address 2161 E. York St., 19125
Phone/Fax 215-400-7470 / 215-400-7471
Website philasd.org/hackett

Report Type ES
Grades in Report K-5
Enrollment 368
Admissions Category Neighborhood
Turnaround Model N/A

Performance Tiers Legend

INTERVENE (0-24%)

WATCH (25-49%)

REINFORCE (50-74%)

MODEL (75-100%)

2016-2017

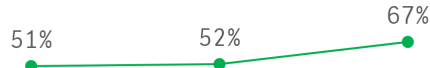
2017-2018

2018-2019

3-YEAR AVG

OVERALL: REINFORCE (67%)

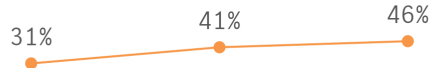
A school's overall score represents its combined performance on the Achievement, Progress, Climate, and College & Career (for high schools only) domains.



56.7%

Achievement: WATCH (46%)

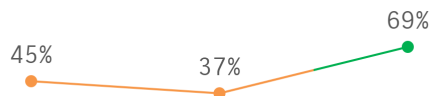
The Achievement domain measures performance on standardized assessments, including PSSA, Keystone Exams, ACCESS for ELLs, and reading assessments.



39.3%

Progress: REINFORCE (69%)

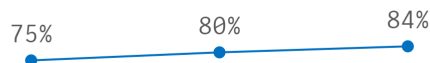
The Progress domain measures growth on standardized assessments and progress towards graduation (for high schools only).



50.3%

Climate: MODEL (84%)

The Climate domain measures school climate as well as student and parent/guardian engagement.



79.7%

Independence Charter School West

School Code	X42	Report Type	ES
Sector	Charter	Grades in Report	K-5
Address	5600 Chester Ave., 19143	Enrollment	526
Phone/Fax	215-724-5600 / 215-724-5601	Admissions Category	Citywide With Criteria
Website	www.icswest.org	Turnaround Model	N/A

Performance Tiers Legend

INTERVENE (0-24%)

WATCH (25-49%)

REINFORCE (50-74%)

MODEL (75-100%)

2016-2017

2017-2018

2018-2019

3-YEAR AVG

OVERALL: **WATCH (45%)**

A school's overall score represents its combined performance on the Achievement, Progress, Climate, and College & Career (for high schools only) domains.



48.3%

Achievement: **INTERVENE (22%)**

The Achievement domain measures performance on standardized assessments, including PSSA, Keystone Exams, ACCESS for ELLs, and reading assessments.



20.3%

Progress: **REINFORCE (50%)**

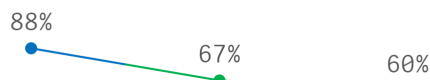
The Progress domain measures growth on standardized assessments and progress towards graduation (for high schools only).



N/A

Climate: **REINFORCE (60%)**

The Climate domain measures school climate as well as student and parent/guardian engagement.



71.7%

2018-2019 School Progress Report

Inquiry Charter School

School Code W08
Sector Charter
Address 1301 Belmont Ave., 19104
Phone/Fax 215-823-5541 / 215-877-1282
Website www.inquirycharterschool.org

Report Type ES
Grades in Report K-5
Enrollment 245
Admissions Category Citywide
Turnaround Model N/A

Performance Tiers Legend

INTERVENE (0-24%)

WATCH (25-49%)

REINFORCE (50-74%)

MODEL (75-100%)

2016-2017

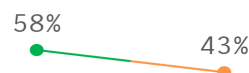
2017-2018

2018-2019

3-YEAR AVG

OVERALL: WATCH (43%)

A school's overall score represents its combined performance on the Achievement, Progress, Climate, and College & Career (for high schools only) domains.



N/A

Achievement: WATCH (38%)

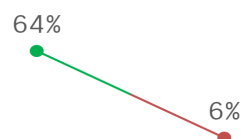
The Achievement domain measures performance on standardized assessments, including PSSA, Keystone Exams, ACCESS for ELLs, and reading assessments.



N/A

Progress: INTERVENE (6%)

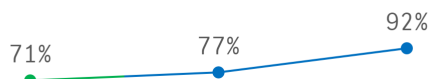
The Progress domain measures growth on standardized assessments and progress towards graduation (for high schools only).



N/A

Climate: MODEL (92%)

The Climate domain measures school climate as well as student and parent/guardian engagement.



80.0%

2018-2019 School Progress Report

Isaac A. Sheppard School

School Code 541
Sector District
Address 120 W. Cambria St., 19133
Phone/Fax 215-400-7070 / 215-400-7071
Website philasd.org/sheppard

Report Type ES
Grades in Report K-4
Enrollment 170
Admissions Category Neighborhood
Turnaround Model N/A

Performance Tiers Legend

INTERVENE (0-24%)

WATCH (25-49%)

REINFORCE (50-74%)

MODEL (75-100%)

2016-2017

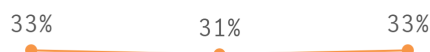
2017-2018

2018-2019

3-YEAR AVG

OVERALL: WATCH (33%)

A school's overall score represents its combined performance on the Achievement, Progress, Climate, and College & Career (for high schools only) domains.



32.3%

Achievement: INTERVENE (4%)

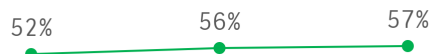
The Achievement domain measures performance on standardized assessments, including PSSA, Keystone Exams, ACCESS for ELLs, and reading assessments.



3.3%

Progress: REINFORCE (57%)

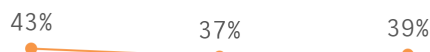
The Progress domain measures growth on standardized assessments and progress towards graduation (for high schools only).



55.0%

Climate: WATCH (39%)

The Climate domain measures school climate as well as student and parent/guardian engagement.



39.7%

2018-2019 School Progress Report

J. Hampton Moore School

School Code 831
Sector District
Address 6900 Summerdale Ave., 19111
Phone/Fax 215-400-3180 / 215-400-3181
Website philasd.org/moore

Report Type ES
Grades in Report K-5
Enrollment 1184
Admissions Category Neighborhood
Turnaround Model N/A

Performance Tiers Legend

INTERVENE (0-24%)

WATCH (25-49%)

REINFORCE (50-74%)

MODEL (75-100%)

2016-2017

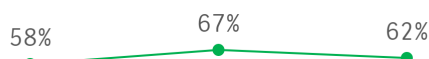
2017-2018

2018-2019

3-YEAR AVG

OVERALL: REINFORCE (62%)

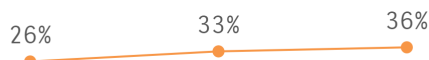
A school's overall score represents its combined performance on the Achievement, Progress, Climate, and College & Career (for high schools only) domains.



62.3%

Achievement: WATCH (36%)

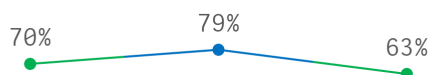
The Achievement domain measures performance on standardized assessments, including PSSA, Keystone Exams, ACCESS for ELLs, and reading assessments.



31.7%

Progress: REINFORCE (63%)

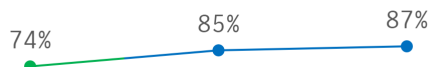
The Progress domain measures growth on standardized assessments and progress towards graduation (for high schools only).



70.7%

Climate: MODEL (87%)

The Climate domain measures school climate as well as student and parent/guardian engagement.



82.0%

2018-2019 School Progress Report

James J. Sullivan School

School Code 743
Sector District
Address 5300 Ditman St., 19124
Phone/Fax 215-400-3960 / 215-400-3961
Website philasd.org/sullivan

Report Type ES
Grades in Report K-5
Enrollment 747
Admissions Category Neighborhood
Turnaround Model N/A

Performance Tiers Legend

INTERVENE (0-24%)

WATCH (25-49%)

REINFORCE (50-74%)

MODEL (75-100%)

2016-2017

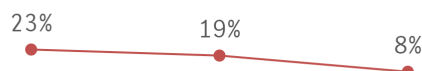
2017-2018

2018-2019

3-YEAR AVG

OVERALL: INTERVENE (8%)

A school's overall score represents its combined performance on the Achievement, Progress, Climate, and College & Career (for high schools only) domains.



16.7%

Achievement: INTERVENE (2%)

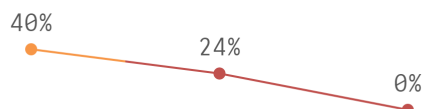
The Achievement domain measures performance on standardized assessments, including PSSA, Keystone Exams, ACCESS for ELLs, and reading assessments.



4.7%

Progress: INTERVENE (0%)

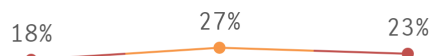
The Progress domain measures growth on standardized assessments and progress towards graduation (for high schools only).



21.3%

Climate: INTERVENE (23%)

The Climate domain measures school climate as well as student and parent/guardian engagement.



22.7%

2018-2019 School Progress Report

James Logan School

School Code 630
Sector District
Address 1700 Lindley Ave., 19141
Phone/Fax 215-400-3670 / 215-400-3671
Website philasd.org/logan

Report Type ES
Grades in Report K-5
Enrollment 313
Admissions Category Neighborhood
Turnaround Model N/A

Performance Tiers Legend

INTERVENE (0-24%)

WATCH (25-49%)

REINFORCE (50-74%)

MODEL (75-100%)

2016-2017

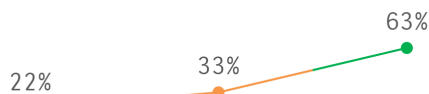
2017-2018

2018-2019

3-YEAR AVG

OVERALL: REINFORCE (63%)

A school's overall score represents its combined performance on the Achievement, Progress, Climate, and College & Career (for high schools only) domains.



39.3%

Achievement: INTERVENE (18%)

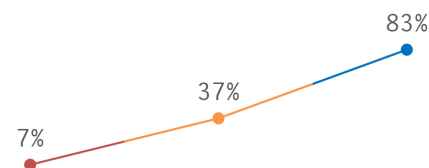
The Achievement domain measures performance on standardized assessments, including PSSA, Keystone Exams, ACCESS for ELLs, and reading assessments.



17.0%

Progress: MODEL (83%)

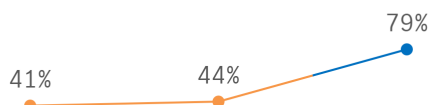
The Progress domain measures growth on standardized assessments and progress towards graduation (for high schools only).



42.3%

Climate: MODEL (79%)

The Climate domain measures school climate as well as student and parent/guardian engagement.



54.7%

2018-2019 School Progress Report

James R. Lowell School

School Code 735
Sector District
Address 450 W. Nedro Ave., 19120
Phone/Fax 215-400-3740 / 215-400-3741
Website philasd.org/lowell

Report Type ES
Grades in Report K-4
Enrollment 729
Admissions Category Neighborhood
Turnaround Model N/A

Performance Tiers Legend

INTERVENE (0-24%)

WATCH (25-49%)

REINFORCE (50-74%)

MODEL (75-100%)

2016-2017

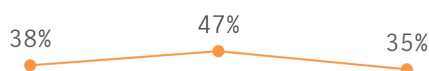
2017-2018

2018-2019

3-YEAR AVG

OVERALL: WATCH (35%)

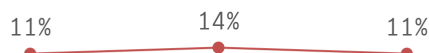
A school's overall score represents its combined performance on the Achievement, Progress, Climate, and College & Career (for high schools only) domains.



40.0%

Achievement: INTERVENE (11%)

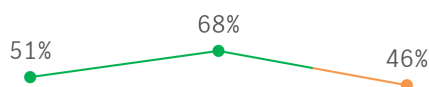
The Achievement domain measures performance on standardized assessments, including PSSA, Keystone Exams, ACCESS for ELLs, and reading assessments.



12.0%

Progress: WATCH (46%)

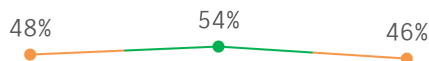
The Progress domain measures growth on standardized assessments and progress towards graduation (for high schools only).



55.0%

Climate: WATCH (46%)

The Climate domain measures school climate as well as student and parent/guardian engagement.



49.3%

2018-2019 School Progress Report

John B. Kelly School

School Code 647
Sector District
Address 5116 Pulaski Ave., 19144
Phone/Fax 215-400-3580 / 215-400-3581
Website philasd.org/kelly

Report Type ES
Grades in Report K-5
Enrollment 623
Admissions Category Neighborhood
Turnaround Model N/A

Performance Tiers Legend

INTERVENE (0-24%)

WATCH (25-49%)

REINFORCE (50-74%)

MODEL (75-100%)

2016-2017

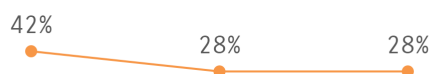
2017-2018

2018-2019

3-YEAR AVG

OVERALL: WATCH (28%)

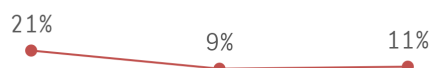
A school's overall score represents its combined performance on the Achievement, Progress, Climate, and College & Career (for high schools only) domains.



32.7%

Achievement: INTERVENE (11%)

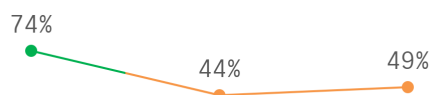
The Achievement domain measures performance on standardized assessments, including PSSA, Keystone Exams, ACCESS for ELLs, and reading assessments.



13.7%

Progress: WATCH (49%)

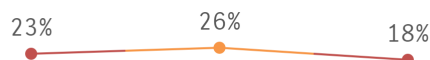
The Progress domain measures growth on standardized assessments and progress towards graduation (for high schools only).



55.7%

Climate: INTERVENE (18%)

The Climate domain measures school climate as well as student and parent/guardian engagement.



22.3%

2018-2019 School Progress Report

John H. Webster School

School Code 559
Sector District
Address 3400 Frankford Ave., 19134
Phone/Fax 215-400-7170 / 215-400-7171
Website philasd.org/webster

Report Type ES
Grades in Report K-5
Enrollment 749
Admissions Category Neighborhood
Turnaround Model N/A

Performance Tiers Legend

INTERVENE (0-24%)

WATCH (25-49%)

REINFORCE (50-74%)

MODEL (75-100%)

2016-2017

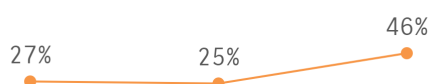
2017-2018

2018-2019

3-YEAR AVG

OVERALL: WATCH (46%)

A school's overall score represents its combined performance on the Achievement, Progress, Climate, and College & Career (for high schools only) domains.



32.7%

Achievement: INTERVENE (10%)

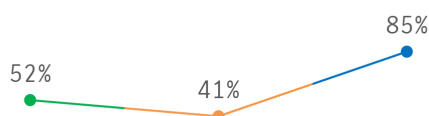
The Achievement domain measures performance on standardized assessments, including PSSA, Keystone Exams, ACCESS for ELLs, and reading assessments.



6.7%

Progress: MODEL (85%)

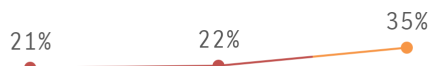
The Progress domain measures growth on standardized assessments and progress towards graduation (for high schools only).



59.3%

Climate: WATCH (35%)

The Climate domain measures school climate as well as student and parent/guardian engagement.



26.0%

2018-2019 School Progress Report

John M. Patterson School

School Code 140
Sector District
Address 7000 Buist Ave., 19142
Phone/Fax 215-400-8190 / 215-400-8191
Website philasd.org/patterson

Report Type ES
Grades in Report K-4
Enrollment 508
Admissions Category Neighborhood
Turnaround Model N/A

Performance Tiers Legend

INTERVENE (0-24%)

WATCH (25-49%)

REINFORCE (50-74%)

MODEL (75-100%)

2016-2017

2017-2018

2018-2019

3-YEAR AVG

OVERALL: WATCH (31%)

A school's overall score represents its combined performance on the Achievement, Progress, Climate, and College & Career (for high schools only) domains.



34.7%

Achievement: INTERVENE (12%)

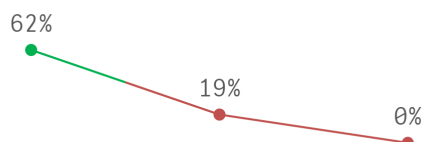
The Achievement domain measures performance on standardized assessments, including PSSA, Keystone Exams, ACCESS for ELLs, and reading assessments.



10.7%

Progress: INTERVENE (0%)

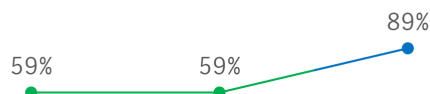
The Progress domain measures growth on standardized assessments and progress towards graduation (for high schools only).



27.0%

Climate: MODEL (89%)

The Climate domain measures school climate as well as student and parent/guardian engagement.



69.0%

2018-2019 School Progress Report

John Marshall School

School Code 736
Sector District
Address 4500 Griscom St., 19124
Phone/Fax 215-400-3950 / 215-400-3951
Website philasd.org/johnmarshall

Report Type ES
Grades in Report K-5
Enrollment 390
Admissions Category Neighborhood
Turnaround Model Acceleration

Performance Tiers Legend

INTERVENE (0-24%)

WATCH (25-49%)

REINFORCE (50-74%)

MODEL (75-100%)

2016-2017

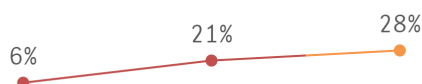
2017-2018

2018-2019

3-YEAR AVG

OVERALL: WATCH (28%)

A school's overall score represents its combined performance on the Achievement, Progress, Climate, and College & Career (for high schools only) domains.



18.3%

Achievement: INTERVENE (4%)

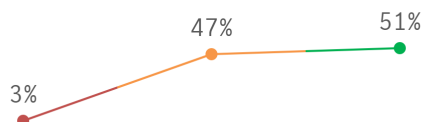
The Achievement domain measures performance on standardized assessments, including PSSA, Keystone Exams, ACCESS for ELLs, and reading assessments.



3.3%

Progress: REINFORCE (51%)

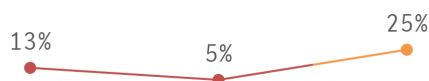
The Progress domain measures growth on standardized assessments and progress towards graduation (for high schools only).



33.7%

Climate: WATCH (25%)

The Climate domain measures school climate as well as student and parent/guardian engagement.



14.3%

John Moffet School

School Code 537
 Sector District
 Address 127 W. Oxford St., 19122
 Phone/Fax 215-400-7390 / 215-400-7391
 Website philasd.org/moffet

Report Type ES
 Grades in Report K-5
 Enrollment 311
 Admissions Category Neighborhood
 Turnaround Model N/A

Performance Tiers Legend

INTERVENE (0-24%)

WATCH (25-49%)

REINFORCE (50-74%)

MODEL (75-100%)

2016-2017

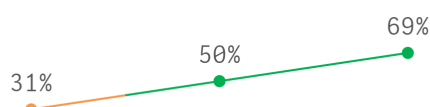
2017-2018

2018-2019

3-YEAR AVG

OVERALL: REINFORCE (69%)

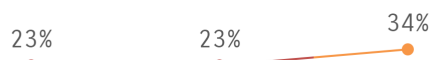
A school's overall score represents its combined performance on the Achievement, Progress, Climate, and College & Career (for high schools only) domains.



50.0%

Achievement: WATCH (34%)

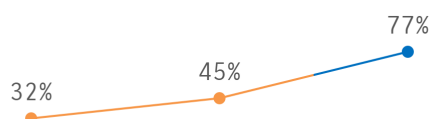
The Achievement domain measures performance on standardized assessments, including PSSA, Keystone Exams, ACCESS for ELLs, and reading assessments.



26.7%

Progress: MODEL (77%)

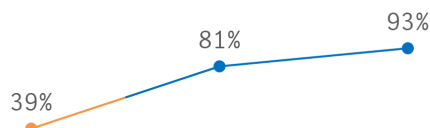
The Progress domain measures growth on standardized assessments and progress towards graduation (for high schools only).



51.3%

Climate: MODEL (93%)

The Climate domain measures school climate as well as student and parent/guardian engagement.



71.0%

2018-2019 School Progress Report

Joseph H. Brown School

School Code 821
Sector District
Address 3600 Stanwood St., 19136
Phone/Fax 215-400-3320 / 215-400-3321
Website philasd.org/jhbrown

Report Type ES
Grades in Report K-6
Enrollment 605
Admissions Category Neighborhood
Turnaround Model N/A

Performance Tiers Legend

INTERVENE (0-24%)

WATCH (25-49%)

REINFORCE (50-74%)

MODEL (75-100%)

2016-2017

2017-2018

2018-2019

3-YEAR AVG

OVERALL: WATCH (49%)

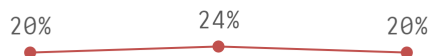
A school's overall score represents its combined performance on the Achievement, Progress, Climate, and College & Career (for high schools only) domains.



46.3%

Achievement: INTERVENE (20%)

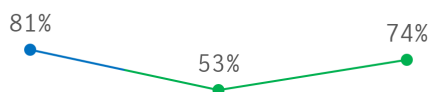
The Achievement domain measures performance on standardized assessments, including PSSA, Keystone Exams, ACCESS for ELLs, and reading assessments.



21.3%

Progress: REINFORCE (74%)

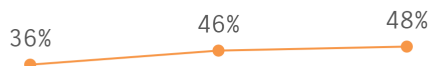
The Progress domain measures growth on standardized assessments and progress towards graduation (for high schools only).



69.3%

Climate: WATCH (48%)

The Climate domain measures school climate as well as student and parent/guardian engagement.



43.3%

2018-2019 School Progress Report

Joseph Pennell School

School Code 634
Sector District
Address 1800 Nedro Ave., 19141
Phone/Fax 215-400-3680 / 215-400-3681
Website philasd.org/pennell

Report Type ES
Grades in Report K-5
Enrollment 417
Admissions Category Neighborhood
Turnaround Model N/A

Performance Tiers Legend

INTERVENE (0-24%)

WATCH (25-49%)

REINFORCE (50-74%)

MODEL (75-100%)

2016-2017

2017-2018

2018-2019

3-YEAR AVG

OVERALL: WATCH (36%)

A school's overall score represents its combined performance on the Achievement, Progress, Climate, and College & Career (for high schools only) domains.



34.7%

Achievement: INTERVENE (7%)

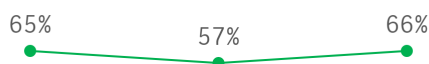
The Achievement domain measures performance on standardized assessments, including PSSA, Keystone Exams, ACCESS for ELLs, and reading assessments.



6.7%

Progress: REINFORCE (66%)

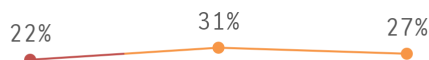
The Progress domain measures growth on standardized assessments and progress towards graduation (for high schools only).



62.7%

Climate: WATCH (27%)

The Climate domain measures school climate as well as student and parent/guardian engagement.



26.7%

2018-2019 School Progress Report

Joseph W. Catharine School

School Code 125
Sector District
Address 6600 Chester Ave., 19142
Phone/Fax 215-400-8150 / 215-400-8151
Website philasd.org/catharine

Report Type ES
Grades in Report K-5
Enrollment 460
Admissions Category Neighborhood
Turnaround Model N/A

Performance Tiers Legend

INTERVENE (0-24%)

WATCH (25-49%)

REINFORCE (50-74%)

MODEL (75-100%)

2016-2017

2017-2018

2018-2019

3-YEAR AVG

OVERALL: WATCH (38%)

A school's overall score represents its combined performance on the Achievement, Progress, Climate, and College & Career (for high schools only) domains.



30.3%

Achievement: INTERVENE (12%)

The Achievement domain measures performance on standardized assessments, including PSSA, Keystone Exams, ACCESS for ELLs, and reading assessments.



17.7%

Progress: WATCH (39%)

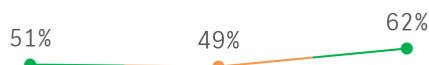
The Progress domain measures growth on standardized assessments and progress towards graduation (for high schools only).



21.7%

Climate: REINFORCE (62%)

The Climate domain measures school climate as well as student and parent/guardian engagement.



54.0%

2018-2019 School Progress Report

Julia W. Howe School

School Code 732
Sector District
Address 5800 N. 13th St., 19141
Phone/Fax 215-400-3650 / 215-400-3651
Website philasd.org/howe

Report Type ES
Grades in Report K-5
Enrollment 261
Admissions Category Neighborhood
Turnaround Model N/A

Performance Tiers Legend

INTERVENE (0-24%)

WATCH (25-49%)

REINFORCE (50-74%)

MODEL (75-100%)

2016-2017

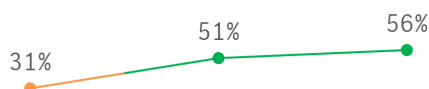
2017-2018

2018-2019

3-YEAR AVG

OVERALL: REINFORCE (56%)

A school's overall score represents its combined performance on the Achievement, Progress, Climate, and College & Career (for high schools only) domains.



46.0%

Achievement: INTERVENE (12%)

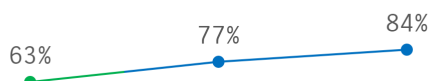
The Achievement domain measures performance on standardized assessments, including PSSA, Keystone Exams, ACCESS for ELLs, and reading assessments.



10.0%

Progress: MODEL (84%)

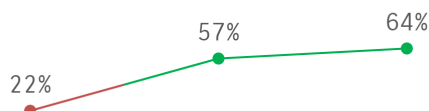
The Progress domain measures growth on standardized assessments and progress towards graduation (for high schools only).



74.7%

Climate: REINFORCE (64%)

The Climate domain measures school climate as well as student and parent/guardian engagement.



47.7%

KIPP North Philadelphia Charter School

School Code	X37	Report Type	ES
Sector	Charter	Grades in Report	K-1
Address	2539 N. 16th St., 19132	Enrollment	200
Phone/Fax	267-758-2358 / 215-893-4877	Admissions Category	Citywide
Website	kippphiladelphia.org/kipp-north-philadelphia-academy	Turnaround Model	N/A

Performance Tiers Legend

INTERVENE (0-24%)

WATCH (25-49%)

REINFORCE (50-74%)

MODEL (75-100%)

2018-2019

3-YEAR AVG

OVERALL: INSUFFICIENT DATA

A school's overall score represents its combined performance on the Achievement, Progress, Climate, and College & Career (for high schools only) domains.

N/A

Achievement: INSUFFICIENT DATA

The Achievement domain measures performance on standardized assessments, including PSSA, Keystone Exams, ACCESS for ELLs, and reading assessments.

N/A

Progress: INSUFFICIENT DATA

The Progress domain measures growth on standardized assessments and progress towards graduation (for high schools only).

N/A

Climate: REINFORCE (69%)

The Climate domain measures school climate as well as student and parent/guardian engagement.

69%



N/A

2018-2019 School Progress Report

KIPP West Philadelphia Charter School

School Code	X43	Report Type	ES
Sector	Charter	Grades in Report	K-2
Address	5070 Parkside Ave., 19131	Enrollment	300
Phone/Fax	267-787-5700 / 267-787-5711	Admissions Category	Citywide
Website	kippphiladelphia.org/our-schools/kipp-west-philadelphia-elementary-academy/	Turnaround Model	N/A

Performance Tiers Legend

INTERVENE (0-24%)

WATCH (25-49%)

REINFORCE (50-74%)

MODEL (75-100%)

2017-2018

2018-2019

3-YEAR AVG

OVERALL: INSUFFICIENT DATA

A school's overall score represents its combined performance on the Achievement, Progress, Climate, and College & Career (for high schools only) domains.

N/A

Achievement: INSUFFICIENT DATA

The Achievement domain measures performance on standardized assessments, including PSSA, Keystone Exams, ACCESS for ELLs, and reading assessments.

N/A

Progress: INSUFFICIENT DATA

The Progress domain measures growth on standardized assessments and progress towards graduation (for high schools only).

N/A

Climate: REINFORCE (70%)

The Climate domain measures school climate as well as student and parent/guardian engagement.



N/A

2018-2019 School Progress Report

Kennedy C. Crossan School

School Code 823
Sector District
Address 7350 Bingham St., 19111
Phone/Fax 215-400-3160 / 215-400-3161
Website philasd.org/crossan

Report Type ES
Grades in Report K-5
Enrollment 329
Admissions Category Neighborhood
Turnaround Model N/A

Performance Tiers Legend

INTERVENE (0-24%)

WATCH (25-49%)

REINFORCE (50-74%)

MODEL (75-100%)

2016-2017

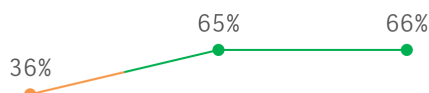
2017-2018

2018-2019

3-YEAR AVG

OVERALL: REINFORCE (66%)

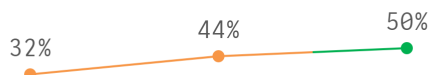
A school's overall score represents its combined performance on the Achievement, Progress, Climate, and College & Career (for high schools only) domains.



55.7%

Achievement: REINFORCE (50%)

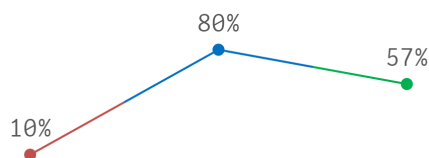
The Achievement domain measures performance on standardized assessments, including PSSA, Keystone Exams, ACCESS for ELLs, and reading assessments.



42.0%

Progress: REINFORCE (57%)

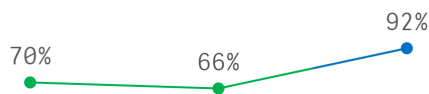
The Progress domain measures growth on standardized assessments and progress towards graduation (for high schools only).



49.0%

Climate: MODEL (92%)

The Climate domain measures school climate as well as student and parent/guardian engagement.



76.0%

2018-2019 School Progress Report

Laura H. Carnell School

School Code 722
Sector District
Address 1100 Devereaux Ave., 19111
Phone/Fax 215-400-3150 / 215-400-3151
Website philasd.org/carnell

Report Type ES
Grades in Report K-5
Enrollment 921
Admissions Category Neighborhood
Turnaround Model School Redesign Initiative

Performance Tiers Legend

INTERVENE (0-24%)

WATCH (25-49%)

REINFORCE (50-74%)

MODEL (75-100%)

2016-2017

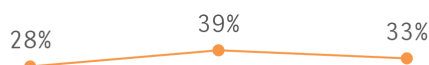
2017-2018

2018-2019

3-YEAR AVG

OVERALL: WATCH (33%)

A school's overall score represents its combined performance on the Achievement, Progress, Climate, and College & Career (for high schools only) domains.



33.3%

Achievement: INTERVENE (3%)

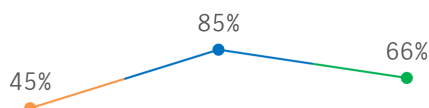
The Achievement domain measures performance on standardized assessments, including PSSA, Keystone Exams, ACCESS for ELLs, and reading assessments.



5.0%

Progress: REINFORCE (66%)

The Progress domain measures growth on standardized assessments and progress towards graduation (for high schools only).



65.3%

Climate: INTERVENE (22%)

The Climate domain measures school climate as well as student and parent/guardian engagement.



22.7%

2018-2019 School Progress Report

Lewis Elkin School

School Code 526
Sector District
Address 3199 D St., 19134
Phone/Fax 215-400-7140 / 215-400-7141
Website philasd.org/elkin

Report Type ES
Grades in Report K-4
Enrollment 780
Admissions Category Neighborhood
Turnaround Model N/A

Performance Tiers Legend

INTERVENE (0-24%)

WATCH (25-49%)

REINFORCE (50-74%)

MODEL (75-100%)

2016-2017

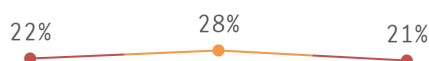
2017-2018

2018-2019

3-YEAR AVG

OVERALL: INTERVENE (21%)

A school's overall score represents its combined performance on the Achievement, Progress, Climate, and College & Career (for high schools only) domains.



23.7%

Achievement: INTERVENE (2%)

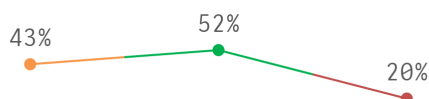
The Achievement domain measures performance on standardized assessments, including PSSA, Keystone Exams, ACCESS for ELLs, and reading assessments.



1.7%

Progress: INTERVENE (20%)

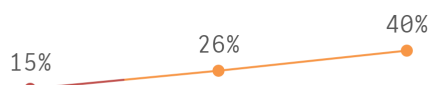
The Progress domain measures growth on standardized assessments and progress towards graduation (for high schools only).



38.3%

Climate: WATCH (40%)

The Climate domain measures school climate as well as student and parent/guardian engagement.



27.0%

MaST Community Charter School II

School Code X40
Sector Charter
Address 6238 Rising Sun Ave., 19111
Phone/Fax 215-398-7960 / N/A
Website mastccs.org/

Report Type ES
Grades in Report K-5
Enrollment 602
Admissions Category Citywide
Turnaround Model N/A

Performance Tiers Legend

INTERVENE (0-24%)

WATCH (25-49%)

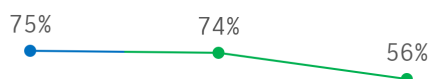
REINFORCE (50-74%)

MODEL (75-100%)

2016-2017 2017-2018 2018-2019 3-YEAR AVG

OVERALL: REINFORCE (56%)

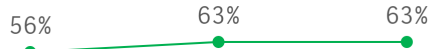
A school's overall score represents its combined performance on the Achievement, Progress, Climate, and College & Career (for high schools only) domains.



68.3%

Achievement: REINFORCE (63%)

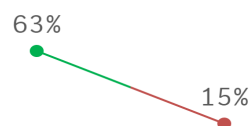
The Achievement domain measures performance on standardized assessments, including PSSA, Keystone Exams, ACCESS for ELLs, and reading assessments.



60.7%

Progress: INTERVENE (15%)

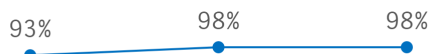
The Progress domain measures growth on standardized assessments and progress towards graduation (for high schools only).



N/A

Climate: MODEL (98%)

The Climate domain measures school climate as well as student and parent/guardian engagement.



96.3%

Mastery Charter School at Clymer

School Code X15
Sector Charter
Address 1201 W. Rush St., 19133
Phone/Fax 215-223-2243 / 215-227-3697
Website www.masterycharter.org/school/clymer-elementary

Report Type ES
Grades in Report K-6
Enrollment 582
Admissions Category Neighborhood
Turnaround Model Renaissance Charter

Performance Tiers Legend

INTERVENE (0-24%)

WATCH (25-49%)

REINFORCE (50-74%)

MODEL (75-100%)

2016-2017

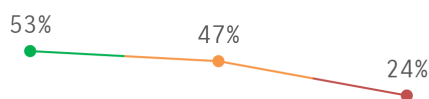
2017-2018

2018-2019

3-YEAR AVG

OVERALL: INTERVENE (24%)

A school's overall score represents its combined performance on the Achievement, Progress, Climate, and College & Career (for high schools only) domains.



41.3%

Achievement: INTERVENE (16%)

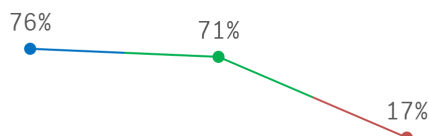
The Achievement domain measures performance on standardized assessments, including PSSA, Keystone Exams, ACCESS for ELLs, and reading assessments.



17.0%

Progress: INTERVENE (17%)

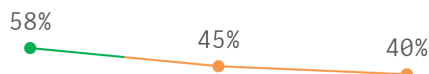
The Progress domain measures growth on standardized assessments and progress towards graduation (for high schools only).



54.7%

Climate: WATCH (40%)

The Climate domain measures school climate as well as student and parent/guardian engagement.



47.7%

Mastery Charter School at Mann

School Code	X08
Sector	Charter
Address	5376 W. Berks St., 19131
Phone/Fax	215-581-5616 / 215-581-5610
Website	www.masterycharter.org/school/mann-elementary

Report Type	ES
Grades in Report	K-6
Enrollment	557
Admissions Category	Neighborhood
Turnaround Model	Renaissance Charter

Performance Tiers Legend

INTERVENE (0-24%)

WATCH (25-49%)

REINFORCE (50-74%)

MODEL (75-100%)

2016-2017

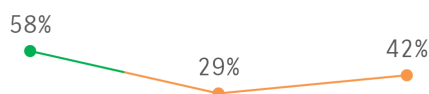
2017-2018

2018-2019

3-YEAR AVG

OVERALL: WATCH (42%)

A school's overall score represents its combined performance on the Achievement, Progress, Climate, and College & Career (for high schools only) domains.



43.0%

Achievement: WATCH (31%)

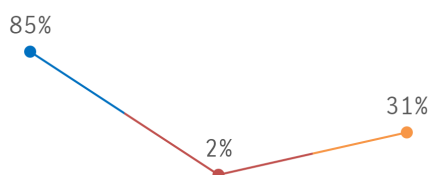
The Achievement domain measures performance on standardized assessments, including PSSA, Keystone Exams, ACCESS for ELLs, and reading assessments.



32.0%

Progress: WATCH (31%)

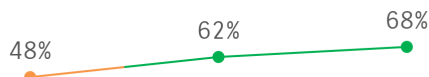
The Progress domain measures growth on standardized assessments and progress towards graduation (for high schools only).



39.3%

Climate: REINFORCE (68%)

The Climate domain measures school climate as well as student and parent/guardian engagement.



59.3%

Mastery Charter School at Smedley

School Code X09
 Sector Charter
 Address 1790 Bridge St., 19124
 Phone/Fax 215-537-2523 / 215-537-3694
 Website www.masterycharter.org/smedley

Report Type ES
 Grades in Report K-6
 Enrollment 802
 Admissions Category Neighborhood
 Turnaround Model Renaissance Charter

Performance Tiers Legend

INTERVENE (0-24%)

WATCH (25-49%)

REINFORCE (50-74%)

MODEL (75-100%)

2016-2017

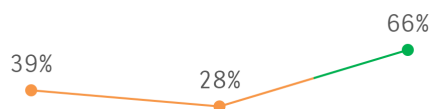
2017-2018

2018-2019

3-YEAR AVG

OVERALL: REINFORCE (66%)

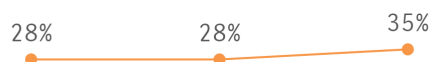
A school's overall score represents its combined performance on the Achievement, Progress, Climate, and College & Career (for high schools only) domains.



44.3%

Achievement: WATCH (35%)

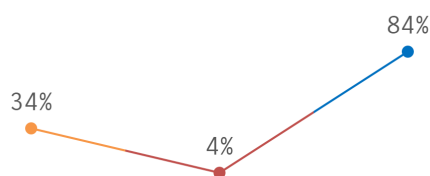
The Achievement domain measures performance on standardized assessments, including PSSA, Keystone Exams, ACCESS for ELLs, and reading assessments.



30.3%

Progress: MODEL (84%)

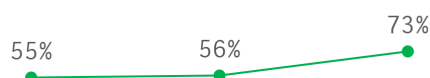
The Progress domain measures growth on standardized assessments and progress towards graduation (for high schools only).



40.7%

Climate: REINFORCE (73%)

The Climate domain measures school climate as well as student and parent/guardian engagement.



61.3%

Mastery Charter School at Wister

School Code X27
Sector Charter
Address 67 E. Bringhurst St., 19144
Phone/Fax 215-951-4003 / 215-951-2011
Website www.masterycharter.org/wister

Report Type ES
Grades in Report K-5
Enrollment 516
Admissions Category Neighborhood
Turnaround Model Renaissance Charter

Performance Tiers Legend

INTERVENE (0-24%)

WATCH (25-49%)

REINFORCE (50-74%)

MODEL (75-100%)

2016-2017

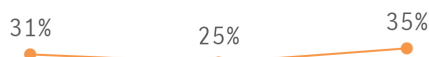
2017-2018

2018-2019

3-YEAR AVG

OVERALL: WATCH (35%)

A school's overall score represents its combined performance on the Achievement, Progress, Climate, and College & Career (for high schools only) domains.



30.3%

Achievement: INTERVENE (9%)

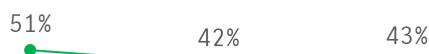
The Achievement domain measures performance on standardized assessments, including PSSA, Keystone Exams, ACCESS for ELLs, and reading assessments.



6.0%

Progress: WATCH (43%)

The Progress domain measures growth on standardized assessments and progress towards graduation (for high schools only).



45.3%

Climate: REINFORCE (50%)

The Climate domain measures school climate as well as student and parent/guardian engagement.



34.3%

Mastery Prep Elementary Charter School

School Code	X39	Report Type	ES
Sector	Charter	Grades in Report	K-2
Address	1801 W. Pike St., 19140	Enrollment	219
Phone/Fax	215-866-0067 / 215-866-9141	Admissions Category	Citywide
Website	www.masterycharter.org/masteryprepelem entary	Turnaround Model	N/A

Performance Tiers Legend

INTERVENE (0-24%)

WATCH (25-49%)

REINFORCE (50-74%)

MODEL (75-100%)

2018-2019

3-YEAR AVG

OVERALL: INSUFFICIENT DATA

A school's overall score represents its combined performance on the Achievement, Progress, Climate, and College & Career (for high schools only) domains.

N/A

Achievement: INSUFFICIENT DATA

The Achievement domain measures performance on standardized assessments, including PSSA, Keystone Exams, ACCESS for ELLs, and reading assessments.

N/A

Progress: INSUFFICIENT DATA

The Progress domain measures growth on standardized assessments and progress towards graduation (for high schools only).

N/A

Climate: REINFORCE (67%)

The Climate domain measures school climate as well as student and parent/guardian engagement.

67%



N/A

Philadelphia Montessori Charter School

School Code W78
Sector Charter
Address 2227 Island Ave., 19142
Phone/Fax 215-365-4011 / 215-365-4367
Website www.philadelphiamentessori.org

Report Type ES
Grades in Report K-6
Enrollment 179
Admissions Category Citywide
Turnaround Model N/A

Performance Tiers Legend

INTERVENE (0-24%)

WATCH (25-49%)

REINFORCE (50-74%)

MODEL (75-100%)

2016-2017

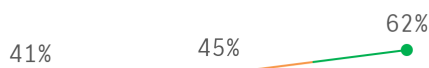
2017-2018

2018-2019

3-YEAR AVG

OVERALL: REINFORCE (62%)

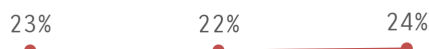
A school's overall score represents its combined performance on the Achievement, Progress, Climate, and College & Career (for high schools only) domains.



49.3%

Achievement: INTERVENE (24%)

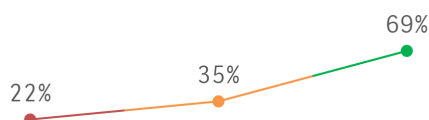
The Achievement domain measures performance on standardized assessments, including PSSA, Keystone Exams, ACCESS for ELLs, and reading assessments.



23.0%

Progress: REINFORCE (69%)

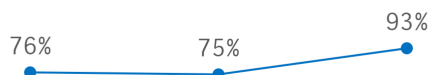
The Progress domain measures growth on standardized assessments and progress towards graduation (for high schools only).



42.0%

Climate: MODEL (93%)

The Climate domain measures school climate as well as student and parent/guardian engagement.



81.3%

2018-2019 School Progress Report

Philip H. Sheridan School

School Code 553
Sector District
Address 800 E. Ontario St., 19134
Phone/Fax 215-400-7160 / 215-400-7161
Website philasd.org/sheridan

Report Type ES
Grades in Report K-4
Enrollment 647
Admissions Category Neighborhood
Turnaround Model N/A

Performance Tiers Legend

INTERVENE (0-24%)

WATCH (25-49%)

REINFORCE (50-74%)

MODEL (75-100%)

2016-2017

2017-2018

2018-2019

3-YEAR AVG

OVERALL: WATCH (28%)

A school's overall score represents its combined performance on the Achievement, Progress, Climate, and College & Career (for high schools only) domains.



22.0%

Achievement: INTERVENE (7%)

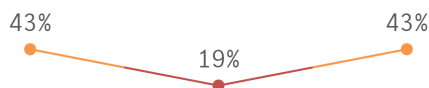
The Achievement domain measures performance on standardized assessments, including PSSA, Keystone Exams, ACCESS for ELLs, and reading assessments.



5.7%

Progress: WATCH (43%)

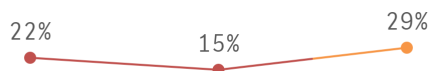
The Progress domain measures growth on standardized assessments and progress towards graduation (for high schools only).



35.0%

Climate: WATCH (29%)

The Climate domain measures school climate as well as student and parent/guardian engagement.



22.0%

2018-2019 School Progress Report

Prince Hall School

School Code 749
Sector District
Address 6101 N. Gratz St., 19141
Phone/Fax 215-400-3690 / 215-400-3691
Website philasd.org/princehall

Report Type ES
Grades in Report K-5
Enrollment 544
Admissions Category Neighborhood
Turnaround Model N/A

Performance Tiers Legend

INTERVENE (0-24%)

WATCH (25-49%)

REINFORCE (50-74%)

MODEL (75-100%)

2016-2017

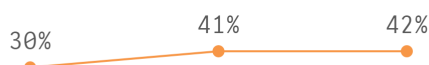
2017-2018

2018-2019

3-YEAR AVG

OVERALL: WATCH (42%)

A school's overall score represents its combined performance on the Achievement, Progress, Climate, and College & Career (for high schools only) domains.



37.7%

Achievement: INTERVENE (12%)

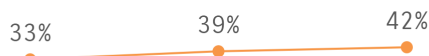
The Achievement domain measures performance on standardized assessments, including PSSA, Keystone Exams, ACCESS for ELLs, and reading assessments.



13.3%

Progress: WATCH (42%)

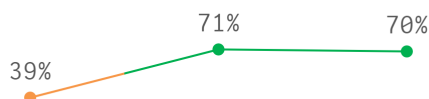
The Progress domain measures growth on standardized assessments and progress towards graduation (for high schools only).



38.0%

Climate: REINFORCE (70%)

The Climate domain measures school climate as well as student and parent/guardian engagement.



60.0%

2018-2019 School Progress Report

Rhawnhurst School

School Code 836
Sector District
Address 7809 Castor Ave., 19152
Phone/Fax 215-400-3220 / 215-400-3221
Website philasd.org/rhawnhurst

Report Type ES
Grades in Report K-5
Enrollment 656
Admissions Category Neighborhood
Turnaround Model N/A

Performance Tiers Legend

INTERVENE (0-24%)

WATCH (25-49%)

REINFORCE (50-74%)

MODEL (75-100%)

2016-2017

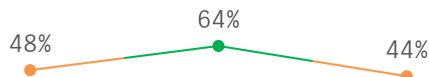
2017-2018

2018-2019

3-YEAR AVG

OVERALL: WATCH (44%)

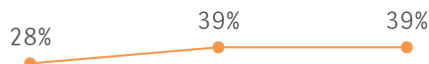
A school's overall score represents its combined performance on the Achievement, Progress, Climate, and College & Career (for high schools only) domains.



52.0%

Achievement: WATCH (39%)

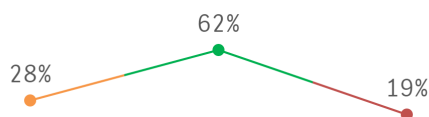
The Achievement domain measures performance on standardized assessments, including PSSA, Keystone Exams, ACCESS for ELLs, and reading assessments.



35.3%

Progress: INTERVENE (19%)

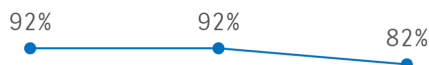
The Progress domain measures growth on standardized assessments and progress towards graduation (for high schools only).



36.3%

Climate: MODEL (82%)

The Climate domain measures school climate as well as student and parent/guardian engagement.



88.7%

2018-2019 School Progress Report

Richard R. Wright School

School Code 447
Sector District
Address 2201 N. 28th St., 19132
Phone/Fax 215-400-7030 / 215-400-7031
Website philasd.org/wright

Report Type ES
Grades in Report K-5
Enrollment 349
Admissions Category Neighborhood
Turnaround Model N/A

Performance Tiers Legend

INTERVENE (0-24%)

WATCH (25-49%)

REINFORCE (50-74%)

MODEL (75-100%)

2016-2017

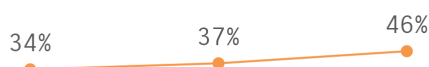
2017-2018

2018-2019

3-YEAR AVG

OVERALL: WATCH (46%)

A school's overall score represents its combined performance on the Achievement, Progress, Climate, and College & Career (for high schools only) domains.



39.0%

Achievement: INTERVENE (11%)

The Achievement domain measures performance on standardized assessments, including PSSA, Keystone Exams, ACCESS for ELLs, and reading assessments.



10.3%

Progress: MODEL (88%)

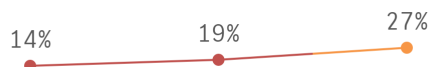
The Progress domain measures growth on standardized assessments and progress towards graduation (for high schools only).



79.3%

Climate: WATCH (27%)

The Climate domain measures school climate as well as student and parent/guardian engagement.



20.0%

2018-2019 School Progress Report

Richmond School

School Code 540
Sector District
Address 2944 Belgrade St., 19134
Phone/Fax 215-400-7150 / 215-400-7151
Website philasd.org/richmond

Report Type ES
Grades in Report K-5
Enrollment 533
Admissions Category Neighborhood
Turnaround Model N/A

Performance Tiers Legend

INTERVENE (0-24%)

WATCH (25-49%)

REINFORCE (50-74%)

MODEL (75-100%)

2016-2017

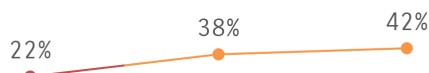
2017-2018

2018-2019

3-YEAR AVG

OVERALL: WATCH (42%)

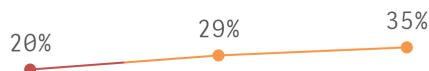
A school's overall score represents its combined performance on the Achievement, Progress, Climate, and College & Career (for high schools only) domains.



34.0%

Achievement: WATCH (35%)

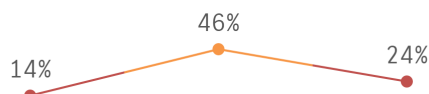
The Achievement domain measures performance on standardized assessments, including PSSA, Keystone Exams, ACCESS for ELLs, and reading assessments.



28.0%

Progress: INTERVENE (24%)

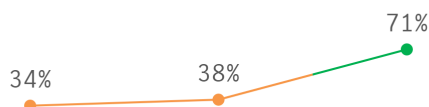
The Progress domain measures growth on standardized assessments and progress towards graduation (for high schools only).



28.0%

Climate: REINFORCE (71%)

The Climate domain measures school climate as well as student and parent/guardian engagement.



47.7%

2018-2019 School Progress Report

Robert B. Pollock School

School Code 841
Sector District
Address 2875 Welsh Rd., 19152
Phone/Fax 215-400-3210 / 215-400-3211
Website philasd.org/pollock

Report Type ES
Grades in Report K-6
Enrollment 650
Admissions Category Neighborhood
Turnaround Model N/A

Performance Tiers Legend

INTERVENE (0-24%)

WATCH (25-49%)

REINFORCE (50-74%)

MODEL (75-100%)

2016-2017

2017-2018

2018-2019

3-YEAR AVG

OVERALL: REINFORCE (60%)

A school's overall score represents its combined performance on the Achievement, Progress, Climate, and College & Career (for high schools only) domains.



55.7%

Achievement: WATCH (35%)

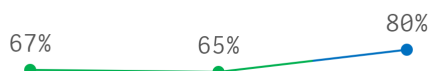
The Achievement domain measures performance on standardized assessments, including PSSA, Keystone Exams, ACCESS for ELLs, and reading assessments.



36.3%

Progress: MODEL (80%)

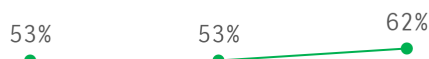
The Progress domain measures growth on standardized assessments and progress towards graduation (for high schools only).



70.7%

Climate: REINFORCE (62%)

The Climate domain measures school climate as well as student and parent/guardian engagement.



56.0%

2018-2019 School Progress Report

Samuel Powel School

School Code 139
Sector District
Address 301 N. 36th St., 19104
Phone/Fax 215-400-7740 / 215-400-7741
Website philasd.org/powel

Report Type ES
Grades in Report K-4
Enrollment 244
Admissions Category Neighborhood
Turnaround Model N/A

Performance Tiers Legend

INTERVENE (0-24%)

WATCH (25-49%)

REINFORCE (50-74%)

MODEL (75-100%)

2016-2017

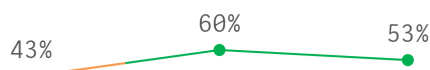
2017-2018

2018-2019

3-YEAR AVG

OVERALL: REINFORCE (53%)

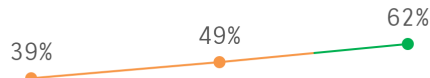
A school's overall score represents its combined performance on the Achievement, Progress, Climate, and College & Career (for high schools only) domains.



52.0%

Achievement: REINFORCE (62%)

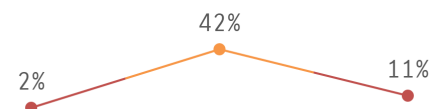
The Achievement domain measures performance on standardized assessments, including PSSA, Keystone Exams, ACCESS for ELLs, and reading assessments.



50.0%

Progress: INTERVENE (11%)

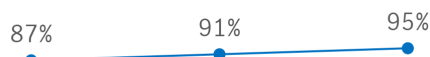
The Progress domain measures growth on standardized assessments and progress towards graduation (for high schools only).



18.3%

Climate: MODEL (95%)

The Climate domain measures school climate as well as student and parent/guardian engagement.



91.0%

Solomon Solis-Cohen School

School Code 834
Sector District
Address 7001 Horrocks St., 19149
Phone/Fax 215-400-3250 / 215-400-3251
Website philasd.org/soliscohen

Report Type ES
Grades in Report K-5
Enrollment 1201
Admissions Category Neighborhood
Turnaround Model N/A

Performance Tiers Legend

INTERVENE (0-24%)

WATCH (25-49%)

REINFORCE (50-74%)

MODEL (75-100%)

2016-2017

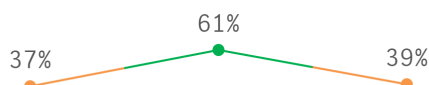
2017-2018

2018-2019

3-YEAR AVG

OVERALL: WATCH (39%)

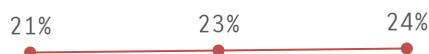
A school's overall score represents its combined performance on the Achievement, Progress, Climate, and College & Career (for high schools only) domains.



45.7%

Achievement: INTERVENE (24%)

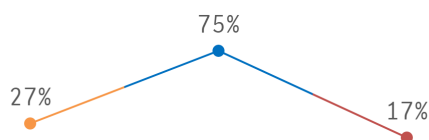
The Achievement domain measures performance on standardized assessments, including PSSA, Keystone Exams, ACCESS for ELLs, and reading assessments.



22.7%

Progress: INTERVENE (17%)

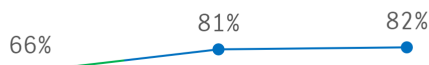
The Progress domain measures growth on standardized assessments and progress towards graduation (for high schools only).



39.7%

Climate: MODEL (82%)

The Climate domain measures school climate as well as student and parent/guardian engagement.



76.3%

2018-2019 School Progress Report

Stephen Girard School

School Code 232
Sector District
Address 1800 Snyder Ave., 19145
Phone/Fax 215-400-8180 / 215-400-8181
Website philasd.org/girard

Report Type ES
Grades in Report K-4
Enrollment 437
Admissions Category Neighborhood
Turnaround Model N/A

Performance Tiers Legend

INTERVENE (0-24%)

WATCH (25-49%)

REINFORCE (50-74%)

MODEL (75-100%)

2016-2017

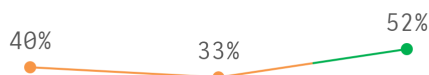
2017-2018

2018-2019

3-YEAR AVG

OVERALL: REINFORCE (52%)

A school's overall score represents its combined performance on the Achievement, Progress, Climate, and College & Career (for high schools only) domains.



41.7%

Achievement: INTERVENE (19%)

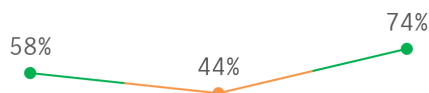
The Achievement domain measures performance on standardized assessments, including PSSA, Keystone Exams, ACCESS for ELLs, and reading assessments.



16.3%

Progress: REINFORCE (74%)

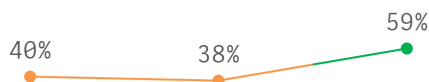
The Progress domain measures growth on standardized assessments and progress towards graduation (for high schools only).



58.7%

Climate: REINFORCE (59%)

The Climate domain measures school climate as well as student and parent/guardian engagement.



45.7%

2018-2019 School Progress Report

Thomas G. Morton School

School Code 138
Sector District
Address 2501 S. 63rd St., 19142
Phone/Fax 215-400-8160 / 215-400-8161
Website philasd.org/morton

Report Type ES
Grades in Report K-5
Enrollment 567
Admissions Category Neighborhood
Turnaround Model N/A

Performance Tiers Legend

INTERVENE (0-24%)

WATCH (25-49%)

REINFORCE (50-74%)

MODEL (75-100%)

2016-2017

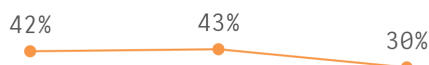
2017-2018

2018-2019

3-YEAR AVG

OVERALL: WATCH (30%)

A school's overall score represents its combined performance on the Achievement, Progress, Climate, and College & Career (for high schools only) domains.



38.3%

Achievement: INTERVENE (7%)

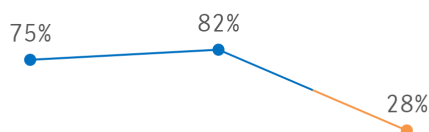
The Achievement domain measures performance on standardized assessments, including PSSA, Keystone Exams, ACCESS for ELLs, and reading assessments.



8.0%

Progress: WATCH (28%)

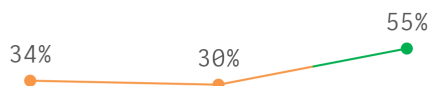
The Progress domain measures growth on standardized assessments and progress towards graduation (for high schools only).



61.7%

Climate: REINFORCE (55%)

The Climate domain measures school climate as well as student and parent/guardian engagement.



39.7%

2018-2019 School Progress Report

Thomas Holme School

School Code 827
Sector District
Address 9125 Academy Rd., 19114
Phone/Fax 215-400-3130 / 215-400-3131
Website philasd.org/holme

Report Type ES
Grades in Report K-6
Enrollment 614
Admissions Category Neighborhood
Turnaround Model N/A

Performance Tiers Legend

INTERVENE (0-24%)

WATCH (25-49%)

REINFORCE (50-74%)

MODEL (75-100%)

2016-2017

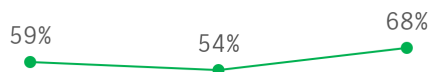
2017-2018

2018-2019

3-YEAR AVG

OVERALL: REINFORCE (68%)

A school's overall score represents its combined performance on the Achievement, Progress, Climate, and College & Career (for high schools only) domains.



60.3%

Achievement: WATCH (47%)

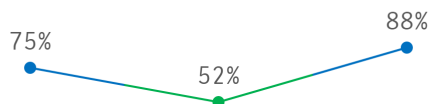
The Achievement domain measures performance on standardized assessments, including PSSA, Keystone Exams, ACCESS for ELLs, and reading assessments.



43.3%

Progress: MODEL (88%)

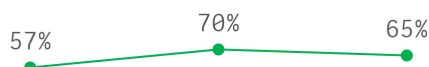
The Progress domain measures growth on standardized assessments and progress towards graduation (for high schools only).



71.7%

Climate: REINFORCE (65%)

The Climate domain measures school climate as well as student and parent/guardian engagement.



64.0%

2018-2019 School Progress Report

Thomas M. Peirce School

School Code 438
Sector District
Address 2300 W. Cambria St., 19132
Phone/Fax 215-400-7020 / 215-400-7021
Website philasd.org/tmpeirce

Report Type ES
Grades in Report K-6
Enrollment 438
Admissions Category Neighborhood
Turnaround Model N/A

Performance Tiers Legend

INTERVENE (0-24%)

WATCH (25-49%)

REINFORCE (50-74%)

MODEL (75-100%)

2016-2017

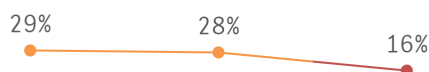
2017-2018

2018-2019

3-YEAR AVG

OVERALL: INTERVENE (16%)

A school's overall score represents its combined performance on the Achievement, Progress, Climate, and College & Career (for high schools only) domains.



24.3%

Achievement: INTERVENE (4%)

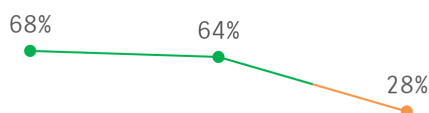
The Achievement domain measures performance on standardized assessments, including PSSA, Keystone Exams, ACCESS for ELLs, and reading assessments.



5.3%

Progress: WATCH (28%)

The Progress domain measures growth on standardized assessments and progress towards graduation (for high schools only).



53.3%

Climate: INTERVENE (14%)

The Climate domain measures school climate as well as student and parent/guardian engagement.



7.7%

Universal Charter School at Bluford

School Code	X10	Report Type	ES
Sector	Charter	Grades in Report	K-6
Address	5801 Media St., 19131	Enrollment	527
Phone/Fax	215-581-5502 / 215-581-5725	Admissions Category	Neighborhood
Website	www.universalfamilyofschools.org/universal-bluford/	Turnaround Model	Renaissance Charter

Performance Tiers Legend

INTERVENE (0-24%)

WATCH (25-49%)

REINFORCE (50-74%)

MODEL (75-100%)

2016-2017

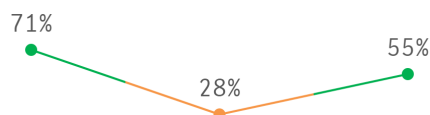
2017-2018

2018-2019

3-YEAR AVG

OVERALL: REINFORCE (55%)

A school's overall score represents its combined performance on the Achievement, Progress, Climate, and College & Career (for high schools only) domains.



51.3%

Achievement: INTERVENE (20%)

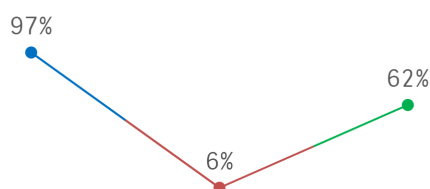
The Achievement domain measures performance on standardized assessments, including PSSA, Keystone Exams, ACCESS for ELLs, and reading assessments.



19.3%

Progress: REINFORCE (62%)

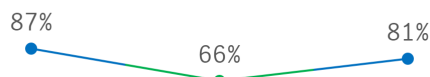
The Progress domain measures growth on standardized assessments and progress towards graduation (for high schools only).



55.0%

Climate: MODEL (81%)

The Climate domain measures school climate as well as student and parent/guardian engagement.



78.0%

2018-2019 School Progress Report

Watson Comly School

School Code 837
Sector District
Address 1001 Byberry Rd., 19116
Phone/Fax 215-400-3010 / 215-400-3011
Website philasd.org/comly

Report Type ES
Grades in Report K-5
Enrollment 519
Admissions Category Neighborhood
Turnaround Model N/A

Performance Tiers Legend

INTERVENE (0-24%)

WATCH (25-49%)

REINFORCE (50-74%)

MODEL (75-100%)

2016-2017

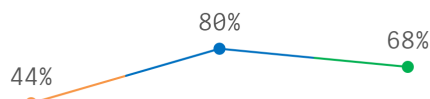
2017-2018

2018-2019

3-YEAR AVG

OVERALL: REINFORCE (68%)

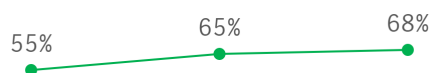
A school's overall score represents its combined performance on the Achievement, Progress, Climate, and College & Career (for high schools only) domains.



64.0%

Achievement: REINFORCE (68%)

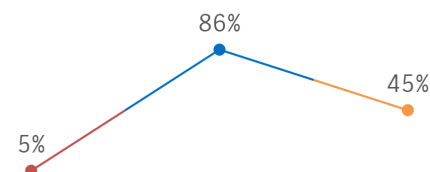
The Achievement domain measures performance on standardized assessments, including PSSA, Keystone Exams, ACCESS for ELLs, and reading assessments.



62.7%

Progress: WATCH (45%)

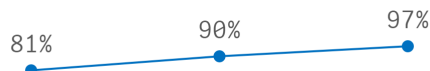
The Progress domain measures growth on standardized assessments and progress towards graduation (for high schools only).



45.3%

Climate: MODEL (97%)

The Climate domain measures school climate as well as student and parent/guardian engagement.



89.3%

2018-2019 School Progress Report

William Cramp School

School Code 547
Sector District
Address 3449 N. Mascher St., 19140
Phone/Fax 215-400-3860 / 215-400-3861
Website philasd.org/cramp

Report Type ES
Grades in Report K-5
Enrollment 492
Admissions Category Neighborhood
Turnaround Model N/A

Performance Tiers Legend

INTERVENE (0-24%)

WATCH (25-49%)

REINFORCE (50-74%)

MODEL (75-100%)

2016-2017

2017-2018

2018-2019

3-YEAR AVG

OVERALL: WATCH (38%)

A school's overall score represents its combined performance on the Achievement, Progress, Climate, and College & Career (for high schools only) domains.



33.7%

Achievement: INTERVENE (9%)

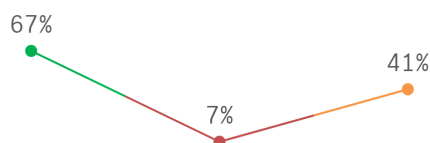
The Achievement domain measures performance on standardized assessments, including PSSA, Keystone Exams, ACCESS for ELLs, and reading assessments.



6.3%

Progress: WATCH (41%)

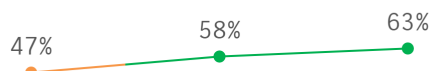
The Progress domain measures growth on standardized assessments and progress towards graduation (for high schools only).



38.3%

Climate: REINFORCE (63%)

The Climate domain measures school climate as well as student and parent/guardian engagement.



56.0%

2018-2019 School Progress Report

William H. Loesche School

School Code 844
Sector District
Address 595 Tomlinson Rd., 19116
Phone/Fax 215-400-3020 / 215-400-3021
Website philasd.org/loesche

Report Type ES
Grades in Report K-5
Enrollment 886
Admissions Category Neighborhood
Turnaround Model N/A

Performance Tiers Legend

INTERVENE (0-24%)

WATCH (25-49%)

REINFORCE (50-74%)

MODEL (75-100%)

2016-2017

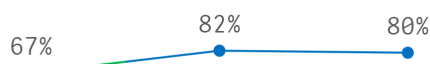
2017-2018

2018-2019

3-YEAR AVG

OVERALL: MODEL (80%)

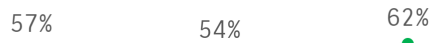
A school's overall score represents its combined performance on the Achievement, Progress, Climate, and College & Career (for high schools only) domains.



76.3%

Achievement: REINFORCE (62%)

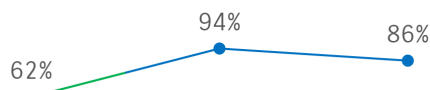
The Achievement domain measures performance on standardized assessments, including PSSA, Keystone Exams, ACCESS for ELLs, and reading assessments.



57.7%

Progress: MODEL (86%)

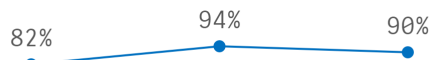
The Progress domain measures growth on standardized assessments and progress towards graduation (for high schools only).



80.7%

Climate: MODEL (90%)

The Climate domain measures school climate as well as student and parent/guardian engagement.



88.7%

2018-2019 School Progress Report

William Rowen School

School Code 753
Sector District
Address 6841 N. 19th St., 19126
Phone/Fax 215-400-3550 / 215-400-3551
Website philasd.org/rowen

Report Type ES
Grades in Report K-5
Enrollment 438
Admissions Category Neighborhood
Turnaround Model N/A

Performance Tiers Legend

INTERVENE (0-24%)

WATCH (25-49%)

REINFORCE (50-74%)

MODEL (75-100%)

2016-2017

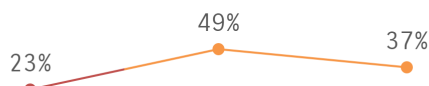
2017-2018

2018-2019

3-YEAR AVG

OVERALL: WATCH (37%)

A school's overall score represents its combined performance on the Achievement, Progress, Climate, and College & Career (for high schools only) domains.



36.3%

Achievement: INTERVENE (16%)

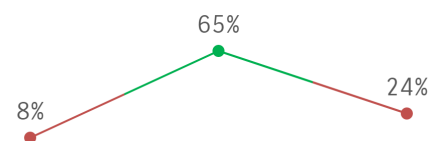
The Achievement domain measures performance on standardized assessments, including PSSA, Keystone Exams, ACCESS for ELLs, and reading assessments.



17.3%

Progress: INTERVENE (24%)

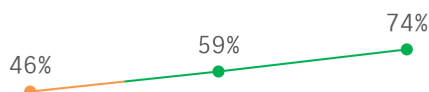
The Progress domain measures growth on standardized assessments and progress towards graduation (for high schools only).



32.3%

Climate: REINFORCE (74%)

The Climate domain measures school climate as well as student and parent/guardian engagement.



59.7%