

A. Philip Randolph Career and Technical High School

School Code	609	Report Type	HS
Sector	District	Grades in Report	9-12
Address	3101 Henry Ave., 19129	Enrollment	415
Phone/Fax	215-400-3840 / 215-400-3841	Admissions Category	Citywide
Website	philasd.org/randolph	Turnaround Model	N/A

Performance Tiers Legend

INTERVENE (0-24%)

WATCH (25-49%)

REINFORCE (50-74%)

MODEL (75-100%)

2016-2017

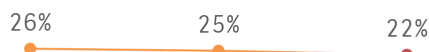
2017-2018

2018-2019

3-YEAR AVG

OVERALL: INTERVENE (22%)

A school's overall score represents its combined performance on the Achievement, Progress, Climate, and College & Career (for high schools only) domains.



24.3%

Achievement: INTERVENE (0%)

The Achievement domain measures performance on standardized assessments, including PSSA, Keystone Exams, ACCESS for ELLs, and reading assessments.



0.3%

Progress: WATCH (32%)

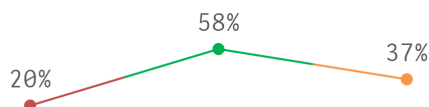
The Progress domain measures growth on standardized assessments and progress towards graduation (for high schools only).



33.3%

Climate: WATCH (37%)

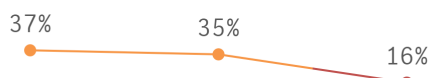
The Climate domain measures school climate as well as student and parent/guardian engagement.



38.3%

College & Career: INTERVENE (16%)

The College & Career domain measures college and career readiness and post-secondary outcomes.



29.3%

Abraham Lincoln High School

School Code 801
Sector District
Address 3201 Ryan Ave., 19136
Phone/Fax 215-400-3300 / 215-400-3301
Website philasd.org/lincoln

Report Type HS
Grades in Report 9-12
Enrollment 1786
Admissions Category Neighborhood
Turnaround Model N/A

Performance Tiers Legend

INTERVENE (0-24%)

WATCH (25-49%)

REINFORCE (50-74%)

MODEL (75-100%)

2016-2017

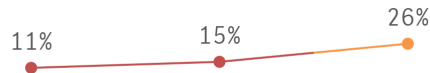
2017-2018

2018-2019

3-YEAR AVG

OVERALL: WATCH (26%)

A school's overall score represents its combined performance on the Achievement, Progress, Climate, and College & Career (for high schools only) domains.



17.3%

Achievement: INTERVENE (3%)

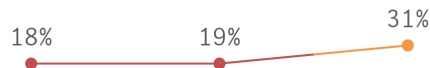
The Achievement domain measures performance on standardized assessments, including PSSA, Keystone Exams, ACCESS for ELLs, and reading assessments.



1.7%

Progress: WATCH (31%)

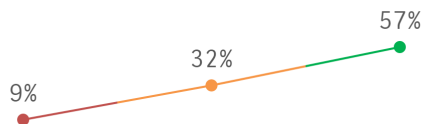
The Progress domain measures growth on standardized assessments and progress towards graduation (for high schools only).



22.7%

Climate: REINFORCE (57%)

The Climate domain measures school climate as well as student and parent/guardian engagement.



32.7%

College & Career: INTERVENE (11%)

The College & Career domain measures college and career readiness and post-secondary outcomes.



12.7%

Academy at Palumbo

School Code 262
Sector District
Address 1100 Catharine St., 19147
Phone/Fax 215-400-8130 / 215-400-8131
Website philasd.org/palumbo

Report Type HS
Grades in Report 9-12
Enrollment 1061
Admissions Category Special Admit
Turnaround Model N/A

Performance Tiers Legend

INTERVENE (0-24%)

WATCH (25-49%)

REINFORCE (50-74%)

MODEL (75-100%)

2016-2017

2017-2018

2018-2019

3-YEAR AVG

OVERALL: REINFORCE (69%)

A school's overall score represents its combined performance on the Achievement, Progress, Climate, and College & Career (for high schools only) domains.

67% 74% 69%

70.0%

Achievement: REINFORCE (51%)

The Achievement domain measures performance on standardized assessments, including PSSA, Keystone Exams, ACCESS for ELLs, and reading assessments.

58% 66% 51%

58.3%

Progress: REINFORCE (68%)

The Progress domain measures growth on standardized assessments and progress towards graduation (for high schools only).

61% 68% 68%

65.7%

Climate: MODEL (93%)

The Climate domain measures school climate as well as student and parent/guardian engagement.

83% 93% 93%

89.7%

College & Career: MODEL (82%)

The College & Career domain measures college and career readiness and post-secondary outcomes.

82% 79% 82%

81.0%

Architecture and Design Charter School

School Code W17
Sector Charter
Address 105 S. 7th St., 19106
Phone/Fax 215-351-2900 / 215-351-9458
Website www.chadphila.org

Report Type HS
Grades in Report 9-12
Enrollment 600
Admissions Category Citywide
Turnaround Model N/A

Performance Tiers Legend

INTERVENE (0-24%)

WATCH (25-49%)

REINFORCE (50-74%)

MODEL (75-100%)

2016-2017

2017-2018

2018-2019

3-YEAR AVG

OVERALL: INTERVENE (22%)

A school's overall score represents its combined performance on the Achievement, Progress, Climate, and College & Career (for high schools only) domains.



23.0%

Achievement: INTERVENE (0%)

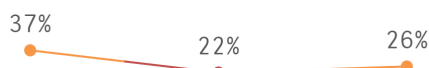
The Achievement domain measures performance on standardized assessments, including PSSA, Keystone Exams, ACCESS for ELLs, and reading assessments.



0.0%

Progress: WATCH (26%)

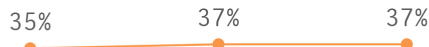
The Progress domain measures growth on standardized assessments and progress towards graduation (for high schools only).



28.3%

Climate: WATCH (37%)

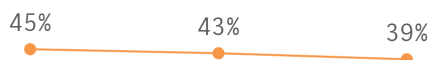
The Climate domain measures school climate as well as student and parent/guardian engagement.



36.3%

College & Career: WATCH (39%)

The College & Career domain measures college and career readiness and post-secondary outcomes.



42.3%

Arts Academy at Benjamin Rush

School Code 804
Sector District
Address 11081 Knights Rd., 19154
Phone/Fax 215-400-3030 / 215-400-3031
Website philasd.org/rush

Report Type HS
Grades in Report 9-12
Enrollment 621
Admissions Category Special Admit
Turnaround Model N/A

Performance Tiers Legend

INTERVENE (0-24%)

WATCH (25-49%)

REINFORCE (50-74%)

MODEL (75-100%)

2016-2017

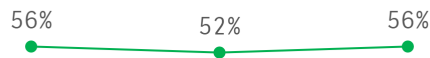
2017-2018

2018-2019

3-YEAR AVG

OVERALL: REINFORCE (56%)

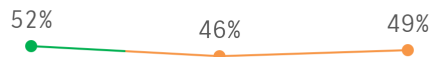
A school's overall score represents its combined performance on the Achievement, Progress, Climate, and College & Career (for high schools only) domains.



54.7%

Achievement: WATCH (49%)

The Achievement domain measures performance on standardized assessments, including PSSA, Keystone Exams, ACCESS for ELLs, and reading assessments.



49.0%

Progress: WATCH (32%)

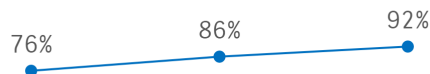
The Progress domain measures growth on standardized assessments and progress towards graduation (for high schools only).



33.3%

Climate: MODEL (92%)

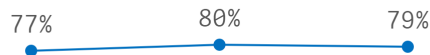
The Climate domain measures school climate as well as student and parent/guardian engagement.



84.7%

College & Career: MODEL (79%)

The College & Career domain measures college and career readiness and post-secondary outcomes.



78.7%

Aspira Charter School at Olney

School Code X14
Sector Charter
Address 100 W. Duncannon Ave., 19120
Phone/Fax 215-456-3014 / 215-456-3138
Website olneycharter.org/

Report Type HS
Grades in Report 9-12
Enrollment 1864
Admissions Category Neighborhood
Turnaround Model Renaissance Charter

Performance Tiers Legend

INTERVENE (0-24%)

WATCH (25-49%)

REINFORCE (50-74%)

MODEL (75-100%)

2016-2017

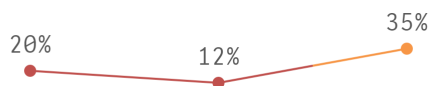
2017-2018

2018-2019

3-YEAR AVG

OVERALL: WATCH (35%)

A school's overall score represents its combined performance on the Achievement, Progress, Climate, and College & Career (for high schools only) domains.



22.3%

Achievement: INTERVENE (0%)

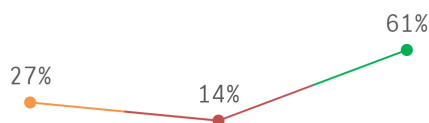
The Achievement domain measures performance on standardized assessments, including PSSA, Keystone Exams, ACCESS for ELLs, and reading assessments.



0.0%

Progress: REINFORCE (61%)

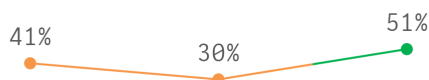
The Progress domain measures growth on standardized assessments and progress towards graduation (for high schools only).



34.0%

Climate: REINFORCE (51%)

The Climate domain measures school climate as well as student and parent/guardian engagement.



40.7%

College & Career: INTERVENE (7%)

The College & Career domain measures college and career readiness and post-secondary outcomes.



8.0%

Belmont Charter School

School Code W68
 Sector Charter
 Address 4030 Brown St., 19104
 Phone/Fax 215-823-8208 / 215-823-8209
 Website www.belmontcharternetwork.org/bcs

Report Type HS
 Grades in Report 9-10
 Enrollment 145
 Admissions Category Neighborhood
 Turnaround Model N/A

Performance Tiers Legend

INTERVENE (0-24%)

WATCH (25-49%)

REINFORCE (50-74%)

MODEL (75-100%)

2018-2019

3-YEAR AVG

OVERALL: REINFORCE (58%)

A school's overall score represents its combined performance on the Achievement, Progress, Climate, and College & Career (for high schools only) domains.

58%

N/A

Achievement: INTERVENE (9%)

The Achievement domain measures performance on standardized assessments, including PSSA, Keystone Exams, ACCESS for ELLs, and reading assessments.

9%

N/A

Progress: MODEL (93%)

The Progress domain measures growth on standardized assessments and progress towards graduation (for high schools only).

93%

N/A

Climate: REINFORCE (74%)

The Climate domain measures school climate as well as student and parent/guardian engagement.

74%

N/A

College & Career: INSUFFICIENT DATA

The College & Career domain measures college and career readiness and post-secondary outcomes.

N/A

Benjamin Franklin High School

School Code 201
Sector District
Address 550 N. Broad St., 19130
Phone/Fax 215-400-7600 / 215-400-7601
Website philasd.org/bfhs

Report Type HS
Grades in Report 9-12
Enrollment 424
Admissions Category Neighborhood
Turnaround Model N/A

Performance Tiers Legend

INTERVENE (0-24%)

WATCH (25-49%)

REINFORCE (50-74%)

MODEL (75-100%)

2016-2017

2017-2018

2018-2019

3-YEAR AVG

OVERALL: INTERVENE (12%)

A school's overall score represents its combined performance on the Achievement, Progress, Climate, and College & Career (for high schools only) domains.



7.3%

Achievement: INTERVENE (2%)

The Achievement domain measures performance on standardized assessments, including PSSA, Keystone Exams, ACCESS for ELLs, and reading assessments.



1.0%

Progress: INTERVENE (17%)

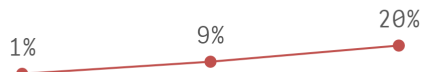
The Progress domain measures growth on standardized assessments and progress towards graduation (for high schools only).



11.0%

Climate: INTERVENE (20%)

The Climate domain measures school climate as well as student and parent/guardian engagement.



10.0%

College & Career: INTERVENE (6%)

The College & Career domain measures college and career readiness and post-secondary outcomes.



4.0%

Boys Latin of Philadelphia Charter School

School Code	W88	Report Type	HS
Sector	Charter	Grades in Report	9-12
Address	5501 Cedar Ave., 19143	Enrollment	447
Phone/Fax	215-387-5149 / 215-387-5159	Admissions Category	Citywide
Website	www.boyslatin.org	Turnaround Model	N/A

Performance Tiers Legend

INTERVENE (0-24%)

WATCH (25-49%)

REINFORCE (50-74%)

MODEL (75-100%)

2016-2017

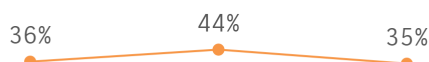
2017-2018

2018-2019

3-YEAR AVG

OVERALL: WATCH (35%)

A school's overall score represents its combined performance on the Achievement, Progress, Climate, and College & Career (for high schools only) domains.



38.3%

Achievement: INTERVENE (1%)

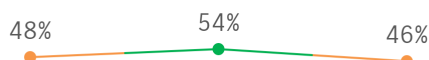
The Achievement domain measures performance on standardized assessments, including PSSA, Keystone Exams, ACCESS for ELLs, and reading assessments.



3.3%

Progress: WATCH (46%)

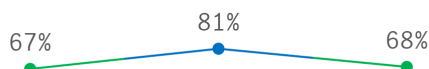
The Progress domain measures growth on standardized assessments and progress towards graduation (for high schools only).



49.3%

Climate: REINFORCE (68%)

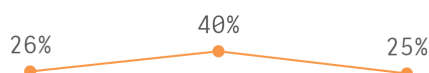
The Climate domain measures school climate as well as student and parent/guardian engagement.



72.0%

College & Career: WATCH (25%)

The College & Career domain measures college and career readiness and post-secondary outcomes.



30.3%

2018-2019 School Progress Report

Building 21

School Code 561
Sector District
Address 6501 Limekiln Pike, 19138
Phone/Fax 215-400-7450 / 215-400-7451
Website philasd.org/building21

Report Type HS
Grades in Report 9-12
Enrollment 335
Admissions Category Citywide
Turnaround Model N/A

Performance Tiers Legend

INTERVENE (0-24%)

WATCH (25-49%)

REINFORCE (50-74%)

MODEL (75-100%)

2016-2017

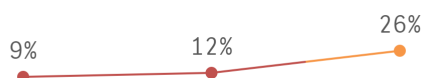
2017-2018

2018-2019

3-YEAR AVG

OVERALL: WATCH (26%)

A school's overall score represents its combined performance on the Achievement, Progress, Climate, and College & Career (for high schools only) domains.



15.7%

Achievement: INTERVENE (0%)

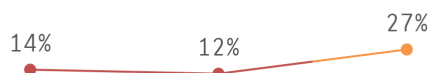
The Achievement domain measures performance on standardized assessments, including PSSA, Keystone Exams, ACCESS for ELLs, and reading assessments.



0.0%

Progress: WATCH (27%)

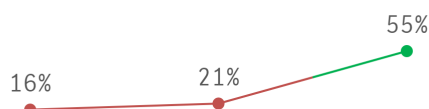
The Progress domain measures growth on standardized assessments and progress towards graduation (for high schools only).



17.7%

Climate: REINFORCE (55%)

The Climate domain measures school climate as well as student and parent/guardian engagement.



30.7%

College & Career: WATCH (38%)

The College & Career domain measures college and career readiness and post-secondary outcomes.



N/A

Central High School

School Code 601
 Sector District
 Address 1700 W. Olney Ave., 19141
 Phone/Fax 215-400-3590 / 215-400-3591
 Website philasd.org/centralhs

Report Type HS
 Grades in Report 9-12
 Enrollment 2398
 Admissions Category Special Admit
 Turnaround Model N/A

Performance Tiers Legend

INTERVENE (0-24%)

WATCH (25-49%)

REINFORCE (50-74%)

MODEL (75-100%)

2016-2017

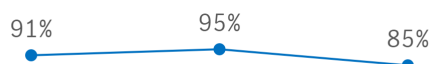
2017-2018

2018-2019

3-YEAR AVG

OVERALL: MODEL (85%)

A school's overall score represents its combined performance on the Achievement, Progress, Climate, and College & Career (for high schools only) domains.



90.3%

Achievement: MODEL (95%)

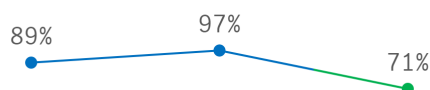
The Achievement domain measures performance on standardized assessments, including PSSA, Keystone Exams, ACCESS for ELLs, and reading assessments.



95.3%

Progress: REINFORCE (71%)

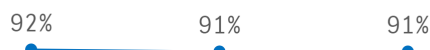
The Progress domain measures growth on standardized assessments and progress towards graduation (for high schools only).



85.7%

Climate: MODEL (91%)

The Climate domain measures school climate as well as student and parent/guardian engagement.



91.3%

College & Career: MODEL (90%)

The College & Career domain measures college and career readiness and post-secondary outcomes.



90.3%

Community Academy of Philadelphia Charter School

School Code W01
Sector Charter
Address 1100 E. Erie Ave., 19124
Phone/Fax 215-533-6700 / 215-533-6722
Website www.communityacademy.org

Report Type HS
Grades in Report 9-12
Enrollment 611
Admissions Category Citywide
Turnaround Model N/A

Performance Tiers Legend

INTERVENE (0-24%)

WATCH (25-49%)

REINFORCE (50-74%)

MODEL (75-100%)

2016-2017

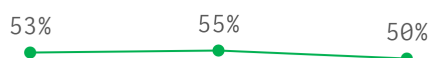
2017-2018

2018-2019

3-YEAR AVG

OVERALL: REINFORCE (50%)

A school's overall score represents its combined performance on the Achievement, Progress, Climate, and College & Career (for high schools only) domains.



52.7%

Achievement: INTERVENE (6%)

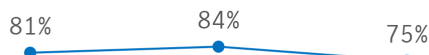
The Achievement domain measures performance on standardized assessments, including PSSA, Keystone Exams, ACCESS for ELLs, and reading assessments.



9.7%

Progress: MODEL (75%)

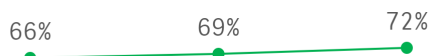
The Progress domain measures growth on standardized assessments and progress towards graduation (for high schools only).



80.0%

Climate: REINFORCE (72%)

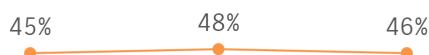
The Climate domain measures school climate as well as student and parent/guardian engagement.



69.0%

College & Career: WATCH (46%)

The College & Career domain measures college and career readiness and post-secondary outcomes.



46.3%

Constitution High School

School Code 267
Sector District
Address 18 S. 7th St., 19106
Phone/Fax 215-400-7850 / 215-400-7851
Website philasd.org/constitutionhs

Report Type HS
Grades in Report 9-12
Enrollment 385
Admissions Category Citywide
Turnaround Model N/A

Performance Tiers Legend

INTERVENE (0-24%)

WATCH (25-49%)

REINFORCE (50-74%)

MODEL (75-100%)

2016-2017

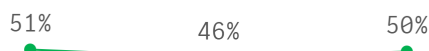
2017-2018

2018-2019

3-YEAR AVG

OVERALL: REINFORCE (50%)

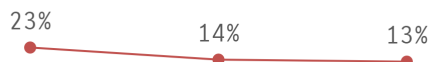
A school's overall score represents its combined performance on the Achievement, Progress, Climate, and College & Career (for high schools only) domains.



49.0%

Achievement: INTERVENE (13%)

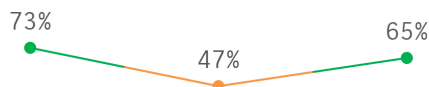
The Achievement domain measures performance on standardized assessments, including PSSA, Keystone Exams, ACCESS for ELLs, and reading assessments.



16.7%

Progress: REINFORCE (65%)

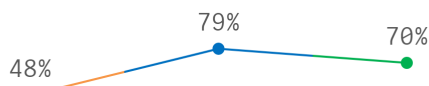
The Progress domain measures growth on standardized assessments and progress towards graduation (for high schools only).



61.7%

Climate: REINFORCE (70%)

The Climate domain measures school climate as well as student and parent/guardian engagement.



65.7%

College & Career: REINFORCE (65%)

The College & Career domain measures college and career readiness and post-secondary outcomes.



67.0%

Eastern University Academy Charter School*

School Code	W97	Report Type	HS
Sector	Charter	Grades in Report	9-12
Address	Closed, Closed	Enrollment	203
Phone/Fax	Closed / Closed	Admissions Category	Citywide
Website	Closed	Turnaround Model	N/A

Performance Tiers Legend

INTERVENE (0-24%)

WATCH (25-49%)

REINFORCE (50-74%)

MODEL (75-100%)

2016-2017

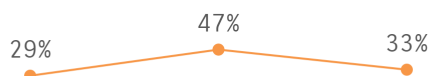
2017-2018

2018-2019

3-YEAR AVG

OVERALL: WATCH (33%)

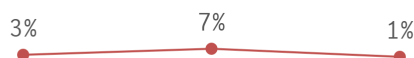
A school's overall score represents its combined performance on the Achievement, Progress, Climate, and College & Career (for high schools only) domains.



36.3%

Achievement: INTERVENE (1%)

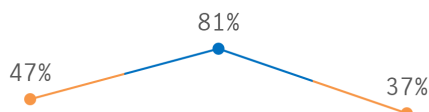
The Achievement domain measures performance on standardized assessments, including PSSA, Keystone Exams, ACCESS for ELLs, and reading assessments.



3.7%

Progress: WATCH (37%)

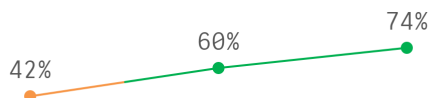
The Progress domain measures growth on standardized assessments and progress towards graduation (for high schools only).



55.0%

Climate: REINFORCE (74%)

The Climate domain measures school climate as well as student and parent/guardian engagement.



58.7%

College & Career: WATCH (34%)

The College & Career domain measures college and career readiness and post-secondary outcomes.



27.3%

Esperanza Academy Charter School

School Code W33
Sector Charter
Address 301 W. Hunting Park Ave., 19140
Phone/Fax 215-457-3667 / 215-457-4381
Website esperanzaacademy.org

Report Type HS
Grades in Report 9-12
Enrollment 761
Admissions Category Citywide
Turnaround Model N/A

Performance Tiers Legend

INTERVENE (0-24%)

WATCH (25-49%)

REINFORCE (50-74%)

MODEL (75-100%)

2016-2017

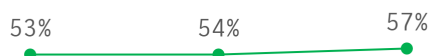
2017-2018

2018-2019

3-YEAR AVG

OVERALL: REINFORCE (57%)

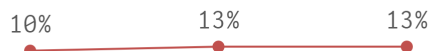
A school's overall score represents its combined performance on the Achievement, Progress, Climate, and College & Career (for high schools only) domains.



54.7%

Achievement: INTERVENE (13%)

The Achievement domain measures performance on standardized assessments, including PSSA, Keystone Exams, ACCESS for ELLs, and reading assessments.



12.0%

Progress: MODEL (92%)

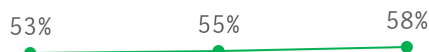
The Progress domain measures growth on standardized assessments and progress towards graduation (for high schools only).



89.0%

Climate: REINFORCE (58%)

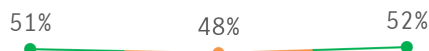
The Climate domain measures school climate as well as student and parent/guardian engagement.



55.3%

College & Career: REINFORCE (52%)

The College & Career domain measures college and career readiness and post-secondary outcomes.



50.3%

First Philadelphia Preparatory Charter School

School Code W64
Sector Charter
Address 4300 Tacony St., 19124
Phone/Fax 215-743-3100 / 215-743-9877
Website www.ap-schools.org/First-Phila-Prep

Report Type HS
Grades in Report 9-12
Enrollment 397
Admissions Category Citywide With Criteria
Turnaround Model N/A

Performance Tiers Legend

INTERVENE (0-24%)

WATCH (25-49%)

REINFORCE (50-74%)

MODEL (75-100%)

2016-2017

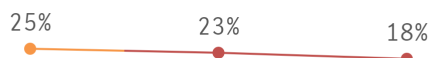
2017-2018

2018-2019

3-YEAR AVG

OVERALL: INTERVENE (18%)

A school's overall score represents its combined performance on the Achievement, Progress, Climate, and College & Career (for high schools only) domains.



22.0%

Achievement: INTERVENE (3%)

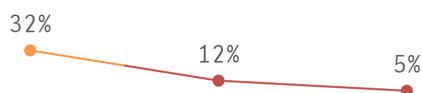
The Achievement domain measures performance on standardized assessments, including PSSA, Keystone Exams, ACCESS for ELLs, and reading assessments.



2.0%

Progress: INTERVENE (5%)

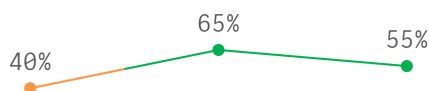
The Progress domain measures growth on standardized assessments and progress towards graduation (for high schools only).



16.3%

Climate: REINFORCE (55%)

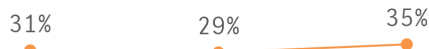
The Climate domain measures school climate as well as student and parent/guardian engagement.



53.3%

College & Career: WATCH (35%)

The College & Career domain measures college and career readiness and post-secondary outcomes.



31.7%

Frankford High School

School Code 701
Sector District
Address 5000 Oxford Ave., 19124
Phone/Fax 215-400-7200 / 215-400-7201
Website philasd.org/frankfordhs

Report Type HS
Grades in Report 9-12
Enrollment 913
Admissions Category Neighborhood
Turnaround Model N/A

Performance Tiers Legend

INTERVENE (0-24%)

WATCH (25-49%)

REINFORCE (50-74%)

MODEL (75-100%)

2016-2017

2017-2018

2018-2019

3-YEAR AVG

OVERALL: INTERVENE (11%)

A school's overall score represents its combined performance on the Achievement, Progress, Climate, and College & Career (for high schools only) domains.



11.0%

Achievement: INTERVENE (0%)

The Achievement domain measures performance on standardized assessments, including PSSA, Keystone Exams, ACCESS for ELLs, and reading assessments.



0.0%

Progress: INTERVENE (15%)

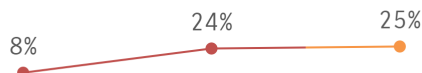
The Progress domain measures growth on standardized assessments and progress towards graduation (for high schools only).



17.0%

Climate: WATCH (25%)

The Climate domain measures school climate as well as student and parent/guardian engagement.



19.0%

College & Career: INTERVENE (4%)

The College & Career domain measures college and career readiness and post-secondary outcomes.



4.3%

2018-2019 School Progress Report

Franklin Learning Center

School Code 229
Sector District
Address 616 N. 15th St., 19130
Phone/Fax 215-400-7570 / 215-400-7571
Website philasd.org/flc

Report Type HS
Grades in Report 9-12
Enrollment 917
Admissions Category Special Admit
Turnaround Model N/A

Performance Tiers Legend

INTERVENE (0-24%)

WATCH (25-49%)

REINFORCE (50-74%)

MODEL (75-100%)

2016-2017

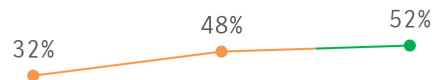
2017-2018

2018-2019

3-YEAR AVG

OVERALL: REINFORCE (52%)

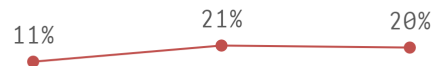
A school's overall score represents its combined performance on the Achievement, Progress, Climate, and College & Career (for high schools only) domains.



44.0%

Achievement: INTERVENE (20%)

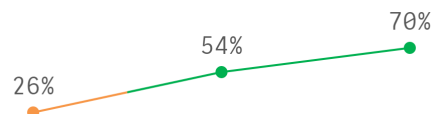
The Achievement domain measures performance on standardized assessments, including PSSA, Keystone Exams, ACCESS for ELLs, and reading assessments.



17.3%

Progress: REINFORCE (70%)

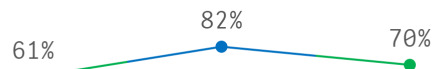
The Progress domain measures growth on standardized assessments and progress towards graduation (for high schools only).



50.0%

Climate: REINFORCE (70%)

The Climate domain measures school climate as well as student and parent/guardian engagement.



71.0%

College & Career: WATCH (48%)

The College & Career domain measures college and career readiness and post-secondary outcomes.



49.7%

Franklin Towne Charter High School

School Code W31
Sector Charter
Address 5301 Tacony St., 19137
Phone/Fax 215-289-5000 / 215-535-8910
Website hs.franklintowne.org

Report Type HS
Grades in Report 9-12
Enrollment 1221
Admissions Category Citywide With Criteria
Turnaround Model N/A

Performance Tiers Legend

INTERVENE (0-24%)

WATCH (25-49%)

REINFORCE (50-74%)

MODEL (75-100%)

2016-2017

2017-2018

2018-2019

3-YEAR AVG

OVERALL: MODEL (81%)

A school's overall score represents its combined performance on the Achievement, Progress, Climate, and College & Career (for high schools only) domains.



81.0%

Achievement: REINFORCE (64%)

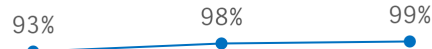
The Achievement domain measures performance on standardized assessments, including PSSA, Keystone Exams, ACCESS for ELLs, and reading assessments.



63.7%

Progress: MODEL (99%)

The Progress domain measures growth on standardized assessments and progress towards graduation (for high schools only).



96.7%

Climate: MODEL (85%)

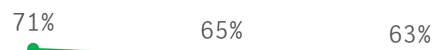
The Climate domain measures school climate as well as student and parent/guardian engagement.



88.0%

College & Career: REINFORCE (63%)

The College & Career domain measures college and career readiness and post-secondary outcomes.



66.3%

Freire Charter School

School Code W18
Sector Charter
Address 2027 Chestnut St., 19103
Phone/Fax 215-557-8555 / 215-557-9051
Website www.freirecharterschool.org

Report Type HS
Grades in Report 9-12
Enrollment 499
Admissions Category Citywide
Turnaround Model N/A

Performance Tiers Legend

INTERVENE (0-24%)

WATCH (25-49%)

REINFORCE (50-74%)

MODEL (75-100%)

2016-2017

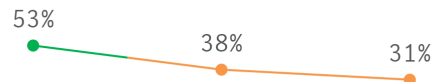
2017-2018

2018-2019

3-YEAR AVG

OVERALL: WATCH (31%)

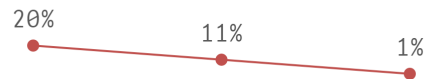
A school's overall score represents its combined performance on the Achievement, Progress, Climate, and College & Career (for high schools only) domains.



40.7%

Achievement: INTERVENE (1%)

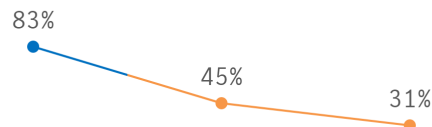
The Achievement domain measures performance on standardized assessments, including PSSA, Keystone Exams, ACCESS for ELLs, and reading assessments.



10.7%

Progress: WATCH (31%)

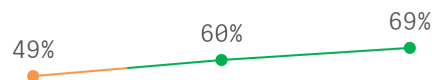
The Progress domain measures growth on standardized assessments and progress towards graduation (for high schools only).



53.0%

Climate: REINFORCE (69%)

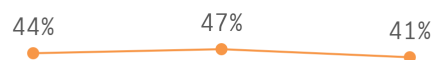
The Climate domain measures school climate as well as student and parent/guardian engagement.



59.3%

College & Career: WATCH (41%)

The College & Career domain measures college and career readiness and post-secondary outcomes.



44.0%

Furness High School

School Code 216
Sector District
Address 1900 S. 3rd St., 19148
Phone/Fax 215-400-8300 / 215-400-8301
Website philasd.org/furness

Report Type HS
Grades in Report 9-12
Enrollment 657
Admissions Category Neighborhood
Turnaround Model N/A

Performance Tiers Legend

INTERVENE (0-24%)

WATCH (25-49%)

REINFORCE (50-74%)

MODEL (75-100%)

2016-2017

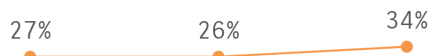
2017-2018

2018-2019

3-YEAR AVG

OVERALL: WATCH (34%)

A school's overall score represents its combined performance on the Achievement, Progress, Climate, and College & Career (for high schools only) domains.



29.0%

Achievement: INTERVENE (4%)

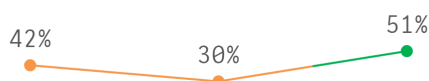
The Achievement domain measures performance on standardized assessments, including PSSA, Keystone Exams, ACCESS for ELLs, and reading assessments.



3.0%

Progress: REINFORCE (51%)

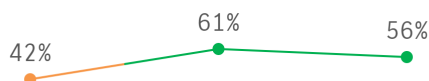
The Progress domain measures growth on standardized assessments and progress towards graduation (for high schools only).



41.0%

Climate: REINFORCE (56%)

The Climate domain measures school climate as well as student and parent/guardian engagement.



53.0%

College & Career: INTERVENE (12%)

The College & Career domain measures college and career readiness and post-secondary outcomes.



14.0%

George Washington High School

School Code 803
Sector District
Address 10175 Bustleton Ave., 19116
Phone/Fax 215-400-3100 / 215-400-3101
Website philasd.org/gwhs

Report Type HS
Grades in Report 9-12
Enrollment 1355
Admissions Category Neighborhood
Turnaround Model N/A

Performance Tiers Legend

INTERVENE (0-24%)

WATCH (25-49%)

REINFORCE (50-74%)

MODEL (75-100%)

2016-2017

2017-2018

2018-2019

3-YEAR AVG

OVERALL: INTERVENE (23%)

A school's overall score represents its combined performance on the Achievement, Progress, Climate, and College & Career (for high schools only) domains.



22.0%

Achievement: INTERVENE (8%)

The Achievement domain measures performance on standardized assessments, including PSSA, Keystone Exams, ACCESS for ELLs, and reading assessments.



7.7%

Progress: INTERVENE (19%)

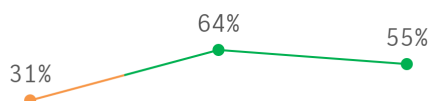
The Progress domain measures growth on standardized assessments and progress towards graduation (for high schools only).



18.7%

Climate: REINFORCE (55%)

The Climate domain measures school climate as well as student and parent/guardian engagement.



50.0%

College & Career: INTERVENE (19%)

The College & Career domain measures college and career readiness and post-secondary outcomes.



21.0%

Girard Academic Music Program

School Code 241
Sector District
Address 2136 W. Ritner St., 19145
Phone/Fax 215-400-8230 / 215-400-8231
Website philasd.org/gamp

Report Type HS
Grades in Report 9-12
Enrollment 263
Admissions Category Special Admit
Turnaround Model N/A

Performance Tiers Legend

INTERVENE (0-24%)

WATCH (25-49%)

REINFORCE (50-74%)

MODEL (75-100%)

2016-2017

2017-2018

2018-2019

3-YEAR AVG

OVERALL: REINFORCE (70%)

A school's overall score represents its combined performance on the Achievement, Progress, Climate, and College & Career (for high schools only) domains.

69% 68% 70%

69.0%

Achievement: REINFORCE (59%)

The Achievement domain measures performance on standardized assessments, including PSSA, Keystone Exams, ACCESS for ELLs, and reading assessments.

56% 62% 59%

59.0%

Progress: REINFORCE (64%)

The Progress domain measures growth on standardized assessments and progress towards graduation (for high schools only).

73% 60% 64%

65.7%

Climate: MODEL (87%)

The Climate domain measures school climate as well as student and parent/guardian engagement.

77% 82% 87%

82.0%

College & Career: MODEL (91%)

The College & Career domain measures college and career readiness and post-secondary outcomes.

77% 80% 91%

82.7%

High School for Creative and Performing Arts

School Code 202
Sector District
Address 901 S. Broad St., 19147
Phone/Fax 215-400-8140 / 215-400-8141
Website philasd.org/capa

Report Type HS
Grades in Report 9-12
Enrollment 747
Admissions Category Special Admit
Turnaround Model N/A

Performance Tiers Legend

INTERVENE (0-24%)

WATCH (25-49%)

REINFORCE (50-74%)

MODEL (75-100%)

2016-2017

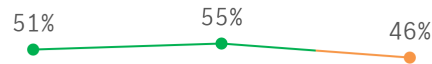
2017-2018

2018-2019

3-YEAR AVG

OVERALL: WATCH (46%)

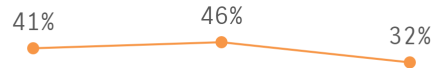
A school's overall score represents its combined performance on the Achievement, Progress, Climate, and College & Career (for high schools only) domains.



50.7%

Achievement: WATCH (32%)

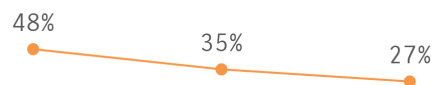
The Achievement domain measures performance on standardized assessments, including PSSA, Keystone Exams, ACCESS for ELLs, and reading assessments.



39.7%

Progress: WATCH (27%)

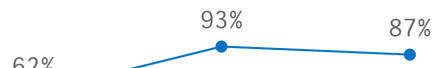
The Progress domain measures growth on standardized assessments and progress towards graduation (for high schools only).



36.7%

Climate: MODEL (87%)

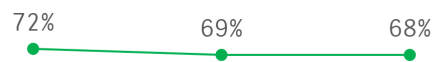
The Climate domain measures school climate as well as student and parent/guardian engagement.



80.7%

College & Career: REINFORCE (68%)

The College & Career domain measures college and career readiness and post-secondary outcomes.



69.7%

High School of Engineering and Science

School Code 403
 Sector District
 Address 1600 W. Norris St., 19121
 Phone/Fax 215-400-7380 / 215-400-7381
 Website philasd.org/hses

Report Type HS
 Grades in Report 9-12
 Enrollment 816
 Admissions Category Special Admit
 Turnaround Model N/A

Performance Tiers Legend

INTERVENE (0-24%)

WATCH (25-49%)

REINFORCE (50-74%)

MODEL (75-100%)

2016-2017

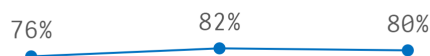
2017-2018

2018-2019

3-YEAR AVG

OVERALL: MODEL (80%)

A school's overall score represents its combined performance on the Achievement, Progress, Climate, and College & Career (for high schools only) domains.



79.3%

Achievement: MODEL (75%)

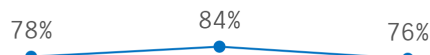
The Achievement domain measures performance on standardized assessments, including PSSA, Keystone Exams, ACCESS for ELLs, and reading assessments.



72.7%

Progress: MODEL (76%)

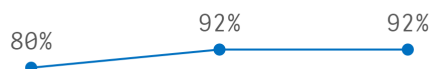
The Progress domain measures growth on standardized assessments and progress towards graduation (for high schools only).



79.3%

Climate: MODEL (92%)

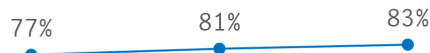
The Climate domain measures school climate as well as student and parent/guardian engagement.



88.0%

College & Career: MODEL (83%)

The College & Career domain measures college and career readiness and post-secondary outcomes.



80.3%

High School of the Future

School Code 103
 Sector District
 Address 4021 Parkside Ave., 19104
 Phone/Fax 215-400-7790 / 215-400-7791
 Website philasd.org/sof

Report Type HS
 Grades in Report 9-12
 Enrollment 552
 Admissions Category Citywide
 Turnaround Model N/A

Performance Tiers Legend

INTERVENE (0-24%)

WATCH (25-49%)

REINFORCE (50-74%)

MODEL (75-100%)

2016-2017

2017-2018

2018-2019

3-YEAR AVG

OVERALL: INTERVENE (23%)

A school's overall score represents its combined performance on the Achievement, Progress, Climate, and College & Career (for high schools only) domains.



23.7%

Achievement: INTERVENE (0%)

The Achievement domain measures performance on standardized assessments, including PSSA, Keystone Exams, ACCESS for ELLs, and reading assessments.



1.0%

Progress: INTERVENE (17%)

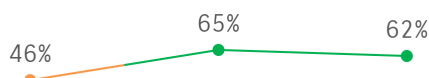
The Progress domain measures growth on standardized assessments and progress towards graduation (for high schools only).



21.0%

Climate: REINFORCE (62%)

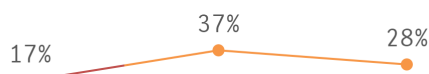
The Climate domain measures school climate as well as student and parent/guardian engagement.



57.7%

College & Career: WATCH (28%)

The College & Career domain measures college and career readiness and post-secondary outcomes.



27.3%

Hill-Freedman World Academy

School Code 646
Sector District
Address 1100 E. Mt. Pleasant Ave., 19150
Phone/Fax 215-400-3530 / 215-400-3531
Website philasd.org/hfwa

Report Type HS
Grades in Report 9-12
Enrollment 419
Admissions Category Special Admit
Turnaround Model N/A

Performance Tiers Legend

INTERVENE (0-24%)

WATCH (25-49%)

REINFORCE (50-74%)

MODEL (75-100%)

2016-2017

2017-2018

2018-2019

3-YEAR AVG

OVERALL: REINFORCE (58%)

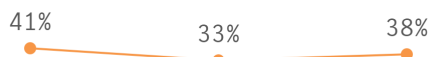
A school's overall score represents its combined performance on the Achievement, Progress, Climate, and College & Career (for high schools only) domains.



50.7%

Achievement: WATCH (38%)

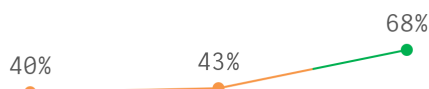
The Achievement domain measures performance on standardized assessments, including PSSA, Keystone Exams, ACCESS for ELLs, and reading assessments.



37.3%

Progress: REINFORCE (68%)

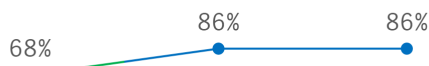
The Progress domain measures growth on standardized assessments and progress towards graduation (for high schools only).



50.3%

Climate: MODEL (86%)

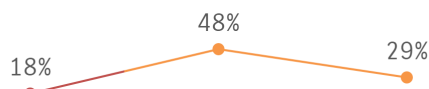
The Climate domain measures school climate as well as student and parent/guardian engagement.



80.0%

College & Career: WATCH (29%)

The College & Career domain measures college and career readiness and post-secondary outcomes.



31.7%

Imhotep Institute Charter High School

School Code W09
Sector Charter
Address 6201 N. 21st Street, 19138
Phone/Fax 215-438-4140 / 215-438-4160
Website www.imhotephighschool.com

Report Type HS
Grades in Report 9-12
Enrollment 602
Admissions Category Citywide
Turnaround Model N/A

Performance Tiers Legend

INTERVENE (0-24%)

WATCH (25-49%)

REINFORCE (50-74%)

MODEL (75-100%)

2016-2017

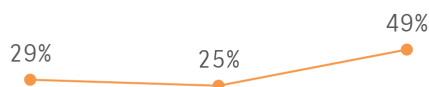
2017-2018

2018-2019

3-YEAR AVG

OVERALL: WATCH (49%)

A school's overall score represents its combined performance on the Achievement, Progress, Climate, and College & Career (for high schools only) domains.



34.3%

Achievement: INTERVENE (2%)

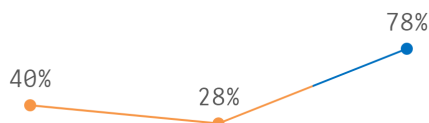
The Achievement domain measures performance on standardized assessments, including PSSA, Keystone Exams, ACCESS for ELLs, and reading assessments.



0.7%

Progress: MODEL (78%)

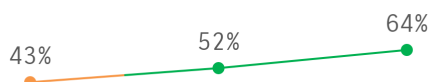
The Progress domain measures growth on standardized assessments and progress towards graduation (for high schools only).



48.7%

Climate: REINFORCE (64%)

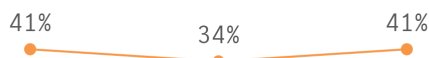
The Climate domain measures school climate as well as student and parent/guardian engagement.



53.0%

College & Career: WATCH (41%)

The College & Career domain measures college and career readiness and post-secondary outcomes.



38.7%

2018-2019 School Progress Report

John Bartram High School

School Code 101
Sector District
Address 2401 S. 67th St., 19142
Phone/Fax 215-400-8100 / 215-400-8101
Website philasd.org/bartram

Report Type HS
Grades in Report 9-12
Enrollment 534
Admissions Category Neighborhood
Turnaround Model N/A

Performance Tiers Legend

INTERVENE (0-24%)

WATCH (25-49%)

REINFORCE (50-74%)

MODEL (75-100%)

2016-2017

2017-2018

2018-2019

3-YEAR AVG

OVERALL: INTERVENE (19%)

A school's overall score represents its combined performance on the Achievement, Progress, Climate, and College & Career (for high schools only) domains.



15.3%

Achievement: INTERVENE (0%)

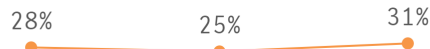
The Achievement domain measures performance on standardized assessments, including PSSA, Keystone Exams, ACCESS for ELLs, and reading assessments.



0.0%

Progress: WATCH (31%)

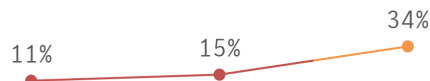
The Progress domain measures growth on standardized assessments and progress towards graduation (for high schools only).



28.0%

Climate: WATCH (34%)

The Climate domain measures school climate as well as student and parent/guardian engagement.



20.0%

College & Career: INTERVENE (5%)

The College & Career domain measures college and career readiness and post-secondary outcomes.



5.3%

Jules E. Mastbaum Area Vocational Technical High School

School Code	506	Report Type	HS
Sector	District	Grades in Report	9-12
Address	3116 Frankford Ave., 19134	Enrollment	765
Phone/Fax	215-400-7220 / 215-400-7221	Admissions Category	Citywide
Website	philasd.org/mastbaum	Turnaround Model	N/A

Performance Tiers Legend

INTERVENE (0-24%)

WATCH (25-49%)

REINFORCE (50-74%)

MODEL (75-100%)

2016-2017

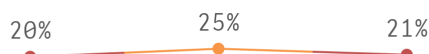
2017-2018

2018-2019

3-YEAR AVG

OVERALL: INTERVENE (21%)

A school's overall score represents its combined performance on the Achievement, Progress, Climate, and College & Career (for high schools only) domains.



22.0%

Achievement: INTERVENE (0%)

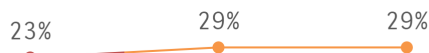
The Achievement domain measures performance on standardized assessments, including PSSA, Keystone Exams, ACCESS for ELLs, and reading assessments.



2.7%

Progress: WATCH (29%)

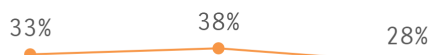
The Progress domain measures growth on standardized assessments and progress towards graduation (for high schools only).



27.0%

Climate: WATCH (28%)

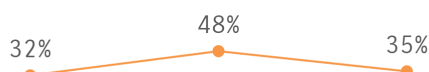
The Climate domain measures school climate as well as student and parent/guardian engagement.



33.0%

College & Career: WATCH (35%)

The College & Career domain measures college and career readiness and post-secondary outcomes.



38.3%

2018-2019 School Progress Report

Julia R. Masterman School

School Code 214
Sector District
Address 1699 Spring Garden St., 19130
Phone/Fax 215-400-7580 / 215-400-7581
Website philasd.org/masterman

Report Type HS
Grades in Report 9-12
Enrollment 463
Admissions Category Special Admit
Turnaround Model N/A

Performance Tiers Legend

INTERVENE (0-24%)

WATCH (25-49%)

REINFORCE (50-74%)

MODEL (75-100%)

2016-2017

2017-2018

2018-2019

3-YEAR AVG

OVERALL: MODEL (78%)

A school's overall score represents its combined performance on the Achievement, Progress, Climate, and College & Career (for high schools only) domains.



76.7%

Achievement: MODEL (100%)

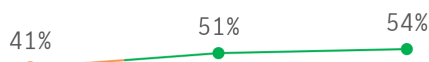
The Achievement domain measures performance on standardized assessments, including PSSA, Keystone Exams, ACCESS for ELLs, and reading assessments.



100.0%

Progress: REINFORCE (54%)

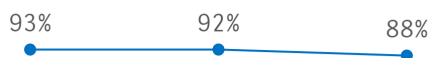
The Progress domain measures growth on standardized assessments and progress towards graduation (for high schools only).



48.7%

Climate: MODEL (88%)

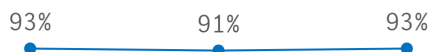
The Climate domain measures school climate as well as student and parent/guardian engagement.



91.0%

College & Career: MODEL (93%)

The College & Career domain measures college and career readiness and post-secondary outcomes.



92.3%

2018-2019 School Progress Report

KIPP DuBois Charter School

School Code W53
Sector Charter
Address 5070 Parkside Ave., 19131
Phone/Fax 215-307-3465 / 215-307-3271
Website kippphiladelphia.org/our-schools/kipp-dubois-collegiate-academy

Report Type HS
Grades in Report 9-12
Enrollment 525
Admissions Category Citywide With Criteria
Turnaround Model N/A

Performance Tiers Legend

INTERVENE (0-24%)

WATCH (25-49%)

REINFORCE (50-74%)

MODEL (75-100%)

2016-2017

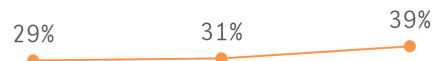
2017-2018

2018-2019

3-YEAR AVG

OVERALL: WATCH (39%)

A school's overall score represents its combined performance on the Achievement, Progress, Climate, and College & Career (for high schools only) domains.



33.0%

Achievement: INTERVENE (5%)

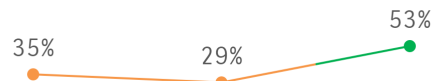
The Achievement domain measures performance on standardized assessments, including PSSA, Keystone Exams, ACCESS for ELLs, and reading assessments.



4.0%

Progress: REINFORCE (53%)

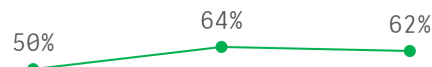
The Progress domain measures growth on standardized assessments and progress towards graduation (for high schools only).



39.0%

Climate: REINFORCE (62%)

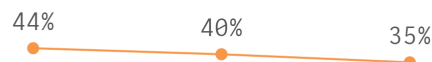
The Climate domain measures school climate as well as student and parent/guardian engagement.



58.7%

College & Career: WATCH (35%)

The College & Career domain measures college and career readiness and post-secondary outcomes.



39.7%

Kensington Health Sciences Academy

School Code 555
Sector District
Address 2463 Emerald St., 19125
Phone/Fax 215-400-3600 / 215-400-3601
Website philasd.org/khsa

Report Type HS
Grades in Report 9-12
Enrollment 458
Admissions Category Neighborhood
Turnaround Model N/A

Performance Tiers Legend

INTERVENE (0-24%)

WATCH (25-49%)

REINFORCE (50-74%)

MODEL (75-100%)

2016-2017

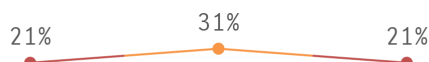
2017-2018

2018-2019

3-YEAR AVG

OVERALL: INTERVENE (21%)

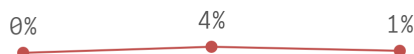
A school's overall score represents its combined performance on the Achievement, Progress, Climate, and College & Career (for high schools only) domains.



24.3%

Achievement: INTERVENE (1%)

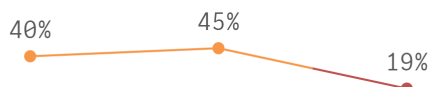
The Achievement domain measures performance on standardized assessments, including PSSA, Keystone Exams, ACCESS for ELLs, and reading assessments.



1.7%

Progress: INTERVENE (19%)

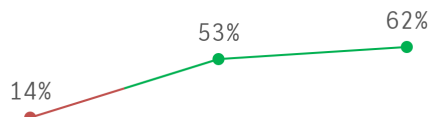
The Progress domain measures growth on standardized assessments and progress towards graduation (for high schools only).



34.7%

Climate: REINFORCE (62%)

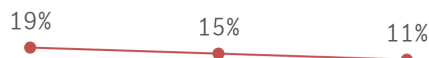
The Climate domain measures school climate as well as student and parent/guardian engagement.



43.0%

College & Career: INTERVENE (11%)

The College & Career domain measures college and career readiness and post-secondary outcomes.



15.0%

2018-2019 School Progress Report

Kensington High School

School Code 570
Sector District
Address 2501 Coral St., 19125
Phone/Fax 215-400-7700 / 215-400-7701
Website philasd.org/kensingtonhs

Report Type HS
Grades in Report 9-12
Enrollment 547
Admissions Category Neighborhood
Turnaround Model N/A

Performance Tiers Legend

INTERVENE (0-24%)

WATCH (25-49%)

REINFORCE (50-74%)

MODEL (75-100%)

2016-2017

2017-2018

2018-2019

3-YEAR AVG

OVERALL: INTERVENE (15%)

A school's overall score represents its combined performance on the Achievement, Progress, Climate, and College & Career (for high schools only) domains.



12.0%

Achievement: INTERVENE (0%)

The Achievement domain measures performance on standardized assessments, including PSSA, Keystone Exams, ACCESS for ELLs, and reading assessments.



0.0%

Progress: INTERVENE (13%)

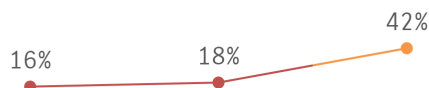
The Progress domain measures growth on standardized assessments and progress towards graduation (for high schools only).



15.0%

Climate: WATCH (42%)

The Climate domain measures school climate as well as student and parent/guardian engagement.



25.3%

College & Career: INTERVENE (10%)

The College & Career domain measures college and career readiness and post-secondary outcomes.



7.0%

Kensington High School for Creative and Performing Arts

School Code	552	Report Type	HS
Sector	District	Grades in Report	9-12
Address	1901 N. Front St., 19122	Enrollment	515
Phone/Fax	215-400-7400 / 215-400-7401	Admissions Category	Neighborhood
Website	philasd.org/kcapa	Turnaround Model	N/A

Performance Tiers Legend

INTERVENE (0-24%)

WATCH (25-49%)

REINFORCE (50-74%)

MODEL (75-100%)

2016-2017

2017-2018

2018-2019

3-YEAR AVG

OVERALL: INTERVENE (18%)

A school's overall score represents its combined performance on the Achievement, Progress, Climate, and College & Career (for high schools only) domains.



18.0%

Achievement: INTERVENE (0%)

The Achievement domain measures performance on standardized assessments, including PSSA, Keystone Exams, ACCESS for ELLs, and reading assessments.



0.7%

Progress: INTERVENE (21%)

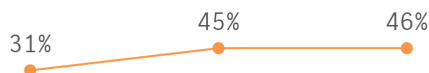
The Progress domain measures growth on standardized assessments and progress towards graduation (for high schools only).



20.7%

Climate: WATCH (46%)

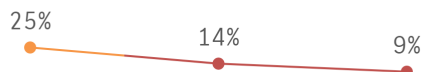
The Climate domain measures school climate as well as student and parent/guardian engagement.



40.7%

College & Career: INTERVENE (9%)

The College & Career domain measures college and career readiness and post-secondary outcomes.



16.0%

Lankenau High School

School Code 654
 Sector District
 Address 201 Spring Lane, 19128
 Phone/Fax 215-400-3420 / 215-400-3421
 Website philasd.org/lankenau

Report Type HS
 Grades in Report 9-12
 Enrollment 354
 Admissions Category Special Admit
 Turnaround Model N/A

Performance Tiers Legend

INTERVENE (0-24%)

WATCH (25-49%)

REINFORCE (50-74%)

MODEL (75-100%)

2016-2017

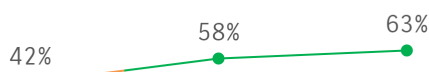
2017-2018

2018-2019

3-YEAR AVG

OVERALL: REINFORCE (63%)

A school's overall score represents its combined performance on the Achievement, Progress, Climate, and College & Career (for high schools only) domains.



54.3%

Achievement: INTERVENE (16%)

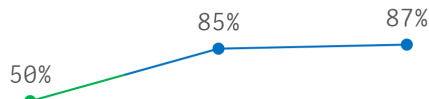
The Achievement domain measures performance on standardized assessments, including PSSA, Keystone Exams, ACCESS for ELLs, and reading assessments.



11.0%

Progress: MODEL (87%)

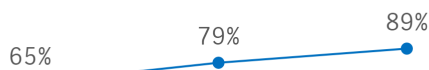
The Progress domain measures growth on standardized assessments and progress towards graduation (for high schools only).



74.0%

Climate: MODEL (89%)

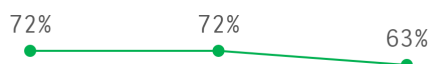
The Climate domain measures school climate as well as student and parent/guardian engagement.



77.7%

College & Career: REINFORCE (63%)

The College & Career domain measures college and career readiness and post-secondary outcomes.



69.0%

Mariana Bracetti Academy Charter School

School Code W32
 Sector Charter
 Address 1840 Torresdale Ave., 19124
 Phone/Fax 215-291-4436 / 215-291-4985
 Website www.mbacs.org

Report Type HS
 Grades in Report 9-12
 Enrollment 487
 Admissions Category Citywide
 Turnaround Model N/A

Performance Tiers Legend

INTERVENE (0-24%)

WATCH (25-49%)

REINFORCE (50-74%)

MODEL (75-100%)

2016-2017

2017-2018

2018-2019

3-YEAR AVG

OVERALL: REINFORCE (58%)

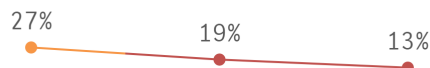
A school's overall score represents its combined performance on the Achievement, Progress, Climate, and College & Career (for high schools only) domains.



59.0%

Achievement: INTERVENE (13%)

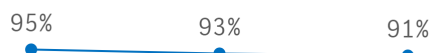
The Achievement domain measures performance on standardized assessments, including PSSA, Keystone Exams, ACCESS for ELLs, and reading assessments.



19.7%

Progress: MODEL (91%)

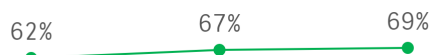
The Progress domain measures growth on standardized assessments and progress towards graduation (for high schools only).



93.0%

Climate: REINFORCE (69%)

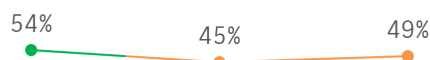
The Climate domain measures school climate as well as student and parent/guardian engagement.



66.0%

College & Career: WATCH (49%)

The College & Career domain measures college and career readiness and post-secondary outcomes.



49.3%

Maritime Academy Charter School (MACHS)

School Code W66
Sector Charter
Address 2275 Bridge St., 19137
Phone/Fax 215-535-4555 / 215-535-4398
Website www.maritimecharter.org

Report Type HS
Grades in Report 9-12
Enrollment 252
Admissions Category Citywide
Turnaround Model N/A

Performance Tiers Legend

INTERVENE (0-24%)

WATCH (25-49%)

REINFORCE (50-74%)

MODEL (75-100%)

2016-2017

2017-2018

2018-2019

3-YEAR AVG

OVERALL: WATCH (41%)

A school's overall score represents its combined performance on the Achievement, Progress, Climate, and College & Career (for high schools only) domains.

37% 37% 41%

38.3%

Achievement: INTERVENE (7%)

The Achievement domain measures performance on standardized assessments, including PSSA, Keystone Exams, ACCESS for ELLs, and reading assessments.

15% 16% 7%

12.7%

Progress: REINFORCE (50%)

The Progress domain measures growth on standardized assessments and progress towards graduation (for high schools only).

42% 31% 50%

41.0%

Climate: REINFORCE (72%)

The Climate domain measures school climate as well as student and parent/guardian engagement.

65% 74% 72%

70.3%

College & Career: REINFORCE (51%)

The College & Career domain measures college and career readiness and post-secondary outcomes.

27% 43% 51%

40.3%

Martin Luther King High School

School Code 606
Sector District
Address 6100 Stenton Ave., 19138
Phone/Fax 215-400-3500 / 215-400-3501
Website philasd.org/mlkhs

Report Type HS
Grades in Report 9-12
Enrollment 537
Admissions Category Neighborhood
Turnaround Model Acceleration

Performance Tiers Legend

INTERVENE (0-24%)

WATCH (25-49%)

REINFORCE (50-74%)

MODEL (75-100%)

2016-2017

2017-2018

2018-2019

3-YEAR AVG

OVERALL: INTERVENE (8%)

A school's overall score represents its combined performance on the Achievement, Progress, Climate, and College & Career (for high schools only) domains.



8.7%

Achievement: INTERVENE (0%)

The Achievement domain measures performance on standardized assessments, including PSSA, Keystone Exams, ACCESS for ELLs, and reading assessments.



0.0%

Progress: INTERVENE (10%)

The Progress domain measures growth on standardized assessments and progress towards graduation (for high schools only).



15.0%

Climate: INTERVENE (15%)

The Climate domain measures school climate as well as student and parent/guardian engagement.



10.7%

College & Career: INTERVENE (6%)

The College & Career domain measures college and career readiness and post-secondary outcomes.



4.0%

Mastery Charter School at Gratz

School Code X16
Sector Charter
Address 1798 W. Hunting Park Ave., 19140
Phone/Fax 215-227-4408 / 215-227-3694
Website www.masterycharter.org/gratzprep

Report Type HS
Grades in Report 9-12
Enrollment 1131
Admissions Category Neighborhood
Turnaround Model Renaissance Charter

Performance Tiers Legend

INTERVENE (0-24%)

WATCH (25-49%)

REINFORCE (50-74%)

MODEL (75-100%)

2016-2017

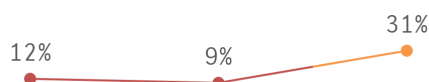
2017-2018

2018-2019

3-YEAR AVG

OVERALL: WATCH (31%)

A school's overall score represents its combined performance on the Achievement, Progress, Climate, and College & Career (for high schools only) domains.



17.3%

Achievement: INTERVENE (2%)

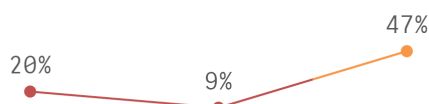
The Achievement domain measures performance on standardized assessments, including PSSA, Keystone Exams, ACCESS for ELLs, and reading assessments.



1.0%

Progress: WATCH (47%)

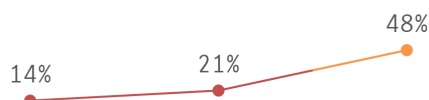
The Progress domain measures growth on standardized assessments and progress towards graduation (for high schools only).



25.3%

Climate: WATCH (48%)

The Climate domain measures school climate as well as student and parent/guardian engagement.



27.7%

College & Career: INTERVENE (15%)

The College & Career domain measures college and career readiness and post-secondary outcomes.



14.0%

Mastery Charter School at Hardy Williams

School Code W23
Sector Charter
Address 5400 Warrington Ave., 19143
Phone/Fax 215-724-2343 / 215-729-1356
Website www.masterycharter.org/hardyhigh

Report Type HS
Grades in Report 9-12
Enrollment 421
Admissions Category Citywide With Criteria
Turnaround Model N/A

Performance Tiers Legend

INTERVENE (0-24%)

WATCH (25-49%)

REINFORCE (50-74%)

MODEL (75-100%)

2016-2017

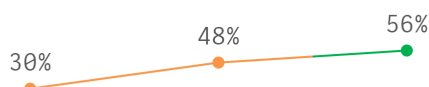
2017-2018

2018-2019

3-YEAR AVG

OVERALL: REINFORCE (56%)

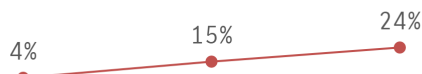
A school's overall score represents its combined performance on the Achievement, Progress, Climate, and College & Career (for high schools only) domains.



44.7%

Achievement: INTERVENE (24%)

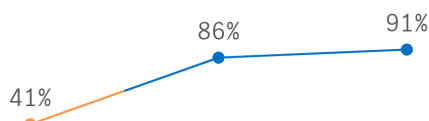
The Achievement domain measures performance on standardized assessments, including PSSA, Keystone Exams, ACCESS for ELLs, and reading assessments.



14.3%

Progress: MODEL (91%)

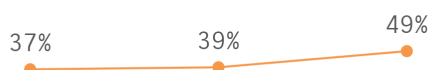
The Progress domain measures growth on standardized assessments and progress towards graduation (for high schools only).



72.7%

Climate: WATCH (49%)

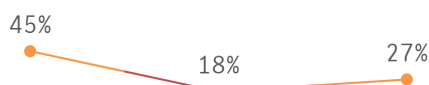
The Climate domain measures school climate as well as student and parent/guardian engagement.



41.7%

College & Career: WATCH (27%)

The College & Career domain measures college and career readiness and post-secondary outcomes.



30.0%

Mastery Charter School at Lenfest

School Code W61
Sector Charter
Address 35 S. 4th St., 19106
Phone/Fax 215-922-1902 / 215-922-1903
Website www.masterycharter.org/lenfest

Report Type HS
Grades in Report 9-12
Enrollment 376
Admissions Category Citywide With Criteria
Turnaround Model N/A

Performance Tiers Legend

INTERVENE (0-24%)

WATCH (25-49%)

REINFORCE (50-74%)

MODEL (75-100%)

2016-2017

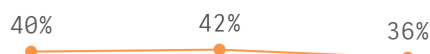
2017-2018

2018-2019

3-YEAR AVG

OVERALL: WATCH (36%)

A school's overall score represents its combined performance on the Achievement, Progress, Climate, and College & Career (for high schools only) domains.



39.3%

Achievement: INTERVENE (5%)

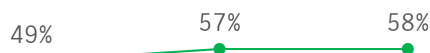
The Achievement domain measures performance on standardized assessments, including PSSA, Keystone Exams, ACCESS for ELLs, and reading assessments.



12.7%

Progress: REINFORCE (58%)

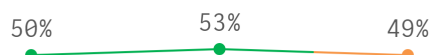
The Progress domain measures growth on standardized assessments and progress towards graduation (for high schools only).



54.7%

Climate: WATCH (49%)

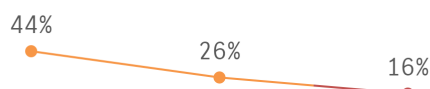
The Climate domain measures school climate as well as student and parent/guardian engagement.



50.7%

College & Career: INTERVENE (16%)

The College & Career domain measures college and career readiness and post-secondary outcomes.



28.7%

Mastery Charter School at Pickett

School Code	W93
Sector	Charter
Address	5700 Wayne Ave., 19144
Phone/Fax	215-866-9000 / 215-866-9001
Website	www.masterycharter.org/schools/pickett-campus

Report Type	HS
Grades in Report	9-12
Enrollment	450
Admissions Category	Citywide With Criteria
Turnaround Model	N/A

Performance Tiers Legend

INTERVENE (0-24%)

WATCH (25-49%)

REINFORCE (50-74%)

MODEL (75-100%)

2016-2017

2017-2018

2018-2019

3-YEAR AVG

OVERALL: WATCH (40%)

A school's overall score represents its combined performance on the Achievement, Progress, Climate, and College & Career (for high schools only) domains.

39% 36% 40%

38.3%

Achievement: INTERVENE (9%)

The Achievement domain measures performance on standardized assessments, including PSSA, Keystone Exams, ACCESS for ELLs, and reading assessments.

7% 8% 9%

8.0%

Progress: REINFORCE (61%)

The Progress domain measures growth on standardized assessments and progress towards graduation (for high schools only).

65% 56% 61%

60.7%

Climate: WATCH (46%)

The Climate domain measures school climate as well as student and parent/guardian engagement.

33% 40% 46%

39.7%

College & Career: WATCH (41%)

The College & Career domain measures college and career readiness and post-secondary outcomes.

45% 32% 41%

39.3%

Mastery Charter School at Shoemaker

School Code W83
Sector Charter
Address 5301 Media St., 19131
Phone/Fax 267-296-7111 / 267-296-7112
Website www.masterycharter.org/shoemaker

Report Type HS
Grades in Report 9-12
Enrollment 514
Admissions Category Citywide With Criteria
Turnaround Model N/A

Performance Tiers Legend

INTERVENE (0-24%)

WATCH (25-49%)

REINFORCE (50-74%)

MODEL (75-100%)

2016-2017

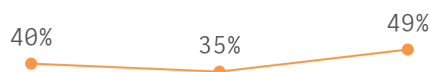
2017-2018

2018-2019

3-YEAR AVG

OVERALL: WATCH (49%)

A school's overall score represents its combined performance on the Achievement, Progress, Climate, and College & Career (for high schools only) domains.



41.3%

Achievement: INTERVENE (12%)

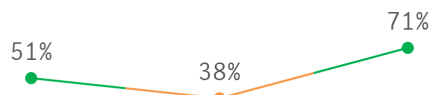
The Achievement domain measures performance on standardized assessments, including PSSA, Keystone Exams, ACCESS for ELLs, and reading assessments.



8.3%

Progress: REINFORCE (71%)

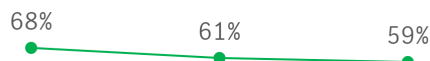
The Progress domain measures growth on standardized assessments and progress towards graduation (for high schools only).



53.3%

Climate: REINFORCE (59%)

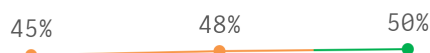
The Climate domain measures school climate as well as student and parent/guardian engagement.



62.7%

College & Career: REINFORCE (50%)

The College & Career domain measures college and career readiness and post-secondary outcomes.



47.7%

Mastery Charter School at Thomas Campus

School Code	W85	Report Type	HS
Sector	Charter	Grades in Report	9-12
Address	927 Johnston St., 19148	Enrollment	446
Phone/Fax	267-236-0036 / 267-236-0030	Admissions Category	Citywide With Criteria
Website	www.masterycharter.org/thomaselementary	Turnaround Model	N/A

Performance Tiers Legend

INTERVENE (0-24%)

WATCH (25-49%)

REINFORCE (50-74%)

MODEL (75-100%)

2016-2017

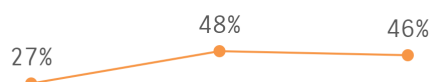
2017-2018

2018-2019

3-YEAR AVG

OVERALL: WATCH (46%)

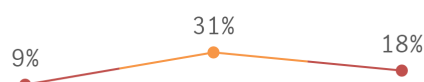
A school's overall score represents its combined performance on the Achievement, Progress, Climate, and College & Career (for high schools only) domains.



40.3%

Achievement: INTERVENE (18%)

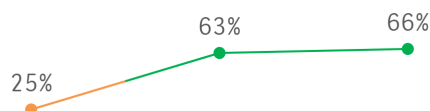
The Achievement domain measures performance on standardized assessments, including PSSA, Keystone Exams, ACCESS for ELLs, and reading assessments.



19.3%

Progress: REINFORCE (66%)

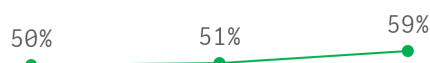
The Progress domain measures growth on standardized assessments and progress towards graduation (for high schools only).



51.3%

Climate: REINFORCE (59%)

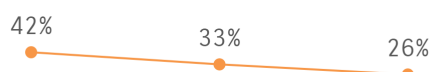
The Climate domain measures school climate as well as student and parent/guardian engagement.



53.3%

College & Career: WATCH (26%)

The College & Career domain measures college and career readiness and post-secondary outcomes.



33.7%

Math, Civics and Sciences Charter School

School Code	W21	Report Type	HS
Sector	Charter	Grades in Report	9-12
Address	447 N. Broad St., 19123	Enrollment	324
Phone/Fax	215-923-4880 / N/A	Admissions Category	Citywide
Website	www.mcscs.org	Turnaround Model	N/A

Performance Tiers Legend

INTERVENE (0-24%)

WATCH (25-49%)

REINFORCE (50-74%)

MODEL (75-100%)

2016-2017

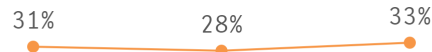
2017-2018

2018-2019

3-YEAR AVG

OVERALL: WATCH (33%)

A school's overall score represents its combined performance on the Achievement, Progress, Climate, and College & Career (for high schools only) domains.



30.7%

Achievement: INTERVENE (0%)

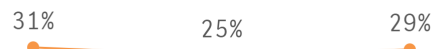
The Achievement domain measures performance on standardized assessments, including PSSA, Keystone Exams, ACCESS for ELLs, and reading assessments.



0.0%

Progress: WATCH (29%)

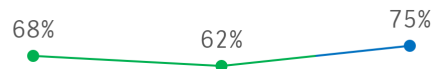
The Progress domain measures growth on standardized assessments and progress towards graduation (for high schools only).



28.3%

Climate: MODEL (75%)

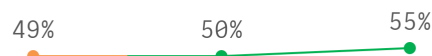
The Climate domain measures school climate as well as student and parent/guardian engagement.



68.3%

College & Career: REINFORCE (55%)

The College & Career domain measures college and career readiness and post-secondary outcomes.



51.3%

2018-2019 School Progress Report

Mathematics, Science, and Technology Community Charter School (MaST)

School Code W28
Sector Charter
Address 1800 E. Byberry Rd., 19116
Phone/Fax 267-348-1100 / N/A
Website www.mastccs.org

Report Type HS
Grades in Report 9-12
Enrollment 453
Admissions Category Citywide
Turnaround Model N/A

Performance Tiers Legend

INTERVENE (0-24%)

WATCH (25-49%)

REINFORCE (50-74%)

MODEL (75-100%)

2016-2017

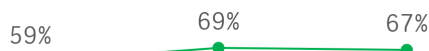
2017-2018

2018-2019

3-YEAR AVG

OVERALL: REINFORCE (67%)

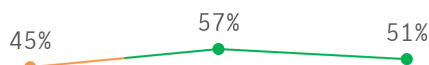
A school's overall score represents its combined performance on the Achievement, Progress, Climate, and College & Career (for high schools only) domains.



65.0%

Achievement: REINFORCE (51%)

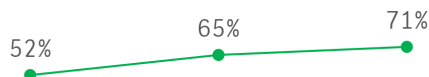
The Achievement domain measures performance on standardized assessments, including PSSA, Keystone Exams, ACCESS for ELLs, and reading assessments.



51.0%

Progress: REINFORCE (71%)

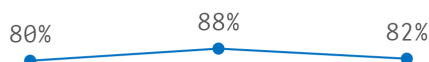
The Progress domain measures growth on standardized assessments and progress towards graduation (for high schools only).



62.7%

Climate: MODEL (82%)

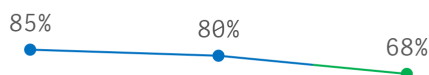
The Climate domain measures school climate as well as student and parent/guardian engagement.



83.3%

College & Career: REINFORCE (68%)

The College & Career domain measures college and career readiness and post-secondary outcomes.



77.7%

Motivation High School

School Code 119
Sector District
Address 5900 Baltimore Ave., 19143
Phone/Fax 215-400-7930 / 215-400-7931
Website philasd.org/motivationhs

Report Type HS
Grades in Report 9-12
Enrollment 401
Admissions Category Special Admit
Turnaround Model N/A

Performance Tiers Legend

INTERVENE (0-24%)

WATCH (25-49%)

REINFORCE (50-74%)

MODEL (75-100%)

2016-2017

2017-2018

2018-2019

3-YEAR AVG

OVERALL: WATCH (38%)

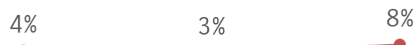
A school's overall score represents its combined performance on the Achievement, Progress, Climate, and College & Career (for high schools only) domains.



32.0%

Achievement: INTERVENE (8%)

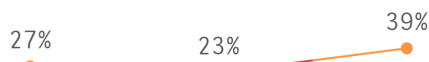
The Achievement domain measures performance on standardized assessments, including PSSA, Keystone Exams, ACCESS for ELLs, and reading assessments.



5.0%

Progress: WATCH (39%)

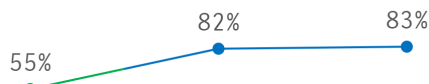
The Progress domain measures growth on standardized assessments and progress towards graduation (for high schools only).



29.7%

Climate: MODEL (83%)

The Climate domain measures school climate as well as student and parent/guardian engagement.



73.3%

College & Career: WATCH (31%)

The College & Career domain measures college and career readiness and post-secondary outcomes.



36.0%

Multicultural Academy Charter School

School Code W12
Sector Charter
Address 3821 N. Broad St., 19140
Phone/Fax 215-227-0513 / 215-227-0415
Website www.macs.k12.pa.us

Report Type HS
Grades in Report 9-12
Enrollment 272
Admissions Category Citywide
Turnaround Model N/A

Performance Tiers Legend

INTERVENE (0-24%)

WATCH (25-49%)

REINFORCE (50-74%)

MODEL (75-100%)

2016-2017

2017-2018

2018-2019

3-YEAR AVG

OVERALL: REINFORCE (58%)

A school's overall score represents its combined performance on the Achievement, Progress, Climate, and College & Career (for high schools only) domains.



58.3%

Achievement: INTERVENE (9%)

The Achievement domain measures performance on standardized assessments, including PSSA, Keystone Exams, ACCESS for ELLs, and reading assessments.



9.0%

Progress: MODEL (91%)

The Progress domain measures growth on standardized assessments and progress towards graduation (for high schools only).



88.7%

Climate: REINFORCE (72%)

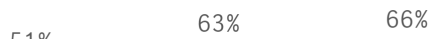
The Climate domain measures school climate as well as student and parent/guardian engagement.



77.0%

College & Career: REINFORCE (66%)

The College & Career domain measures college and career readiness and post-secondary outcomes.



60.0%

Murrell Dobbins Career and Technical High School

School Code 406
 Sector District
 Address 2150 W. Lehigh Ave., 19132
 Phone/Fax 215-400-7050 / 215-400-7051
 Website philasd.org/dobbins

Report Type HS
 Grades in Report 9-12
 Enrollment 714
 Admissions Category Citywide
 Turnaround Model N/A

Performance Tiers Legend

INTERVENE (0-24%)

WATCH (25-49%)

REINFORCE (50-74%)

MODEL (75-100%)

2016-2017

2017-2018

2018-2019

3-YEAR AVG

OVERALL: INTERVENE (23%)

A school's overall score represents its combined performance on the Achievement, Progress, Climate, and College & Career (for high schools only) domains.



21.0%

Achievement: INTERVENE (0%)

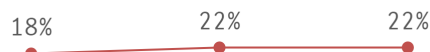
The Achievement domain measures performance on standardized assessments, including PSSA, Keystone Exams, ACCESS for ELLs, and reading assessments.



0.0%

Progress: INTERVENE (22%)

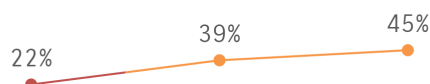
The Progress domain measures growth on standardized assessments and progress towards graduation (for high schools only).



20.7%

Climate: WATCH (45%)

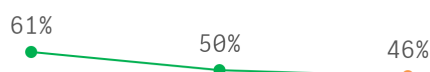
The Climate domain measures school climate as well as student and parent/guardian engagement.



35.3%

College & Career: WATCH (46%)

The College & Career domain measures college and career readiness and post-secondary outcomes.



52.3%

New Foundations Charter School

School Code	W34	Report Type	HS
Sector	Charter	Grades in Report	9-12
Address	8001 Torresdale Ave., 19136	Enrollment	766
Phone/Fax	215-624-8100 / 215-624-0600	Admissions Category	Citywide With Criteria
Website	www.nfcsonline.org	Turnaround Model	N/A

Performance Tiers Legend

INTERVENE (0-24%)

WATCH (25-49%)

REINFORCE (50-74%)

MODEL (75-100%)

2016-2017

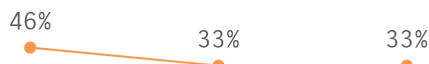
2017-2018

2018-2019

3-YEAR AVG

OVERALL: WATCH (33%)

A school's overall score represents its combined performance on the Achievement, Progress, Climate, and College & Career (for high schools only) domains.



37.3%

Achievement: INTERVENE (13%)

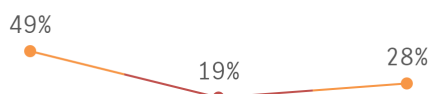
The Achievement domain measures performance on standardized assessments, including PSSA, Keystone Exams, ACCESS for ELLs, and reading assessments.



16.0%

Progress: WATCH (28%)

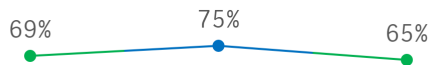
The Progress domain measures growth on standardized assessments and progress towards graduation (for high schools only).



32.0%

Climate: REINFORCE (65%)

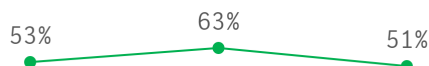
The Climate domain measures school climate as well as student and parent/guardian engagement.



69.7%

College & Career: REINFORCE (51%)

The College & Career domain measures college and career readiness and post-secondary outcomes.



55.7%

Northeast High School

School Code 802
Sector District
Address 1601 Cottman Ave., 19111
Phone/Fax 215-400-3200 / 215-400-3201
Website philasd.org/nehs

Report Type HS
Grades in Report 9-12
Enrollment 3466
Admissions Category Neighborhood
Turnaround Model N/A

Performance Tiers Legend

INTERVENE (0-24%)

WATCH (25-49%)

REINFORCE (50-74%)

MODEL (75-100%)

2016-2017

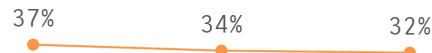
2017-2018

2018-2019

3-YEAR AVG

OVERALL: WATCH (32%)

A school's overall score represents its combined performance on the Achievement, Progress, Climate, and College & Career (for high schools only) domains.



34.3%

Achievement: INTERVENE (16%)

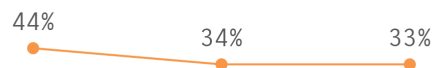
The Achievement domain measures performance on standardized assessments, including PSSA, Keystone Exams, ACCESS for ELLs, and reading assessments.



18.3%

Progress: WATCH (33%)

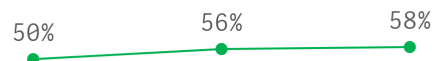
The Progress domain measures growth on standardized assessments and progress towards graduation (for high schools only).



37.0%

Climate: REINFORCE (58%)

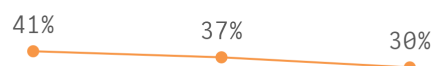
The Climate domain measures school climate as well as student and parent/guardian engagement.



54.7%

College & Career: WATCH (30%)

The College & Career domain measures college and career readiness and post-secondary outcomes.



36.0%

Overbrook High School

School Code 402
Sector District
Address 5898 Lancaster Ave., 19131
Phone/Fax 215-400-7300 / 215-400-7301
Website philasd.org/overbrookhs

Report Type HS
Grades in Report 9-12
Enrollment 485
Admissions Category Neighborhood
Turnaround Model N/A

Performance Tiers Legend

INTERVENE (0-24%)

WATCH (25-49%)

REINFORCE (50-74%)

MODEL (75-100%)

2016-2017

2017-2018

2018-2019

3-YEAR AVG

OVERALL: INTERVENE (8%)

A school's overall score represents its combined performance on the Achievement, Progress, Climate, and College & Career (for high schools only) domains.



6.3%

Achievement: INTERVENE (0%)

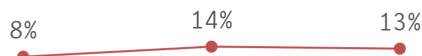
The Achievement domain measures performance on standardized assessments, including PSSA, Keystone Exams, ACCESS for ELLs, and reading assessments.



0.3%

Progress: INTERVENE (13%)

The Progress domain measures growth on standardized assessments and progress towards graduation (for high schools only).



11.7%

Climate: INTERVENE (11%)

The Climate domain measures school climate as well as student and parent/guardian engagement.



5.7%

College & Career: INTERVENE (7%)

The College & Career domain measures college and career readiness and post-secondary outcomes.



5.0%

Parkway Center City Middle College High School

School Code 508
Sector District
Address 540 N. 13th St., 19123
Phone/Fax 215-400-7620 / 215-400-7621
Website philasd.org/parkwaycc

Report Type HS
Grades in Report 9-12
Enrollment 498
Admissions Category Special Admit
Turnaround Model School Redesign Initiative

Performance Tiers Legend

INTERVENE (0-24%)

WATCH (25-49%)

REINFORCE (50-74%)

MODEL (75-100%)

2016-2017

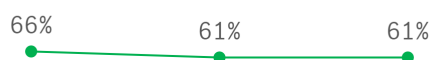
2017-2018

2018-2019

3-YEAR AVG

OVERALL: REINFORCE (61%)

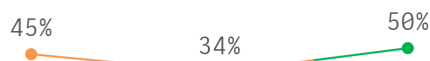
A school's overall score represents its combined performance on the Achievement, Progress, Climate, and College & Career (for high schools only) domains.



62.7%

Achievement: REINFORCE (50%)

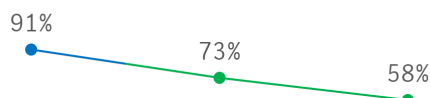
The Achievement domain measures performance on standardized assessments, including PSSA, Keystone Exams, ACCESS for ELLs, and reading assessments.



43.0%

Progress: REINFORCE (58%)

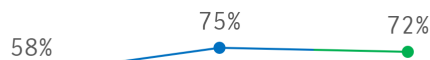
The Progress domain measures growth on standardized assessments and progress towards graduation (for high schools only).



74.0%

Climate: REINFORCE (72%)

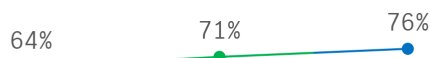
The Climate domain measures school climate as well as student and parent/guardian engagement.



68.3%

College & Career: MODEL (76%)

The College & Career domain measures college and career readiness and post-secondary outcomes.



70.3%

Parkway Northwest High School

School Code 507
Sector District
Address 6200 Crittenden St., 19138
Phone/Fax 215-400-3390 / 215-400-3391
Website philasd.org/parkwaynw

Report Type HS
Grades in Report 9-12
Enrollment 272
Admissions Category Special Admit
Turnaround Model N/A

Performance Tiers Legend

INTERVENE (0-24%)

WATCH (25-49%)

REINFORCE (50-74%)

MODEL (75-100%)

2016-2017

2017-2018

2018-2019

3-YEAR AVG

OVERALL: WATCH (33%)

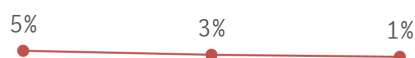
A school's overall score represents its combined performance on the Achievement, Progress, Climate, and College & Career (for high schools only) domains.



30.0%

Achievement: INTERVENE (1%)

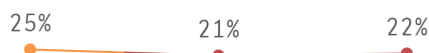
The Achievement domain measures performance on standardized assessments, including PSSA, Keystone Exams, ACCESS for ELLs, and reading assessments.



3.0%

Progress: INTERVENE (22%)

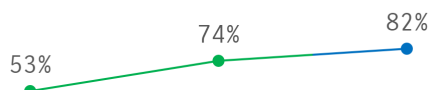
The Progress domain measures growth on standardized assessments and progress towards graduation (for high schools only).



22.7%

Climate: MODEL (82%)

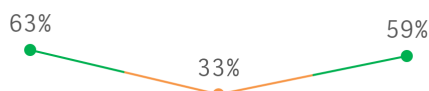
The Climate domain measures school climate as well as student and parent/guardian engagement.



69.7%

College & Career: REINFORCE (59%)

The College & Career domain measures college and career readiness and post-secondary outcomes.



51.7%

Parkway West High School

School Code 509
Sector District
Address 4725 Fairmount Ave., 19139
Phone/Fax 215-400-7710 / 215-400-7711
Website philasd.org/parkwaywest

Report Type HS
Grades in Report 9-12
Enrollment 319
Admissions Category Special Admit
Turnaround Model N/A

Performance Tiers Legend

INTERVENE (0-24%)

WATCH (25-49%)

REINFORCE (50-74%)

MODEL (75-100%)

2016-2017

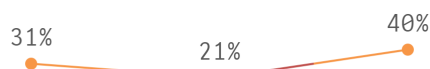
2017-2018

2018-2019

3-YEAR AVG

OVERALL: WATCH (40%)

A school's overall score represents its combined performance on the Achievement, Progress, Climate, and College & Career (for high schools only) domains.



30.7%

Achievement: INTERVENE (8%)

The Achievement domain measures performance on standardized assessments, including PSSA, Keystone Exams, ACCESS for ELLs, and reading assessments.



8.7%

Progress: REINFORCE (52%)

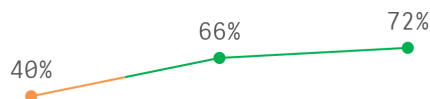
The Progress domain measures growth on standardized assessments and progress towards graduation (for high schools only).



34.0%

Climate: REINFORCE (72%)

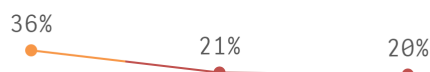
The Climate domain measures school climate as well as student and parent/guardian engagement.



59.3%

College & Career: INTERVENE (20%)

The College & Career domain measures college and career readiness and post-secondary outcomes.



25.7%

Paul Robeson High School for Human Services

School Code 105
Sector District
Address 4125 Ludlow St., 19104
Phone/Fax 215-400-7780 / 215-400-7781
Website philasd.org/robeson

Report Type HS
Grades in Report 9-12
Enrollment 307
Admissions Category Citywide
Turnaround Model N/A

Performance Tiers Legend

INTERVENE (0-24%)

WATCH (25-49%)

REINFORCE (50-74%)

MODEL (75-100%)

2016-2017

2017-2018

2018-2019

3-YEAR AVG

OVERALL: WATCH (44%)

A school's overall score represents its combined performance on the Achievement, Progress, Climate, and College & Career (for high schools only) domains.



43.0%

Achievement: INTERVENE (6%)

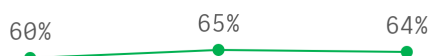
The Achievement domain measures performance on standardized assessments, including PSSA, Keystone Exams, ACCESS for ELLs, and reading assessments.



3.0%

Progress: REINFORCE (64%)

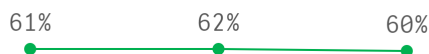
The Progress domain measures growth on standardized assessments and progress towards graduation (for high schools only).



63.0%

Climate: REINFORCE (60%)

The Climate domain measures school climate as well as student and parent/guardian engagement.



61.0%

College & Career: REINFORCE (61%)

The College & Career domain measures college and career readiness and post-secondary outcomes.



57.0%

Penn Treaty High School

School Code 516
Sector District
Address 600 E. Thompson St., 19125
Phone/Fax 215-400-3800 / 215-400-3801
Website philasd.org/penn treaty

Report Type HS
Grades in Report 9-12
Enrollment 348
Admissions Category Neighborhood
Turnaround Model N/A

Performance Tiers Legend

INTERVENE (0-24%)

WATCH (25-49%)

REINFORCE (50-74%)

MODEL (75-100%)

2016-2017

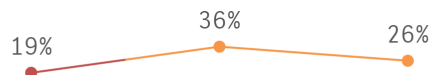
2017-2018

2018-2019

3-YEAR AVG

OVERALL: WATCH (26%)

A school's overall score represents its combined performance on the Achievement, Progress, Climate, and College & Career (for high schools only) domains.



27.0%

Achievement: INTERVENE (2%)

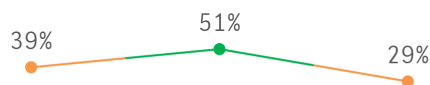
The Achievement domain measures performance on standardized assessments, including PSSA, Keystone Exams, ACCESS for ELLs, and reading assessments.



3.3%

Progress: WATCH (29%)

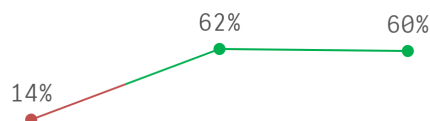
The Progress domain measures growth on standardized assessments and progress towards graduation (for high schools only).



39.7%

Climate: REINFORCE (60%)

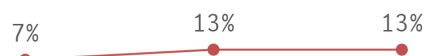
The Climate domain measures school climate as well as student and parent/guardian engagement.



45.3%

College & Career: INTERVENE (13%)

The College & Career domain measures college and career readiness and post-secondary outcomes.



11.0%

2018-2019 School Progress Report

People for People Charter School

School Code W35
Sector Charter
Address 800 N. Broad St., 19130
Phone/Fax 215-763-7060 / 215-763-6210
Website www.pfpcs.org

Report Type HS
Grades in Report 9-12
Enrollment 85
Admissions Category Citywide
Turnaround Model N/A

Performance Tiers Legend

INTERVENE (0-24%)

WATCH (25-49%)

REINFORCE (50-74%)

MODEL (75-100%)

2017-2018

2018-2019

3-YEAR AVG

OVERALL: WATCH (25%)

A school's overall score represents its combined performance on the Achievement, Progress, Climate, and College & Career (for high schools only) domains.



N/A

Achievement: INTERVENE (0%)

The Achievement domain measures performance on standardized assessments, including PSSA, Keystone Exams, ACCESS for ELLs, and reading assessments.



N/A

Progress: WATCH (28%)

The Progress domain measures growth on standardized assessments and progress towards graduation (for high schools only).



N/A

Climate: REINFORCE (55%)

The Climate domain measures school climate as well as student and parent/guardian engagement.



N/A

College & Career: INSUFFICIENT DATA

The College & Career domain measures college and career readiness and post-secondary outcomes.

N/A

Philadelphia Academy Charter School

School Code W22
Sector Charter
Address 11000 Roosevelt Blvd., 19116
Phone/Fax 215-676-8320 / 215-676-8340
Website www.philadelphiaacademy.org

Report Type HS
Grades in Report 9-12
Enrollment 434
Admissions Category Citywide
Turnaround Model N/A

Performance Tiers Legend

INTERVENE (0-24%)

WATCH (25-49%)

REINFORCE (50-74%)

MODEL (75-100%)

2016-2017

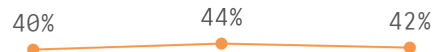
2017-2018

2018-2019

3-YEAR AVG

OVERALL: WATCH (42%)

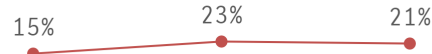
A school's overall score represents its combined performance on the Achievement, Progress, Climate, and College & Career (for high schools only) domains.



42.0%

Achievement: INTERVENE (21%)

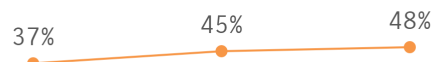
The Achievement domain measures performance on standardized assessments, including PSSA, Keystone Exams, ACCESS for ELLs, and reading assessments.



19.7%

Progress: WATCH (48%)

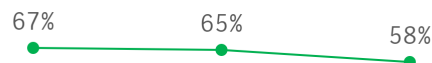
The Progress domain measures growth on standardized assessments and progress towards graduation (for high schools only).



43.3%

Climate: REINFORCE (58%)

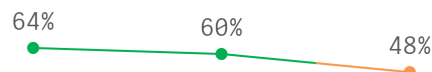
The Climate domain measures school climate as well as student and parent/guardian engagement.



63.3%

College & Career: WATCH (48%)

The College & Career domain measures college and career readiness and post-secondary outcomes.



57.3%

Philadelphia Electrical and Technology Charter School

School Code	W58	Report Type	HS
Sector	Charter	Grades in Report	9-12
Address	1420-22 Chestnut St., 19102	Enrollment	606
Phone/Fax	267-514-1823 / 267-514-1834	Admissions Category	Citywide
Website	www.petchs.org	Turnaround Model	N/A

Performance Tiers Legend

INTERVENE (0-24%)

WATCH (25-49%)

REINFORCE (50-74%)

MODEL (75-100%)

2016-2017

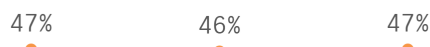
2017-2018

2018-2019

3-YEAR AVG

OVERALL: WATCH (47%)

A school's overall score represents its combined performance on the Achievement, Progress, Climate, and College & Career (for high schools only) domains.



46.7%

Achievement: INTERVENE (9%)

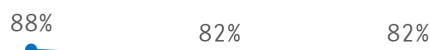
The Achievement domain measures performance on standardized assessments, including PSSA, Keystone Exams, ACCESS for ELLs, and reading assessments.



7.0%

Progress: MODEL (82%)

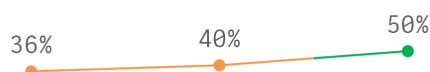
The Progress domain measures growth on standardized assessments and progress towards graduation (for high schools only).



84.0%

Climate: REINFORCE (50%)

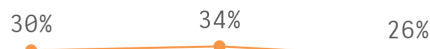
The Climate domain measures school climate as well as student and parent/guardian engagement.



42.0%

College & Career: WATCH (26%)

The College & Career domain measures college and career readiness and post-secondary outcomes.



30.0%

Philadelphia High School for Girls

School Code 605
Sector District
Address 1400 W. Olney Ave., 19141
Phone/Fax 215-400-3700 / 215-400-3701
Website philasd.org/girlshs

Report Type HS
Grades in Report 9-12
Enrollment 842
Admissions Category Special Admit
Turnaround Model N/A

Performance Tiers Legend

INTERVENE (0-24%)

WATCH (25-49%)

REINFORCE (50-74%)

MODEL (75-100%)

2016-2017

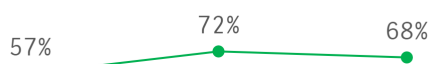
2017-2018

2018-2019

3-YEAR AVG

OVERALL: REINFORCE (68%)

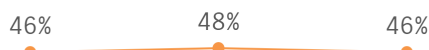
A school's overall score represents its combined performance on the Achievement, Progress, Climate, and College & Career (for high schools only) domains.



65.7%

Achievement: WATCH (46%)

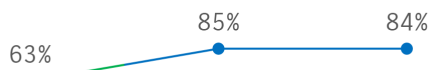
The Achievement domain measures performance on standardized assessments, including PSSA, Keystone Exams, ACCESS for ELLs, and reading assessments.



46.7%

Progress: MODEL (84%)

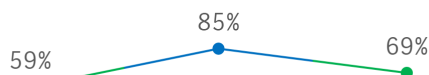
The Progress domain measures growth on standardized assessments and progress towards graduation (for high schools only).



77.3%

Climate: REINFORCE (69%)

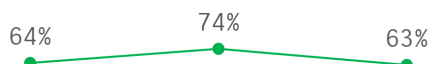
The Climate domain measures school climate as well as student and parent/guardian engagement.



71.0%

College & Career: REINFORCE (63%)

The College & Career domain measures college and career readiness and post-secondary outcomes.



67.0%

Philadelphia Military Academy

School Code 505
Sector District
Address 2118 N. 13th St., 19122
Phone/Fax 215-400-7420 / 215-400-7421
Website philasd.org/pma

Report Type HS
Grades in Report 9-12
Enrollment 286
Admissions Category Citywide
Turnaround Model N/A

Performance Tiers Legend

INTERVENE (0-24%)

WATCH (25-49%)

REINFORCE (50-74%)

MODEL (75-100%)

2016-2017

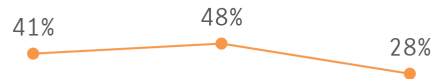
2017-2018

2018-2019

3-YEAR AVG

OVERALL: WATCH (28%)

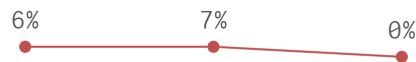
A school's overall score represents its combined performance on the Achievement, Progress, Climate, and College & Career (for high schools only) domains.



39.0%

Achievement: INTERVENE (0%)

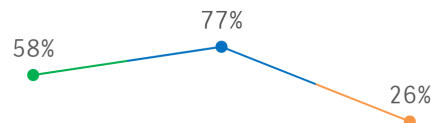
The Achievement domain measures performance on standardized assessments, including PSSA, Keystone Exams, ACCESS for ELLs, and reading assessments.



4.3%

Progress: WATCH (26%)

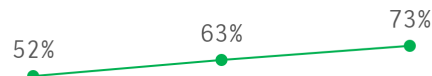
The Progress domain measures growth on standardized assessments and progress towards graduation (for high schools only).



53.7%

Climate: REINFORCE (73%)

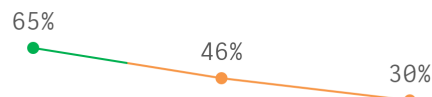
The Climate domain measures school climate as well as student and parent/guardian engagement.



62.7%

College & Career: WATCH (30%)

The College & Career domain measures college and career readiness and post-secondary outcomes.



47.0%

Philadelphia Performing Arts: A String Theory Charter School

School Code	W36	Report Type	HS
Sector	Charter	Grades in Report	9-12
Address	2600 S. Broad St., 19145	Enrollment	633
Phone/Fax	215-551-4000 / 215-551-1113	Admissions Category	Citywide With Criteria
Website	www.stringtheoryschools.org	Turnaround Model	N/A

Performance Tiers Legend

INTERVENE (0-24%)

WATCH (25-49%)

REINFORCE (50-74%)

MODEL (75-100%)

2016-2017

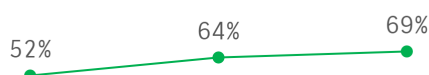
2017-2018

2018-2019

3-YEAR AVG

OVERALL: REINFORCE (69%)

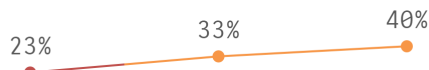
A school's overall score represents its combined performance on the Achievement, Progress, Climate, and College & Career (for high schools only) domains.



61.7%

Achievement: WATCH (40%)

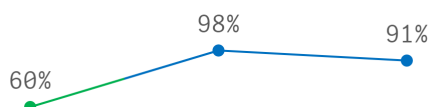
The Achievement domain measures performance on standardized assessments, including PSSA, Keystone Exams, ACCESS for ELLs, and reading assessments.



32.0%

Progress: MODEL (91%)

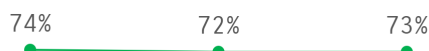
The Progress domain measures growth on standardized assessments and progress towards graduation (for high schools only).



83.0%

Climate: REINFORCE (73%)

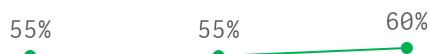
The Climate domain measures school climate as well as student and parent/guardian engagement.



73.0%

College & Career: REINFORCE (60%)

The College & Career domain measures college and career readiness and post-secondary outcomes.



56.7%

2018-2019 School Progress Report

Preparatory Charter School of Mathematics, Science, Technology and Careers

School Code	W13	Report Type	HS
Sector	Charter	Grades in Report	9-12
Address	1928 Point Breeze Ave., 19145	Enrollment	631
Phone/Fax	215-334-6144 / 215-334-6147	Admissions Category	Citywide
Website	prepchs.org	Turnaround Model	N/A

Performance Tiers Legend

INTERVENE (0-24%)

WATCH (25-49%)

REINFORCE (50-74%)

MODEL (75-100%)

2016-2017

2017-2018

2018-2019

3-YEAR AVG

OVERALL: WATCH (35%)

A school's overall score represents its combined performance on the Achievement, Progress, Climate, and College & Career (for high schools only) domains.

32% 35% 35%

34.0%

Achievement: INTERVENE (4%)

The Achievement domain measures performance on standardized assessments, including PSSA, Keystone Exams, ACCESS for ELLs, and reading assessments.

9% 10% 4%

7.7%

Progress: WATCH (45%)

The Progress domain measures growth on standardized assessments and progress towards graduation (for high schools only).

29% 45% 45%

39.7%

Climate: REINFORCE (52%)

The Climate domain measures school climate as well as student and parent/guardian engagement.

55% 49% 52%

52.0%

College & Career: WATCH (49%)

The College & Career domain measures college and career readiness and post-secondary outcomes.

57% 43% 49%

49.7%

2018-2019 School Progress Report

Roxborough High School

School Code 603
Sector District
Address 6498 Ridge Ave., 19128
Phone/Fax 215-400-3400 / 215-400-3401
Website philasd.org/roxboroughhs

Report Type HS
Grades in Report 9-12
Enrollment 735
Admissions Category Neighborhood
Turnaround Model N/A

Performance Tiers Legend

INTERVENE (0-24%)

WATCH (25-49%)

REINFORCE (50-74%)

MODEL (75-100%)

2016-2017

2017-2018

2018-2019

3-YEAR AVG

OVERALL: INTERVENE (17%)

A school's overall score represents its combined performance on the Achievement, Progress, Climate, and College & Career (for high schools only) domains.



15.0%

Achievement: INTERVENE (0%)

The Achievement domain measures performance on standardized assessments, including PSSA, Keystone Exams, ACCESS for ELLs, and reading assessments.



0.0%

Progress: INTERVENE (16%)

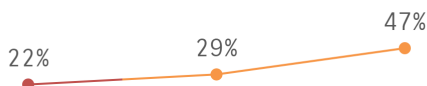
The Progress domain measures growth on standardized assessments and progress towards graduation (for high schools only).



18.0%

Climate: WATCH (47%)

The Climate domain measures school climate as well as student and parent/guardian engagement.



32.7%

College & Career: INTERVENE (13%)

The College & Career domain measures college and career readiness and post-secondary outcomes.



14.3%

Samuel Fels High School

School Code 712
Sector District
Address 5500 Langdon St., 19124
Phone/Fax 215-400-7100 / 215-400-7101
Website www.philasd.org/fels

Report Type HS
Grades in Report 9-12
Enrollment 953
Admissions Category Neighborhood
Turnaround Model N/A

Performance Tiers Legend

INTERVENE (0-24%)

WATCH (25-49%)

REINFORCE (50-74%)

MODEL (75-100%)

2016-2017

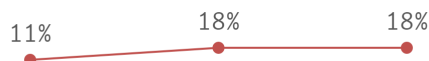
2017-2018

2018-2019

3-YEAR AVG

OVERALL: INTERVENE (18%)

A school's overall score represents its combined performance on the Achievement, Progress, Climate, and College & Career (for high schools only) domains.



15.7%

Achievement: INTERVENE (0%)

The Achievement domain measures performance on standardized assessments, including PSSA, Keystone Exams, ACCESS for ELLs, and reading assessments.



0.7%

Progress: WATCH (26%)

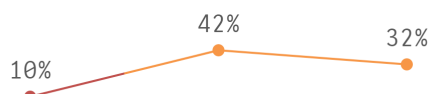
The Progress domain measures growth on standardized assessments and progress towards graduation (for high schools only).



22.3%

Climate: WATCH (32%)

The Climate domain measures school climate as well as student and parent/guardian engagement.



28.0%

College & Career: INTERVENE (12%)

The College & Career domain measures college and career readiness and post-secondary outcomes.



9.3%

Sankofa Freedom Academy Charter School

School Code	W99	Report Type	HS
Sector	Charter	Grades in Report	9-12
Address	2501 Kensington Ave., 19125	Enrollment	177
Phone/Fax	215-288-2001 / 215-288-2099	Admissions Category	Citywide With Criteria
Website	www.sfacs.us	Turnaround Model	N/A

Performance Tiers Legend

INTERVENE (0-24%)

WATCH (25-49%)

REINFORCE (50-74%)

MODEL (75-100%)

2016-2017

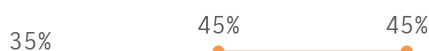
2017-2018

2018-2019

3-YEAR AVG

OVERALL: WATCH (45%)

A school's overall score represents its combined performance on the Achievement, Progress, Climate, and College & Career (for high schools only) domains.



41.7%

Achievement: INTERVENE (6%)

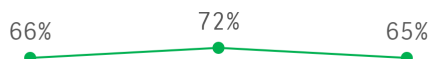
The Achievement domain measures performance on standardized assessments, including PSSA, Keystone Exams, ACCESS for ELLs, and reading assessments.



4.3%

Progress: REINFORCE (65%)

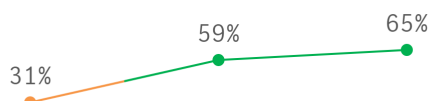
The Progress domain measures growth on standardized assessments and progress towards graduation (for high schools only).



67.7%

Climate: REINFORCE (65%)

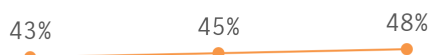
The Climate domain measures school climate as well as student and parent/guardian engagement.



51.7%

College & Career: WATCH (48%)

The College & Career domain measures college and career readiness and post-secondary outcomes.



45.3%

Science Leadership Academy

School Code 265
 Sector District
 Address 55 N. 22nd St., 19103
 Phone/Fax 215-400-7830 / 215-400-7831
 Website philasd.org/sla

Report Type HS
 Grades in Report 9-12
 Enrollment 501
 Admissions Category Special Admit
 Turnaround Model N/A

Performance Tiers Legend

INTERVENE (0-24%)

WATCH (25-49%)

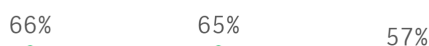
REINFORCE (50-74%)

MODEL (75-100%)

2016-2017 2017-2018 2018-2019 3-YEAR AVG

OVERALL: REINFORCE (57%)

A school's overall score represents its combined performance on the Achievement, Progress, Climate, and College & Career (for high schools only) domains.



62.7%

Achievement: REINFORCE (55%)

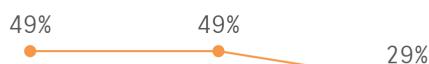
The Achievement domain measures performance on standardized assessments, including PSSA, Keystone Exams, ACCESS for ELLs, and reading assessments.



59.7%

Progress: WATCH (29%)

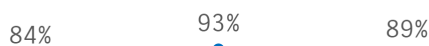
The Progress domain measures growth on standardized assessments and progress towards graduation (for high schools only).



42.3%

Climate: MODEL (89%)

The Climate domain measures school climate as well as student and parent/guardian engagement.



88.7%

College & Career: MODEL (84%)

The College & Career domain measures college and career readiness and post-secondary outcomes.



82.7%

South Philadelphia High School

School Code 200
Sector District
Address 2101 S. Broad St., 19148
Phone/Fax 215-400-8400 / 215-400-8401
Website philasd.org/sphs

Report Type HS
Grades in Report 9-12
Enrollment 615
Admissions Category Neighborhood
Turnaround Model N/A

Performance Tiers Legend

INTERVENE (0-24%)

WATCH (25-49%)

REINFORCE (50-74%)

MODEL (75-100%)

2016-2017

2017-2018

2018-2019

3-YEAR AVG

OVERALL: INTERVENE (10%)

A school's overall score represents its combined performance on the Achievement, Progress, Climate, and College & Career (for high schools only) domains.



9.7%

Achievement: INTERVENE (0%)

The Achievement domain measures performance on standardized assessments, including PSSA, Keystone Exams, ACCESS for ELLs, and reading assessments.



0.3%

Progress: INTERVENE (9%)

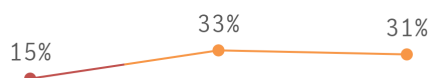
The Progress domain measures growth on standardized assessments and progress towards graduation (for high schools only).



8.7%

Climate: WATCH (31%)

The Climate domain measures school climate as well as student and parent/guardian engagement.



26.3%

College & Career: INTERVENE (3%)

The College & Career domain measures college and career readiness and post-secondary outcomes.



6.0%

Strawberry Mansion High School

School Code 414
Sector District
Address 3133 Ridge Ave., 19121
Phone/Fax 215-400-7500 / 215-400-7501
Website philasd.org/smhs

Report Type HS
Grades in Report 10-12
Enrollment 169
Admissions Category Neighborhood
Turnaround Model Acceleration

Performance Tiers Legend

INTERVENE (0-24%)

WATCH (25-49%)

REINFORCE (50-74%)

MODEL (75-100%)

2016-2017

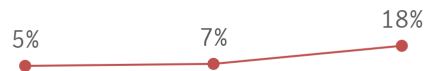
2017-2018

2018-2019

3-YEAR AVG

OVERALL: INTERVENE (18%)

A school's overall score represents its combined performance on the Achievement, Progress, Climate, and College & Career (for high schools only) domains.



10.0%

Achievement: INTERVENE (0%)

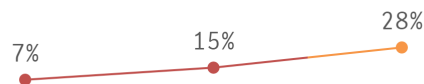
The Achievement domain measures performance on standardized assessments, including PSSA, Keystone Exams, ACCESS for ELLs, and reading assessments.



0.0%

Progress: WATCH (28%)

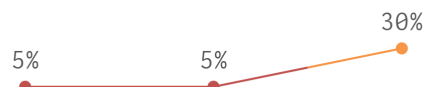
The Progress domain measures growth on standardized assessments and progress towards graduation (for high schools only).



16.7%

Climate: WATCH (30%)

The Climate domain measures school climate as well as student and parent/guardian engagement.



13.3%

College & Career: INTERVENE (9%)

The College & Career domain measures college and career readiness and post-secondary outcomes.



8.7%

Swenson Arts and Technology High School

School Code 809
Sector District
Address 2750 Red Lion Rd., 19114
Phone/Fax 215-400-3140 / 215-400-3141
Website philasd.org/swenson

Report Type HS
Grades in Report 9-12
Enrollment 649
Admissions Category Citywide
Turnaround Model N/A

Performance Tiers Legend

INTERVENE (0-24%)

WATCH (25-49%)

REINFORCE (50-74%)

MODEL (75-100%)

2016-2017

2017-2018

2018-2019

3-YEAR AVG

OVERALL: WATCH (34%)

A school's overall score represents its combined performance on the Achievement, Progress, Climate, and College & Career (for high schools only) domains.



32.0%

Achievement: INTERVENE (9%)

The Achievement domain measures performance on standardized assessments, including PSSA, Keystone Exams, ACCESS for ELLs, and reading assessments.



12.0%

Progress: WATCH (26%)

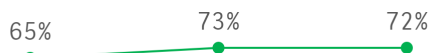
The Progress domain measures growth on standardized assessments and progress towards graduation (for high schools only).



22.3%

Climate: REINFORCE (72%)

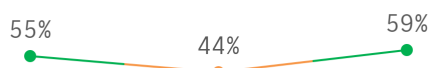
The Climate domain measures school climate as well as student and parent/guardian engagement.



70.0%

College & Career: REINFORCE (59%)

The College & Career domain measures college and career readiness and post-secondary outcomes.



52.7%

TECH Freire Charter School

School Code X41
Sector Charter
Address 2221 N. Broad St., 19132
Phone/Fax 267-507-1111 / N/A
Website www.techfreire.org

Report Type HS
Grades in Report 9-12
Enrollment 493
Admissions Category Citywide With Criteria
Turnaround Model N/A

Performance Tiers Legend

INTERVENE (0-24%)

WATCH (25-49%)

REINFORCE (50-74%)

MODEL (75-100%)

2016-2017

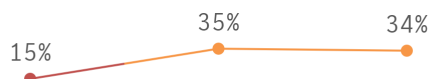
2017-2018

2018-2019

3-YEAR AVG

OVERALL: WATCH (34%)

A school's overall score represents its combined performance on the Achievement, Progress, Climate, and College & Career (for high schools only) domains.



28.0%

Achievement: INTERVENE (2%)

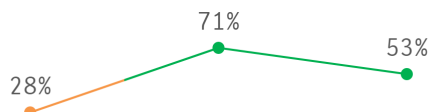
The Achievement domain measures performance on standardized assessments, including PSSA, Keystone Exams, ACCESS for ELLs, and reading assessments.



2.7%

Progress: REINFORCE (53%)

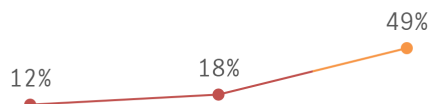
The Progress domain measures growth on standardized assessments and progress towards graduation (for high schools only).



50.7%

Climate: WATCH (49%)

The Climate domain measures school climate as well as student and parent/guardian engagement.



26.3%

College & Career: WATCH (26%)

The College & Career domain measures college and career readiness and post-secondary outcomes.



N/A

Tacony Academy Charter School

School Code X04
Sector Charter
Address 1330 Rhawn St., 19111
Phone/Fax 215-742-5100 / 215-742-5200
Website www.ap-schools.org/Tacony-Academy-Charter

Report Type HS
Grades in Report 9-12
Enrollment 388
Admissions Category Citywide With Criteria
Turnaround Model N/A

Performance Tiers Legend

INTERVENE (0-24%)

WATCH (25-49%)

REINFORCE (50-74%)

MODEL (75-100%)

2016-2017

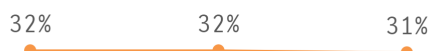
2017-2018

2018-2019

3-YEAR AVG

OVERALL: WATCH (31%)

A school's overall score represents its combined performance on the Achievement, Progress, Climate, and College & Career (for high schools only) domains.



31.7%

Achievement: INTERVENE (6%)

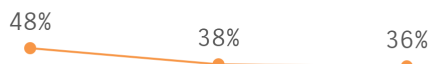
The Achievement domain measures performance on standardized assessments, including PSSA, Keystone Exams, ACCESS for ELLs, and reading assessments.



5.0%

Progress: WATCH (36%)

The Progress domain measures growth on standardized assessments and progress towards graduation (for high schools only).



40.7%

Climate: REINFORCE (52%)

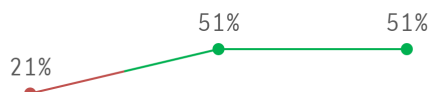
The Climate domain measures school climate as well as student and parent/guardian engagement.



51.7%

College & Career: REINFORCE (51%)

The College & Career domain measures college and career readiness and post-secondary outcomes.



41.0%

2018-2019 School Progress Report

The LINC

School Code 566
Sector District
Address 122 W. Erie Ave., 19140
Phone/Fax 215-400-3940 / 215-400-3941
Website philasd.org/thelinc

Report Type HS
Grades in Report 9-12
Enrollment 238
Admissions Category Citywide
Turnaround Model N/A

Performance Tiers Legend

INTERVENE (0-24%)

WATCH (25-49%)

REINFORCE (50-74%)

MODEL (75-100%)

2016-2017

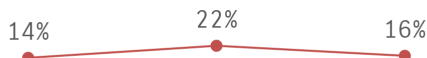
2017-2018

2018-2019

3-YEAR AVG

OVERALL: INTERVENE (16%)

A school's overall score represents its combined performance on the Achievement, Progress, Climate, and College & Career (for high schools only) domains.



17.3%

Achievement: INTERVENE (0%)

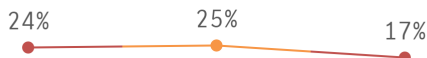
The Achievement domain measures performance on standardized assessments, including PSSA, Keystone Exams, ACCESS for ELLs, and reading assessments.



0.3%

Progress: INTERVENE (17%)

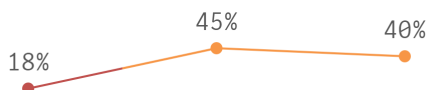
The Progress domain measures growth on standardized assessments and progress towards graduation (for high schools only).



22.0%

Climate: WATCH (40%)


The Climate domain measures school climate as well as student and parent/guardian engagement.



34.3%

College & Career: INTERVENE (14%)

The College & Career domain measures college and career readiness and post-secondary outcomes.



N/A

The Science Leadership Academy at Beeber

School Code 268
Sector District
Address 5925 Malvern Ave., 19131
Phone/Fax 215-400-7270 / 215-400-7271
Website philasd.org/slabeeber

Report Type HS
Grades in Report 9-12
Enrollment 480
Admissions Category Special Admit
Turnaround Model N/A

Performance Tiers Legend

INTERVENE (0-24%)

WATCH (25-49%)

REINFORCE (50-74%)

MODEL (75-100%)

2016-2017

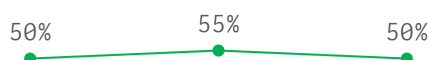
2017-2018

2018-2019

3-YEAR AVG

OVERALL: REINFORCE (50%)

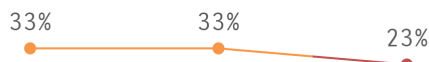
A school's overall score represents its combined performance on the Achievement, Progress, Climate, and College & Career (for high schools only) domains.



51.7%

Achievement: INTERVENE (23%)

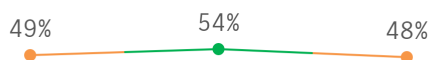
The Achievement domain measures performance on standardized assessments, including PSSA, Keystone Exams, ACCESS for ELLs, and reading assessments.



29.7%

Progress: WATCH (48%)

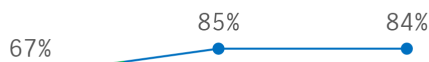
The Progress domain measures growth on standardized assessments and progress towards graduation (for high schools only).



50.3%

Climate: MODEL (84%)

The Climate domain measures school climate as well as student and parent/guardian engagement.



78.7%

College & Career: REINFORCE (66%)

The College & Career domain measures college and career readiness and post-secondary outcomes.



67.0%

The U School

School Code 562
Sector District
Address 2000 N. 7th St., 19122
Phone/Fax 215-400-7460 / 215-400-7461
Website philasd.org/uschool

Report Type HS
Grades in Report 9-12
Enrollment 255
Admissions Category Citywide
Turnaround Model N/A

Performance Tiers Legend

INTERVENE (0-24%)

WATCH (25-49%)

REINFORCE (50-74%)

MODEL (75-100%)

2016-2017

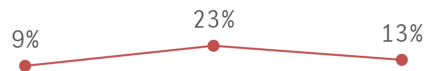
2017-2018

2018-2019

3-YEAR AVG

OVERALL: INTERVENE (13%)

A school's overall score represents its combined performance on the Achievement, Progress, Climate, and College & Career (for high schools only) domains.



15.0%

Achievement: INTERVENE (0%)

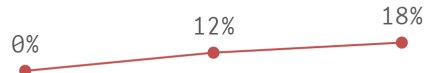
The Achievement domain measures performance on standardized assessments, including PSSA, Keystone Exams, ACCESS for ELLs, and reading assessments.



0.0%

Progress: INTERVENE (18%)

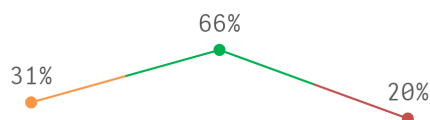
The Progress domain measures growth on standardized assessments and progress towards graduation (for high schools only).



10.0%

Climate: INTERVENE (20%)


The Climate domain measures school climate as well as student and parent/guardian engagement.



39.0%

College & Career: INTERVENE (23%)

The College & Career domain measures college and career readiness and post-secondary outcomes.



N/A

The Workshop School

School Code 856
Sector District
Address 221 S. Hanson St., 19139
Phone/Fax 215-400-7730 / 215-400-7731
Website philasd.org/workshopschool

Report Type HS
Grades in Report 9-12
Enrollment 256
Admissions Category Citywide
Turnaround Model N/A

Performance Tiers Legend

INTERVENE (0-24%)

WATCH (25-49%)

REINFORCE (50-74%)

MODEL (75-100%)

2016-2017

2017-2018

2018-2019

3-YEAR AVG

OVERALL: WATCH (34%)

A school's overall score represents its combined performance on the Achievement, Progress, Climate, and College & Career (for high schools only) domains.



32.0%

Achievement: INTERVENE (0%)

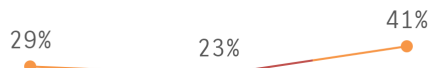
The Achievement domain measures performance on standardized assessments, including PSSA, Keystone Exams, ACCESS for ELLs, and reading assessments.



0.0%

Progress: WATCH (41%)

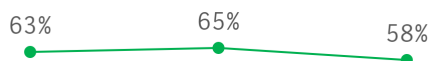
The Progress domain measures growth on standardized assessments and progress towards graduation (for high schools only).



31.0%

Climate: REINFORCE (58%)

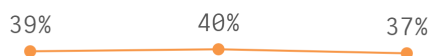
The Climate domain measures school climate as well as student and parent/guardian engagement.



62.0%

College & Career: WATCH (37%)

The College & Career domain measures college and career readiness and post-secondary outcomes.



38.7%

Thomas A. Edison High School

School Code 502
Sector District
Address 151 W. Luzerne St., 19140
Phone/Fax 215-400-3900 / 215-400-3901
Website philasd.org/edison

Report Type HS
Grades in Report 9-12
Enrollment 1059
Admissions Category Neighborhood
Turnaround Model Acceleration

Performance Tiers Legend

INTERVENE (0-24%)

WATCH (25-49%)

REINFORCE (50-74%)

MODEL (75-100%)

2016-2017

2017-2018

2018-2019

3-YEAR AVG

OVERALL: INTERVENE (8%)

A school's overall score represents its combined performance on the Achievement, Progress, Climate, and College & Career (for high schools only) domains.



9.3%

Achievement: INTERVENE (0%)

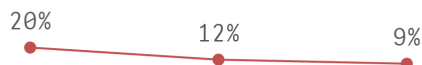
The Achievement domain measures performance on standardized assessments, including PSSA, Keystone Exams, ACCESS for ELLs, and reading assessments.



0.0%

Progress: INTERVENE (9%)

The Progress domain measures growth on standardized assessments and progress towards graduation (for high schools only).



13.7%

Climate: INTERVENE (18%)

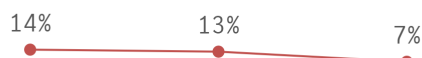
The Climate domain measures school climate as well as student and parent/guardian engagement.



13.0%

College & Career: INTERVENE (7%)

The College & Career domain measures college and career readiness and post-secondary outcomes.



11.3%

Universal Charter School at Audenried

School Code	X17	Report Type	HS
Sector	Charter	Grades in Report	9-12
Address	3301 Tasker St., 19145	Enrollment	516
Phone/Fax	215-952-4801 / 267-909-9425	Admissions Category	Neighborhood
Website	www.universalfamilyofschools.org/universal-audenreid-charter-high-school/	Turnaround Model	Renaissance Charter

Performance Tiers Legend

INTERVENE (0-24%)

WATCH (25-49%)

REINFORCE (50-74%)

MODEL (75-100%)

2016-2017

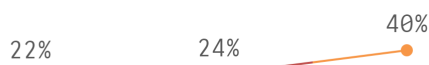
2017-2018

2018-2019

3-YEAR AVG

OVERALL: WATCH (40%)

A school's overall score represents its combined performance on the Achievement, Progress, Climate, and College & Career (for high schools only) domains.



28.7%

Achievement: INTERVENE (2%)

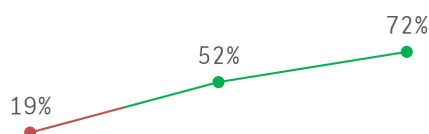
The Achievement domain measures performance on standardized assessments, including PSSA, Keystone Exams, ACCESS for ELLs, and reading assessments.



0.7%

Progress: REINFORCE (72%)

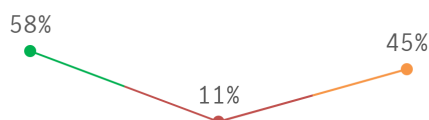
The Progress domain measures growth on standardized assessments and progress towards graduation (for high schools only).



47.7%

Climate: WATCH (45%)

The Climate domain measures school climate as well as student and parent/guardian engagement.



38.0%

College & Career: INTERVENE (18%)

The College & Career domain measures college and career readiness and post-secondary outcomes.



17.0%

Vaux High School: A Big Picture

School Code 518
Sector District
Address 2300 W. Master St., 19121
Phone/Fax 267-507-9690 / N/A
Website philasd.org/vaux

Report Type HS
Grades in Report 9-10
Enrollment 211
Admissions Category Neighborhood
Turnaround Model N/A

Performance Tiers Legend

INTERVENE (0-24%)

WATCH (25-49%)

REINFORCE (50-74%)

MODEL (75-100%)

2018-2019

3-YEAR AVG

OVERALL: INTERVENE (19%)

A school's overall score represents its combined performance on the Achievement, Progress, Climate, and College & Career (for high schools only) domains.

19%

N/A

Achievement: INTERVENE (0%)

The Achievement domain measures performance on standardized assessments, including PSSA, Keystone Exams, ACCESS for ELLs, and reading assessments.

0%

N/A

Progress: INTERVENE (23%)

The Progress domain measures growth on standardized assessments and progress towards graduation (for high schools only).

23%

N/A

Climate: WATCH (40%)

The Climate domain measures school climate as well as student and parent/guardian engagement.

40%

N/A

College & Career: INSUFFICIENT DATA

The College & Career domain measures college and career readiness and post-secondary outcomes.

N/A

2018-2019 School Progress Report

Walter B. Saul High School

School Code 604
Sector District
Address 7100 Henry Ave., 19128
Phone/Fax 215-400-3450 / 215-400-3451
Website philasd.org/saul

Report Type HS
Grades in Report 9-12
Enrollment 494
Admissions Category Special Admit
Turnaround Model N/A

Performance Tiers Legend

INTERVENE (0-24%)

WATCH (25-49%)

REINFORCE (50-74%)

MODEL (75-100%)

2016-2017

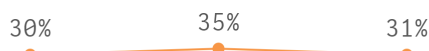
2017-2018

2018-2019

3-YEAR AVG

OVERALL: WATCH (31%)

A school's overall score represents its combined performance on the Achievement, Progress, Climate, and College & Career (for high schools only) domains.



32.0%

Achievement: INTERVENE (7%)

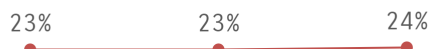
The Achievement domain measures performance on standardized assessments, including PSSA, Keystone Exams, ACCESS for ELLs, and reading assessments.



8.7%

Progress: INTERVENE (24%)

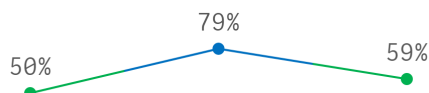
The Progress domain measures growth on standardized assessments and progress towards graduation (for high schools only).



23.3%

Climate: REINFORCE (59%)

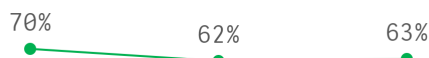
The Climate domain measures school climate as well as student and parent/guardian engagement.



62.7%

College & Career: REINFORCE (63%)

The College & Career domain measures college and career readiness and post-secondary outcomes.



65.0%

West Philadelphia High School

School Code 102
Sector District
Address 4901 Chestnut St., 19139
Phone/Fax 215-400-7900 / 215-400-7901
Website philasd.org/wphs

Report Type HS
Grades in Report 9-12
Enrollment 447
Admissions Category Neighborhood
Turnaround Model Acceleration

Performance Tiers Legend

INTERVENE (0-24%)

WATCH (25-49%)

REINFORCE (50-74%)

MODEL (75-100%)

2016-2017

2017-2018

2018-2019

3-YEAR AVG

OVERALL: INTERVENE (22%)

A school's overall score represents its combined performance on the Achievement, Progress, Climate, and College & Career (for high schools only) domains.



17.3%

Achievement: INTERVENE (0%)

The Achievement domain measures performance on standardized assessments, including PSSA, Keystone Exams, ACCESS for ELLs, and reading assessments.



0.0%

Progress: WATCH (41%)

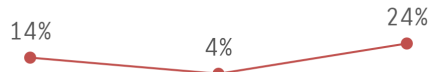
The Progress domain measures growth on standardized assessments and progress towards graduation (for high schools only).



34.3%

Climate: INTERVENE (24%)

The Climate domain measures school climate as well as student and parent/guardian engagement.



14.0%

College & Career: INTERVENE (9%)

The College & Career domain measures college and career readiness and post-secondary outcomes.



8.3%

2018-2019 School Progress Report

William L. Sayre High School

School Code 110
Sector District
Address 5800 Walnut St., 19139
Phone/Fax 215-400-7800 / 215-400-7801
Website philasd.org/sayre

Report Type HS
Grades in Report 9-12
Enrollment 412
Admissions Category Neighborhood
Turnaround Model N/A

Performance Tiers Legend

INTERVENE (0-24%)

WATCH (25-49%)

REINFORCE (50-74%)

MODEL (75-100%)

2016-2017

2017-2018

2018-2019

3-YEAR AVG

OVERALL: INTERVENE (12%)

A school's overall score represents its combined performance on the Achievement, Progress, Climate, and College & Career (for high schools only) domains.



9.3%

Achievement: INTERVENE (0%)

The Achievement domain measures performance on standardized assessments, including PSSA, Keystone Exams, ACCESS for ELLs, and reading assessments.



0.0%

Progress: INTERVENE (18%)

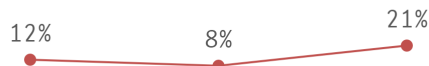
The Progress domain measures growth on standardized assessments and progress towards graduation (for high schools only).



15.7%

Climate: INTERVENE (21%)

The Climate domain measures school climate as well as student and parent/guardian engagement.



13.7%

College & Career: INTERVENE (3%)

The College & Career domain measures college and career readiness and post-secondary outcomes.



3.3%

William W. Bodine High School

School Code 515
Sector District
Address 1101 N. 4th St., 19123
Phone/Fax 215-400-7630 / 215-400-7631
Website philasd.org/bodine

Report Type HS
Grades in Report 9-12
Enrollment 535
Admissions Category Special Admit
Turnaround Model N/A

Performance Tiers Legend

INTERVENE (0-24%)

WATCH (25-49%)

REINFORCE (50-74%)

MODEL (75-100%)

2016-2017

2017-2018

2018-2019

3-YEAR AVG

OVERALL: REINFORCE (55%)

A school's overall score represents its combined performance on the Achievement, Progress, Climate, and College & Career (for high schools only) domains.



50.7%

Achievement: WATCH (37%)

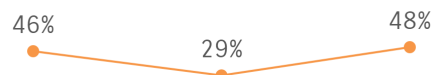
The Achievement domain measures performance on standardized assessments, including PSSA, Keystone Exams, ACCESS for ELLs, and reading assessments.



34.7%

Progress: WATCH (48%)

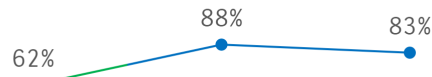
The Progress domain measures growth on standardized assessments and progress towards graduation (for high schools only).



41.0%

Climate: MODEL (83%)

The Climate domain measures school climate as well as student and parent/guardian engagement.



77.7%

College & Career: MODEL (75%)

The College & Career domain measures college and career readiness and post-secondary outcomes.



75.7%