

# A.L. Fitzpatrick School

School Code	839	Report Type	K8
Sector	District	Grades in Report	K-8
Address	11061 Knights Rd., 19154	Enrollment	828
Phone/Fax	215-400-3060 / 215-400-3061	Admissions Category	Neighborhood
Website	philasd.org/fitzpatrick	Turnaround Model	N/A

## Performance Tiers Legend

**INTERVENE (0-24%)**

**WATCH (25-49%)**


**REINFORCE (50-74%)**

**MODEL (75-100%)**

2016-2017    2017-2018    2018-2019    3-YEAR AVG

## OVERALL: **REINFORCE (60%)**

A school's overall score represents its combined performance on the Achievement, Progress, Climate, and College & Career (for high schools only) domains.



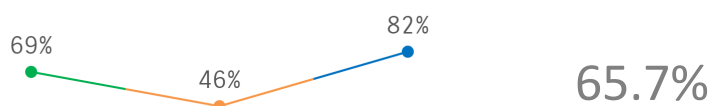
## Achievement: **WATCH (31%)**

The Achievement domain measures performance on standardized assessments, including PSSA, Keystone Exams, ACCESS for ELLs, and reading assessments.




## Progress: **MODEL (82%)**

The Progress domain measures growth on standardized assessments and progress towards graduation (for high schools only).



## Climate: **REINFORCE (62%)**

The Climate domain measures school climate as well as student and parent/guardian engagement.



# Ad Prima Charter School

School Code	W79	Report Type	K8
Sector	Charter	Grades in Report	K-8
Address	1922 N. 63rd St., 19151	Enrollment	640
Phone/Fax	267-403-2672 / 267-292-4058	Admissions Category	Citywide
Website	www.adprimacharterschools.org	Turnaround Model	N/A

## Performance Tiers Legend

**INTERVENE (0-24%)**

**WATCH (25-49%)**

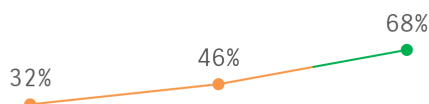
**REINFORCE (50-74%)**

**MODEL (75-100%)**

2016-2017    2017-2018    2018-2019    3-YEAR AVG

## OVERALL: **REINFORCE (68%)**

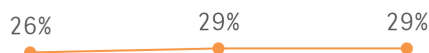
A school's overall score represents its combined performance on the Achievement, Progress, Climate, and College & Career (for high schools only) domains.



48.7%

## Achievement: **WATCH (29%)**

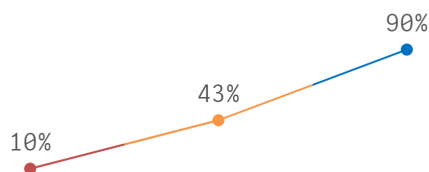
The Achievement domain measures performance on standardized assessments, including PSSA, Keystone Exams, ACCESS for ELLs, and reading assessments.



28.0%

## Progress: **MODEL (90%)**

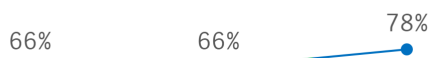
The Progress domain measures growth on standardized assessments and progress towards graduation (for high schools only).



47.7%

## Climate: **MODEL (78%)**

The Climate domain measures school climate as well as student and parent/guardian engagement.



70.0%

## Add B. Anderson School

School Code	146	Report Type	K8
Sector	District	Grades in Report	K-8
Address	1034 S. 60th St., 19143	Enrollment	482
Phone/Fax	215-400-7890 / 215-400-7891	Admissions Category	Neighborhood
Website	philasd.org/anderson	Turnaround Model	N/A

### Performance Tiers Legend

**INTERVENE (0-24%)**

**WATCH (25-49%)**

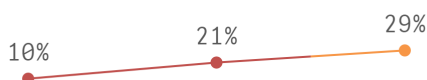
**REINFORCE (50-74%)**

**MODEL (75-100%)**

2016-2017    2017-2018    2018-2019    3-YEAR AVG

### OVERALL: **WATCH (29%)**

A school's overall score represents its combined performance on the Achievement, Progress, Climate, and College & Career (for high schools only) domains.



20.0%

### Achievement: **INTERVENE (9%)**

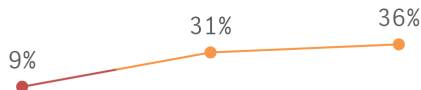
The Achievement domain measures performance on standardized assessments, including PSSA, Keystone Exams, ACCESS for ELLs, and reading assessments.



7.7%

### Progress: **WATCH (36%)**

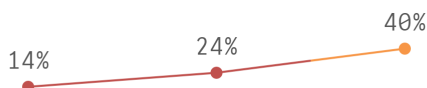
The Progress domain measures growth on standardized assessments and progress towards graduation (for high schools only).



25.3%

### Climate: **WATCH (40%)**

The Climate domain measures school climate as well as student and parent/guardian engagement.



26.0%

# Alain Locke School

School Code	147	Report Type	K8
Sector	District	Grades in Report	K-8
Address	4550 Haverford Ave., 19139	Enrollment	441
Phone/Fax	215-400-7670 / 215-400-7671	Admissions Category	Neighborhood
Website	philasd.org/locke	Turnaround Model	N/A

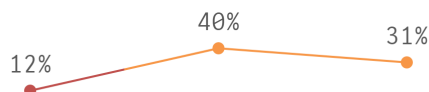
## Performance Tiers Legend

**INTERVENE (0-24%)**      **WATCH (25-49%)**      **REINFORCE (50-74%)**      **MODEL (75-100%)**

2016-2017      2017-2018      2018-2019      3-YEAR AVG

### OVERALL: **WATCH (31%)**

A school's overall score represents its combined performance on the Achievement, Progress, Climate, and College & Career (for high schools only) domains.



27.7%

### Achievement: **INTERVENE (10%)**

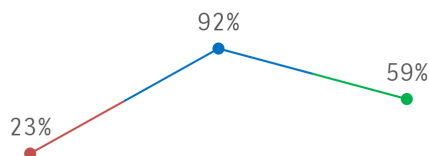
The Achievement domain measures performance on standardized assessments, including PSSA, Keystone Exams, ACCESS for ELLs, and reading assessments.



5.3%

### Progress: **REINFORCE (59%)**

The Progress domain measures growth on standardized assessments and progress towards graduation (for high schools only).



58.0%

### Climate: **INTERVENE (16%)**

The Climate domain measures school climate as well as student and parent/guardian engagement.



13.0%

# Albert M. Greenfield School

School Code 247  
 Sector District  
 Address 2200 Chestnut St., 19103  
 Phone/Fax 215-400-7810 / 215-400-7811  
 Website philasd.org/greenfield

Report Type K8  
 Grades in Report K-8  
 Enrollment 665  
 Admissions Category Neighborhood  
 Turnaround Model N/A

## Performance Tiers Legend

INTERVENE (0-24%)

WATCH (25-49%)

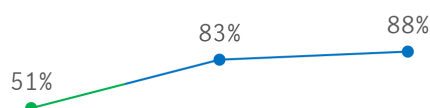
REINFORCE (50-74%)

MODEL (75-100%)

2016-2017 2017-2018 2018-2019 3-YEAR AVG

## OVERALL: MODEL (88%)

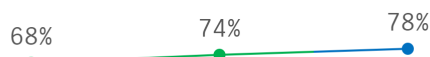
A school's overall score represents its combined performance on the Achievement, Progress, Climate, and College & Career (for high schools only) domains.



74.0%

## Achievement: MODEL (78%)

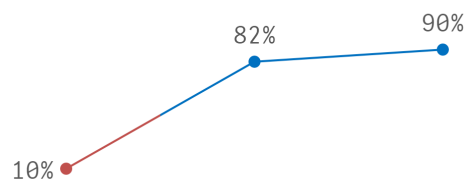
The Achievement domain measures performance on standardized assessments, including PSSA, Keystone Exams, ACCESS for ELLs, and reading assessments.



73.3%

## Progress: MODEL (90%)

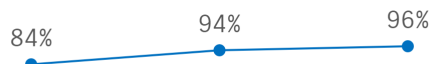
The Progress domain measures growth on standardized assessments and progress towards graduation (for high schools only).



60.7%

## Climate: MODEL (96%)

The Climate domain measures school climate as well as student and parent/guardian engagement.



91.3%

# Alexander Adaire School

School Code	520	Report Type	K8
Sector	District	Grades in Report	K-8
Address	1300 E. Palmer St., 19125	Enrollment	445
Phone/Fax	215-400-7480 / 215-400-7481	Admissions Category	Neighborhood
Website	philasd.org/adaire	Turnaround Model	N/A

## Performance Tiers Legend

**INTERVENE (0-24%)**

**WATCH (25-49%)**

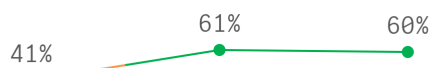
**REINFORCE (50-74%)**

**MODEL (75-100%)**

2016-2017    2017-2018    2018-2019    3-YEAR AVG

## OVERALL: **REINFORCE (60%)**

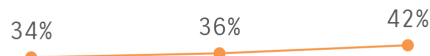
A school's overall score represents its combined performance on the Achievement, Progress, Climate, and College & Career (for high schools only) domains.



54.0%

## Achievement: **WATCH (42%)**

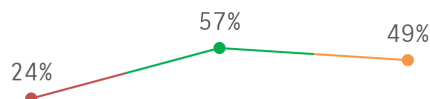
The Achievement domain measures performance on standardized assessments, including PSSA, Keystone Exams, ACCESS for ELLs, and reading assessments.



37.3%

## Progress: **WATCH (49%)**

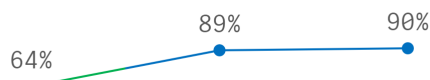
The Progress domain measures growth on standardized assessments and progress towards graduation (for high schools only).



43.3%

## Climate: **MODEL (90%)**

The Climate domain measures school climate as well as student and parent/guardian engagement.



81.0%

# Allen M. Stearne School

School Code	729	Report Type	K8
Sector	District	Grades in Report	K-8
Address	1655 Unity St., 19124	Enrollment	521
Phone/Fax	215-400-3980 / 215-400-3981	Admissions Category	Neighborhood
Website	philasd.org/stearne	Turnaround Model	N/A

## Performance Tiers Legend

**INTERVENE (0-24%)**

**WATCH (25-49%)**

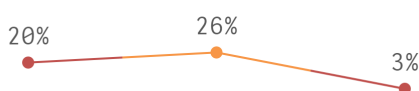
**REINFORCE (50-74%)**

**MODEL (75-100%)**

2016-2017    2017-2018    2018-2019    3-YEAR AVG

## OVERALL: **INTERVENE (3%)**

A school's overall score represents its combined performance on the Achievement, Progress, Climate, and College & Career (for high schools only) domains.



16.3%

## Achievement: **INTERVENE (2%)**

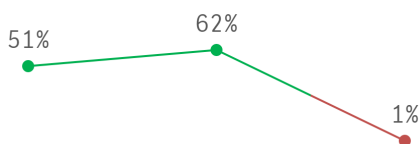
The Achievement domain measures performance on standardized assessments, including PSSA, Keystone Exams, ACCESS for ELLs, and reading assessments.



1.3%

## Progress: **INTERVENE (1%)**

The Progress domain measures growth on standardized assessments and progress towards graduation (for high schools only).



38.0%

## Climate: **INTERVENE (9%)**

The Climate domain measures school climate as well as student and parent/guardian engagement.



7.7%

# Alliance For Progress Charter School

School Code	W15	Report Type	K8
Sector	Charter	Grades in Report	K-8
Address	1821 N. Cecil B. Moore Ave., 19121	Enrollment	486
Phone/Fax	215-232-4892 / 215-232-4893	Admissions Category	Citywide
Website	www.afpcs.org	Turnaround Model	N/A

## Performance Tiers Legend

**INTERVENE (0-24%)**

**WATCH (25-49%)**

**REINFORCE (50-74%)**

**MODEL (75-100%)**

2016-2017    2017-2018    2018-2019    3-YEAR AVG

## OVERALL: **WATCH (32%)**

A school's overall score represents its combined performance on the Achievement, Progress, Climate, and College & Career (for high schools only) domains.



## Achievement: **WATCH (25%)**

The Achievement domain measures performance on standardized assessments, including PSSA, Keystone Exams, ACCESS for ELLs, and reading assessments.



## Progress: **INTERVENE (4%)**

The Progress domain measures growth on standardized assessments and progress towards graduation (for high schools only).



## Climate: **REINFORCE (71%)**

The Climate domain measures school climate as well as student and parent/guardian engagement.





# Andrew Hamilton School

School Code	129	Report Type	K8
Sector	District	Grades in Report	K-8
Address	5640 Spruce St., 19139	Enrollment	498
Phone/Fax	215-400-7650 / 215-400-7651	Admissions Category	Neighborhood
Website	philasd.org/hamilton	Turnaround Model	N/A

## Performance Tiers Legend

**INTERVENE (0-24%)**

**WATCH (25-49%)**

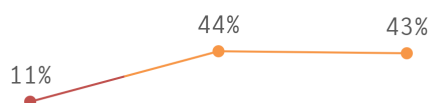
**REINFORCE (50-74%)**

**MODEL (75-100%)**

2016-2017    2017-2018    2018-2019    3-YEAR AVG

## OVERALL: **WATCH (43%)**

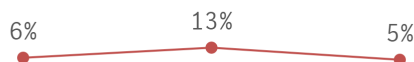
A school's overall score represents its combined performance on the Achievement, Progress, Climate, and College & Career (for high schools only) domains.



32.7%

## Achievement: **INTERVENE (5%)**

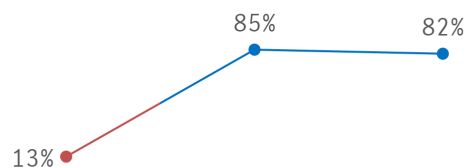
The Achievement domain measures performance on standardized assessments, including PSSA, Keystone Exams, ACCESS for ELLs, and reading assessments.



8.0%

## Progress: **MODEL (82%)**

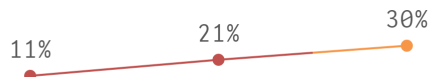
The Progress domain measures growth on standardized assessments and progress towards graduation (for high schools only).



60.0%

## Climate: **WATCH (30%)**

The Climate domain measures school climate as well as student and parent/guardian engagement.



20.7%

# Andrew J. Morrison School

School Code	739	Report Type	K8
Sector	District	Grades in Report	K-8
Address	5100 N. 3rd St., 19120	Enrollment	701
Phone/Fax	215-400-3780 / 215-400-3781	Admissions Category	Neighborhood
Website	philasd.org/morrison	Turnaround Model	N/A

## Performance Tiers Legend

INTERVENE (0-24%)     
 WATCH (25-49%)     
 REINFORCE (50-74%)     
 MODEL (75-100%)

2016-2017      2017-2018      2018-2019      3-YEAR AVG

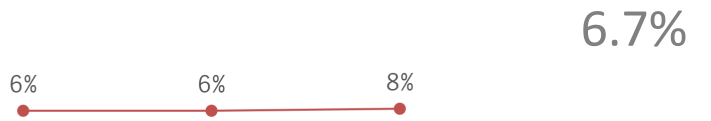
### OVERALL: WATCH (46%)

A school's overall score represents its combined performance on the Achievement, Progress, Climate, and College & Career (for high schools only) domains.



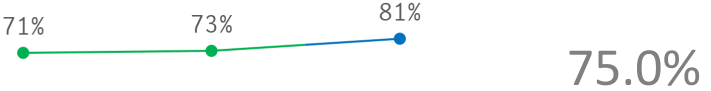
### Achievement: INTERVENE (8%)

The Achievement domain measures performance on standardized assessments, including PSSA, Keystone Exams, ACCESS for ELLs, and reading assessments.



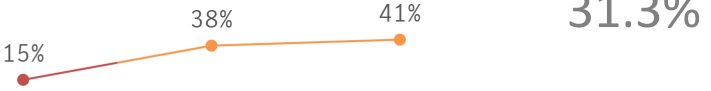
### Progress: MODEL (81%)

The Progress domain measures growth on standardized assessments and progress towards graduation (for high schools only).



### Climate: WATCH (41%)

The Climate domain measures school climate as well as student and parent/guardian engagement.



# Andrew Jackson School

School Code	251	Report Type	K8
Sector	District	Grades in Report	K-8
Address	1213 S. 12th St., 19147	Enrollment	588
Phone/Fax	215-400-7970 / 215-400-7971	Admissions Category	Neighborhood
Website	philasd.org/jackson	Turnaround Model	N/A

## Performance Tiers Legend

**INTERVENE (0-24%)**

**WATCH (25-49%)**

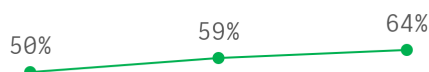
**REINFORCE (50-74%)**

**MODEL (75-100%)**

2016-2017    2017-2018    2018-2019    3-YEAR AVG

## OVERALL: **REINFORCE (64%)**

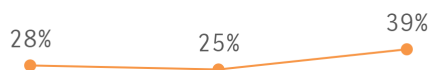
A school's overall score represents its combined performance on the Achievement, Progress, Climate, and College & Career (for high schools only) domains.



57.7%

## Achievement: **WATCH (39%)**

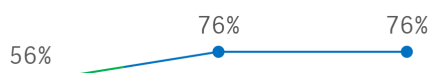
The Achievement domain measures performance on standardized assessments, including PSSA, Keystone Exams, ACCESS for ELLs, and reading assessments.



30.7%

## Progress: **MODEL (76%)**

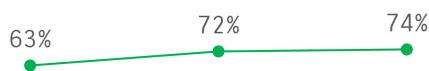
The Progress domain measures growth on standardized assessments and progress towards graduation (for high schools only).



69.3%

## Climate: **REINFORCE (74%)**

The Climate domain measures school climate as well as student and parent/guardian engagement.



69.7%

# Anna B. Day School

School Code	620	Report Type	K8
Sector	District	Grades in Report	K-8
Address	6324 Crittenden St., 19138	Enrollment	455
Phone/Fax	215-400-3520 / 215-400-3521	Admissions Category	Neighborhood
Website	philasd.org/abday	Turnaround Model	N/A

## Performance Tiers Legend

**INTERVENE (0-24%)**

**WATCH (25-49%)**

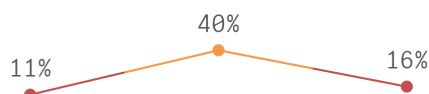
**REINFORCE (50-74%)**

**MODEL (75-100%)**

2016-2017    2017-2018    2018-2019    3-YEAR AVG

## OVERALL: **INTERVENE (16%)**

A school's overall score represents its combined performance on the Achievement, Progress, Climate, and College & Career (for high schools only) domains.



22.3%

## Achievement: **INTERVENE (10%)**

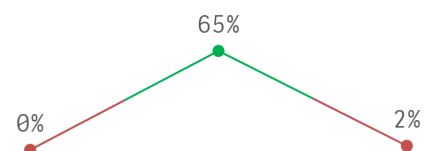
The Achievement domain measures performance on standardized assessments, including PSSA, Keystone Exams, ACCESS for ELLs, and reading assessments.



11.0%

## Progress: **INTERVENE (2%)**

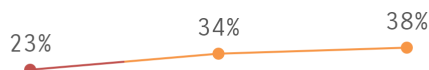
The Progress domain measures growth on standardized assessments and progress towards graduation (for high schools only).



22.3%

## Climate: **WATCH (38%)**

The Climate domain measures school climate as well as student and parent/guardian engagement.



31.7%

# Anna L. Lingelbach School

School Code	644	Report Type	K8
Sector	District	Grades in Report	K-8
Address	6340 Wayne Ave., 19144	Enrollment	408
Phone/Fax	215-400-3630 / 215-400-3631	Admissions Category	Neighborhood
Website	philasd.org/lingelbach	Turnaround Model	N/A

## Performance Tiers Legend

**INTERVENE (0-24%)**

**WATCH (25-49%)**

**REINFORCE (50-74%)**

**MODEL (75-100%)**

2016-2017    2017-2018    2018-2019    3-YEAR AVG

## OVERALL: **WATCH (35%)**

A school's overall score represents its combined performance on the Achievement, Progress, Climate, and College & Career (for high schools only) domains.



**34.7%**

## Achievement: **INTERVENE (17%)**

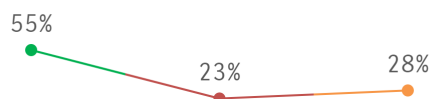
The Achievement domain measures performance on standardized assessments, including PSSA, Keystone Exams, ACCESS for ELLs, and reading assessments.



**15.0%**

## Progress: **WATCH (28%)**

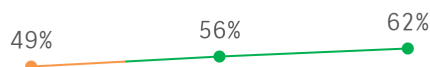
The Progress domain measures growth on standardized assessments and progress towards graduation (for high schools only).



**35.3%**

## Climate: **REINFORCE (62%)**

The Climate domain measures school climate as well as student and parent/guardian engagement.



**55.7%**

# Antonia Pantoja Charter School

School Code	W95	Report Type	K8
Sector	Charter	Grades in Report	K-8
Address	4101 N. American St., 19140	Enrollment	715
Phone/Fax	215-329-2733 / 215-329-2433	Admissions Category	Citywide
Website	pantojacharter.org/	Turnaround Model	N/A

## Performance Tiers Legend

**INTERVENE (0-24%)**

**WATCH (25-49%)**

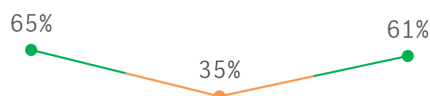
**REINFORCE (50-74%)**

**MODEL (75-100%)**

2016-2017    2017-2018    2018-2019    3-YEAR AVG

## OVERALL: **REINFORCE (61%)**

A school's overall score represents its combined performance on the Achievement, Progress, Climate, and College & Career (for high schools only) domains.



53.7%

## Achievement: **INTERVENE (24%)**

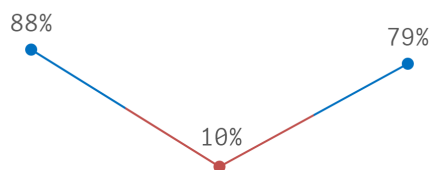
The Achievement domain measures performance on standardized assessments, including PSSA, Keystone Exams, ACCESS for ELLs, and reading assessments.



23.0%

## Progress: **MODEL (79%)**

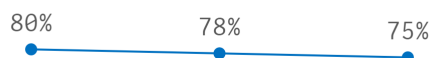
The Progress domain measures growth on standardized assessments and progress towards graduation (for high schools only).



59.0%

## Climate: **MODEL (75%)**

The Climate domain measures school climate as well as student and parent/guardian engagement.



77.7%

# Avery D. Harrington School

School Code	130	Report Type	K8
Sector	District	Grades in Report	K-8
Address	5300 Baltimore Ave., 19143	Enrollment	477
Phone/Fax	215-400-7920 / 215-400-7921	Admissions Category	Neighborhood
Website	philasd.org/harrington	Turnaround Model	N/A

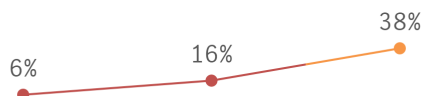
## Performance Tiers Legend

**INTERVENE (0-24%)**      **WATCH (25-49%)**      **REINFORCE (50-74%)**      **MODEL (75-100%)**

2016-2017      2017-2018      2018-2019      3-YEAR AVG

### OVERALL: **WATCH (38%)**

A school's overall score represents its combined performance on the Achievement, Progress, Climate, and College & Career (for high schools only) domains.



20.0%

### Achievement: **INTERVENE (8%)**

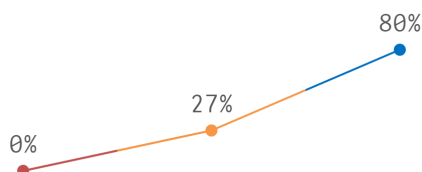
The Achievement domain measures performance on standardized assessments, including PSSA, Keystone Exams, ACCESS for ELLs, and reading assessments.



9.3%

### Progress: **MODEL (80%)**

The Progress domain measures growth on standardized assessments and progress towards graduation (for high schools only).



35.7%

### Climate: **INTERVENE (14%)**

The Climate domain measures school climate as well as student and parent/guardian engagement.



9.3%

# Bache-Martin School

School Code	221	Report Type	K8
Sector	District	Grades in Report	K-8
Address	2201 Brown St., 19130	Enrollment	464
Phone/Fax	215-400-7550 / 215-400-7551	Admissions Category	Neighborhood
Website	philasd.org/bachemartin	Turnaround Model	N/A

## Performance Tiers Legend

**INTERVENE (0-24%)**

**WATCH (25-49%)**

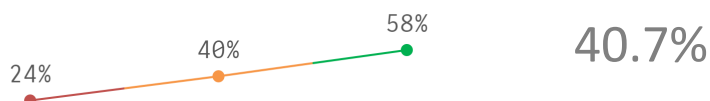
**REINFORCE (50-74%)**

**MODEL (75-100%)**

2016-2017    2017-2018    2018-2019    3-YEAR AVG

## OVERALL: **REINFORCE (58%)**

A school's overall score represents its combined performance on the Achievement, Progress, Climate, and College & Career (for high schools only) domains.



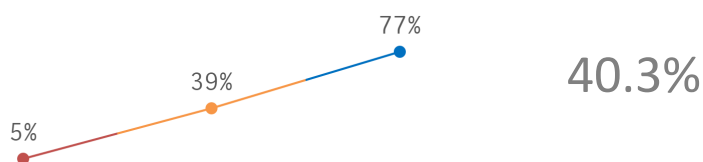
## Achievement: **WATCH (30%)**

The Achievement domain measures performance on standardized assessments, including PSSA, Keystone Exams, ACCESS for ELLs, and reading assessments.



## Progress: **MODEL (77%)**

The Progress domain measures growth on standardized assessments and progress towards graduation (for high schools only).



## Climate: **REINFORCE (64%)**

The Climate domain measures school climate as well as student and parent/guardian engagement.





# Belmont Charter School

School Code	W68	Report Type	K8
Sector	Charter	Grades in Report	K-8
Address	4030 Brown St., 19104	Enrollment	692
Phone/Fax	215-823-8208 / 215-823-8209	Admissions Category	Neighborhood
Website	www.belmontcharternetwork.org/bcs	Turnaround Model	N/A

## Performance Tiers Legend

**INTERVENE (0-24%)**

**WATCH (25-49%)**

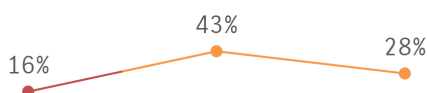
**REINFORCE (50-74%)**

**MODEL (75-100%)**

2016-2017    2017-2018    2018-2019    3-YEAR AVG

## OVERALL: **WATCH (28%)**

A school's overall score represents its combined performance on the Achievement, Progress, Climate, and College & Career (for high schools only) domains.



29.0%

## Achievement: **INTERVENE (15%)**

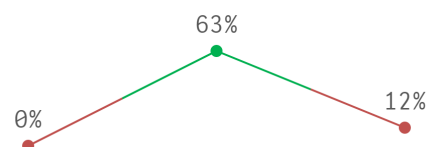
The Achievement domain measures performance on standardized assessments, including PSSA, Keystone Exams, ACCESS for ELLs, and reading assessments.



12.7%

## Progress: **INTERVENE (12%)**

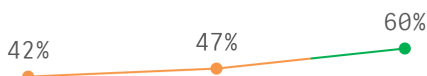
The Progress domain measures growth on standardized assessments and progress towards graduation (for high schools only).



25.0%

## Climate: **REINFORCE (60%)**

The Climate domain measures school climate as well as student and parent/guardian engagement.



49.7%

# Benjamin B. Comegys School

School Code	126	Report Type	K8
Sector	District	Grades in Report	K-8
Address	5100 Greenway Ave., 19143	Enrollment	485
Phone/Fax	215-400-7860 / 215-400-7861	Admissions Category	Neighborhood
Website	philasd.org/comegys	Turnaround Model	N/A

## Performance Tiers Legend

**INTERVENE (0-24%)**

**WATCH (25-49%)**

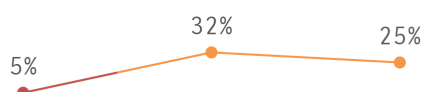
**REINFORCE (50-74%)**

**MODEL (75-100%)**

2016-2017    2017-2018    2018-2019    3-YEAR AVG

## OVERALL: **WATCH (25%)**

A school's overall score represents its combined performance on the Achievement, Progress, Climate, and College & Career (for high schools only) domains.



20.7%

## Achievement: **INTERVENE (4%)**

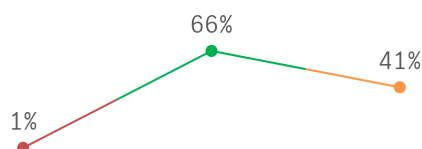
The Achievement domain measures performance on standardized assessments, including PSSA, Keystone Exams, ACCESS for ELLs, and reading assessments.



3.3%

## Progress: **WATCH (41%)**

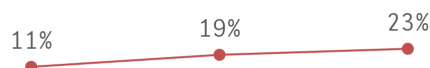
The Progress domain measures growth on standardized assessments and progress towards graduation (for high schools only).



36.0%

## Climate: **INTERVENE (23%)**

The Climate domain measures school climate as well as student and parent/guardian engagement.



17.7%

# Benjamin Franklin School

School Code	728	Report Type	K8
Sector	District	Grades in Report	K-8
Address	5735 Rising Sun Ave., 19120	Enrollment	916
Phone/Fax	215-400-3760 / 215-400-3761	Admissions Category	Neighborhood
Website	philasd.org/franklin	Turnaround Model	N/A

## Performance Tiers Legend

INTERVENE (0-24%)     
 WATCH (25-49%)     
 REINFORCE (50-74%)     
 MODEL (75-100%)

2016-2017      2017-2018      2018-2019      3-YEAR AVG

## OVERALL: REINFORCE (53%)

A school's overall score represents its combined performance on the Achievement, Progress, Climate, and College & Career (for high schools only) domains.



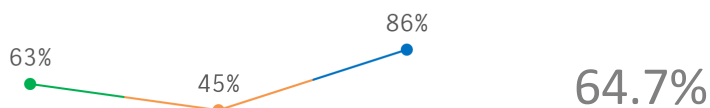
## Achievement: INTERVENE (11%)

The Achievement domain measures performance on standardized assessments, including PSSA, Keystone Exams, ACCESS for ELLs, and reading assessments.



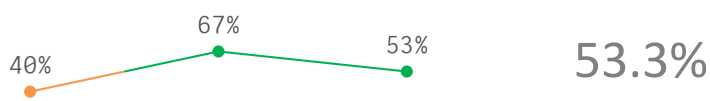
## Progress: MODEL (86%)

The Progress domain measures growth on standardized assessments and progress towards graduation (for high schools only).



## Climate: REINFORCE (53%)

The Climate domain measures school climate as well as student and parent/guardian engagement.



# Bridesburg School

School Code	747	Report Type	K8
Sector	District	Grades in Report	K-8
Address	2824 Jenks St., 19137	Enrollment	798
Phone/Fax	215-400-7240 / 215-400-7241	Admissions Category	Neighborhood
Website	philasd.org/bridesburg	Turnaround Model	N/A

## Performance Tiers Legend

INTERVENE (0-24%)     
 WATCH (25-49%)     
 REINFORCE (50-74%)     
 MODEL (75-100%)

2016-2017      2017-2018      2018-2019      3-YEAR AVG

### OVERALL: REINFORCE (56%)

A school's overall score represents its combined performance on the Achievement, Progress, Climate, and College & Career (for high schools only) domains.



### Achievement: WATCH (41%)

The Achievement domain measures performance on standardized assessments, including PSSA, Keystone Exams, ACCESS for ELLs, and reading assessments.



### Progress: REINFORCE (62%)

The Progress domain measures growth on standardized assessments and progress towards graduation (for high schools only).



### Climate: REINFORCE (63%)

The Climate domain measures school climate as well as student and parent/guardian engagement.



# Charles W. Henry School

School Code	625	Report Type	K8
Sector	District	Grades in Report	K-8
Address	601 Carpenter Ln., 19119	Enrollment	511
Phone/Fax	215-400-3480 / 215-400-3481	Admissions Category	Neighborhood
Website	philasd.org/henry	Turnaround Model	N/A

## Performance Tiers Legend

INTERVENE (0-24%)      WATCH (25-49%)      REINFORCE (50-74%)      MODEL (75-100%)

2016-2017      2017-2018      2018-2019      3-YEAR AVG

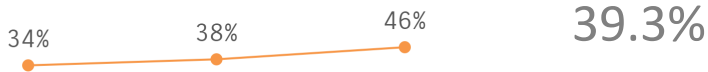
### OVERALL: REINFORCE (64%)

A school's overall score represents its combined performance on the Achievement, Progress, Climate, and College & Career (for high schools only) domains.



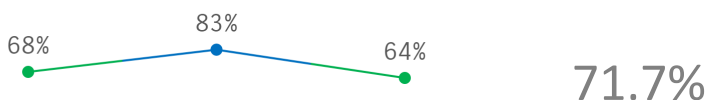
### Achievement: WATCH (46%)

The Achievement domain measures performance on standardized assessments, including PSSA, Keystone Exams, ACCESS for ELLs, and reading assessments.



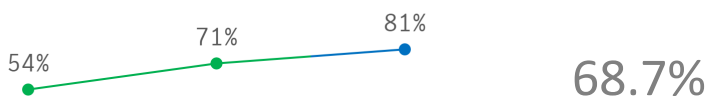
### Progress: REINFORCE (64%)

The Progress domain measures growth on standardized assessments and progress towards graduation (for high schools only).



### Climate: MODEL (81%)

The Climate domain measures school climate as well as student and parent/guardian engagement.



# Chester A. Arthur School

School Code	248	Report Type	K8
Sector	District	Grades in Report	K-8
Address	2000 Catharine St., 19146	Enrollment	272
Phone/Fax	215-400-7940 / 215-400-7941	Admissions Category	Neighborhood
Website	philasd.org/arthur	Turnaround Model	School Redesign Initiative

## Performance Tiers Legend

**INTERVENE (0-24%)**

**WATCH (25-49%)**

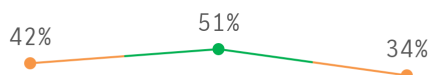
**REINFORCE (50-74%)**

**MODEL (75-100%)**

2016-2017    2017-2018    2018-2019    3-YEAR AVG

## OVERALL: **WATCH (34%)**

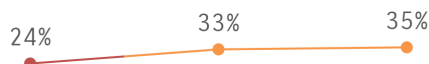
A school's overall score represents its combined performance on the Achievement, Progress, Climate, and College & Career (for high schools only) domains.



42.3%

## Achievement: **WATCH (35%)**

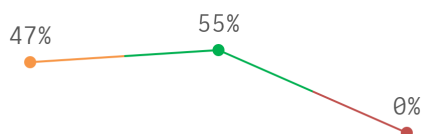
The Achievement domain measures performance on standardized assessments, including PSSA, Keystone Exams, ACCESS for ELLs, and reading assessments.



30.7%

## Progress: **INTERVENE (0%)**

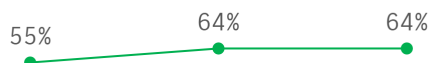
The Progress domain measures growth on standardized assessments and progress towards graduation (for high schools only).



34.0%

## Climate: **REINFORCE (64%)**

The Climate domain measures school climate as well as student and parent/guardian engagement.



61.0%

# Christopher Columbus Charter School

School Code	W06	Report Type	K8
Sector	Charter	Grades in Report	K-8
Address	916 Christian St., 19147	Enrollment	901
Phone/Fax	215-925-7400 / 215-925-7491	Admissions Category	Citywide
Website	christophercolumbus.comcastbiz.net	Turnaround Model	N/A

## Performance Tiers Legend

**INTERVENE (0-24%)**

**WATCH (25-49%)**

**REINFORCE (50-74%)**

**MODEL (75-100%)**

2016-2017    2017-2018    2018-2019    3-YEAR AVG

## OVERALL: **REINFORCE (59%)**

A school's overall score represents its combined performance on the Achievement, Progress, Climate, and College & Career (for high schools only) domains.



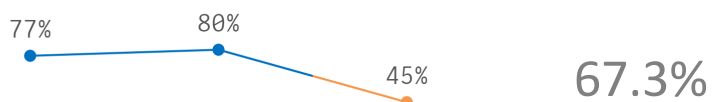
## Achievement: **REINFORCE (50%)**

The Achievement domain measures performance on standardized assessments, including PSSA, Keystone Exams, ACCESS for ELLs, and reading assessments.



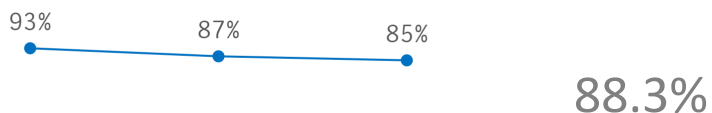
## Progress: **WATCH (45%)**

The Progress domain measures growth on standardized assessments and progress towards graduation (for high schools only).



## Climate: **MODEL (85%)**

The Climate domain measures school climate as well as student and parent/guardian engagement.



# Community Academy of Philadelphia Charter School

School Code	W01	Report Type	K8
Sector	Charter	Grades in Report	K-8
Address	1100 E. Erie Ave., 19124	Enrollment	614
Phone/Fax	215-533-6700 / 215-533-6722	Admissions Category	Citywide
Website	www.communityacademy.org	Turnaround Model	N/A

## Performance Tiers Legend

**INTERVENE (0-24%)**

**WATCH (25-49%)**

**REINFORCE (50-74%)**

**MODEL (75-100%)**

2016-2017    2017-2018    2018-2019    3-YEAR AVG

## OVERALL: **REINFORCE (50%)**

A school's overall score represents its combined performance on the Achievement, Progress, Climate, and College & Career (for high schools only) domains.



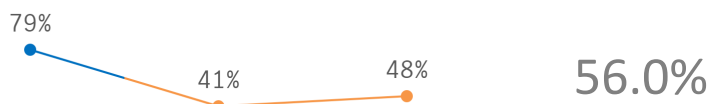
## Achievement: **WATCH (28%)**

The Achievement domain measures performance on standardized assessments, including PSSA, Keystone Exams, ACCESS for ELLs, and reading assessments.



## Progress: **WATCH (48%)**

The Progress domain measures growth on standardized assessments and progress towards graduation (for high schools only).



## Climate: **REINFORCE (74%)**

The Climate domain measures school climate as well as student and parent/guardian engagement.





# Cook-Wissahickon School

School Code	641	Report Type	K8
Sector	District	Grades in Report	K-8
Address	201 E. Salignac St., 19128	Enrollment	488
Phone/Fax	215-400-3430 / 215-400-3431	Admissions Category	Neighborhood
Website	philasd.org/cookwissahickon	Turnaround Model	N/A

## Performance Tiers Legend

INTERVENE (0-24%)     
 WATCH (25-49%)     
 REINFORCE (50-74%)     
 MODEL (75-100%)

2016-2017    2017-2018    2018-2019    3-YEAR AVG

## OVERALL: REINFORCE (52%)

A school's overall score represents its combined performance on the Achievement, Progress, Climate, and College & Career (for high schools only) domains.



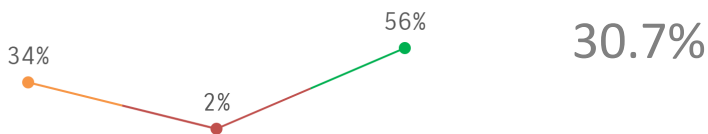
## Achievement: WATCH (31%)

The Achievement domain measures performance on standardized assessments, including PSSA, Keystone Exams, ACCESS for ELLs, and reading assessments.



## Progress: REINFORCE (56%)

The Progress domain measures growth on standardized assessments and progress towards graduation (for high schools only).



## Climate: REINFORCE (67%)

The Climate domain measures school climate as well as student and parent/guardian engagement.



## D. Newlin Fell School

School Code	219	Report Type	K8
Sector	District	Grades in Report	K-8
Address	900 W. Oregon Ave., 19148	Enrollment	570
Phone/Fax	215-400-8260 / 215-400-8261	Admissions Category	Neighborhood
Website	philasd.org/fell	Turnaround Model	N/A

### Performance Tiers Legend

INTERVENE (0-24%)

WATCH (25-49%)

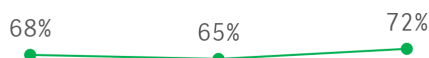
REINFORCE (50-74%)

MODEL (75-100%)

2016-2017    2017-2018    2018-2019    3-YEAR AVG

### OVERALL: REINFORCE (72%)

A school's overall score represents its combined performance on the Achievement, Progress, Climate, and College & Career (for high schools only) domains.



68.3%

### Achievement: WATCH (47%)

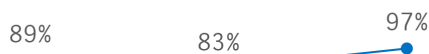
The Achievement domain measures performance on standardized assessments, including PSSA, Keystone Exams, ACCESS for ELLs, and reading assessments.



45.3%

### Progress: MODEL (97%)

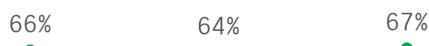
The Progress domain measures growth on standardized assessments and progress towards graduation (for high schools only).



89.7%

### Climate: REINFORCE (67%)

The Climate domain measures school climate as well as student and parent/guardian engagement.



65.7%

# Delaplaine McDaniel School

School Code	237	Report Type	K8
Sector	District	Grades in Report	K-8
Address	1801 S. 22nd St., 19145	Enrollment	380
Phone/Fax	215-400-8220 / 215-400-8221	Admissions Category	Neighborhood
Website	philasd.org/mcdaniel	Turnaround Model	N/A

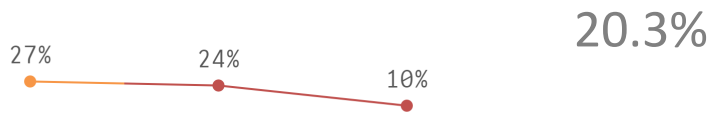
## Performance Tiers Legend

INTERVENE (0-24%)     
 WATCH (25-49%)     
 REINFORCE (50-74%)     
 MODEL (75-100%)

2016-2017      2017-2018      2018-2019      3-YEAR AVG

### OVERALL: INTERVENE (10%)

A school's overall score represents its combined performance on the Achievement, Progress, Climate, and College & Career (for high schools only) domains.



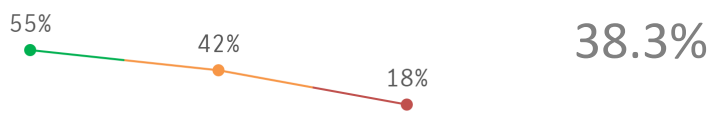
### Achievement: INTERVENE (3%)

The Achievement domain measures performance on standardized assessments, including PSSA, Keystone Exams, ACCESS for ELLs, and reading assessments.



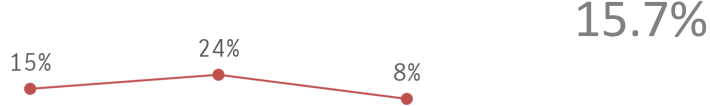
### Progress: INTERVENE (18%)

The Progress domain measures growth on standardized assessments and progress towards graduation (for high schools only).



### Climate: INTERVENE (8%)

The Climate domain measures school climate as well as student and parent/guardian engagement.



# Discovery Charter School

School Code	W72	Report Type	K8
Sector	Charter	Grades in Report	K-8
Address	4700 Parkside Ave., 19131	Enrollment	629
Phone/Fax	215-879-8182 / 215-879-9510	Admissions Category	Citywide
Website	www.discoverycharterschool.com	Turnaround Model	N/A

## Performance Tiers Legend

**INTERVENE (0-24%)**

**WATCH (25-49%)**

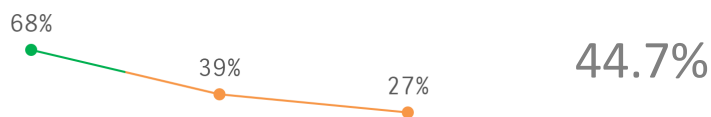
**REINFORCE (50-74%)**

**MODEL (75-100%)**

2016-2017    2017-2018    2018-2019    3-YEAR AVG

### OVERALL: **WATCH (27%)**

A school's overall score represents its combined performance on the Achievement, Progress, Climate, and College & Career (for high schools only) domains.



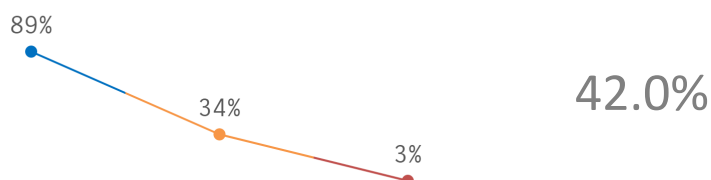
### Achievement: **INTERVENE (18%)**

The Achievement domain measures performance on standardized assessments, including PSSA, Keystone Exams, ACCESS for ELLs, and reading assessments.



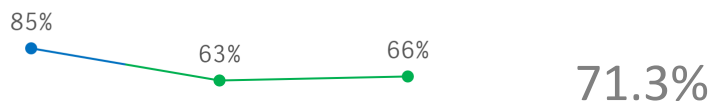
### Progress: **INTERVENE (3%)**

The Progress domain measures growth on standardized assessments and progress towards graduation (for high schools only).



### Climate: **REINFORCE (66%)**

The Climate domain measures school climate as well as student and parent/guardian engagement.



# Dr. Ethel Allen School

School Code	444	Report Type	K8
Sector	District	Grades in Report	K-8
Address	3200 W. Lehigh Ave., 19132	Enrollment	447
Phone/Fax	215-400-7040 / 215-400-7041	Admissions Category	Neighborhood
Website	philasd.org/ethelallen	Turnaround Model	Acceleration

## Performance Tiers Legend

**INTERVENE (0-24%)**

**WATCH (25-49%)**

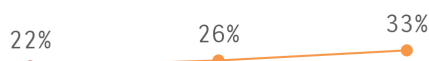
**REINFORCE (50-74%)**

**MODEL (75-100%)**

2016-2017    2017-2018    2018-2019    3-YEAR AVG

## OVERALL: **WATCH (33%)**

A school's overall score represents its combined performance on the Achievement, Progress, Climate, and College & Career (for high schools only) domains.



27.0%

## Achievement: **INTERVENE (4%)**

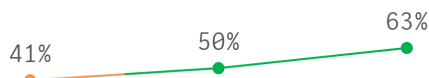
The Achievement domain measures performance on standardized assessments, including PSSA, Keystone Exams, ACCESS for ELLs, and reading assessments.



3.0%

## Progress: **REINFORCE (63%)**

The Progress domain measures growth on standardized assessments and progress towards graduation (for high schools only).



51.3%

## Climate: **INTERVENE (23%)**

The Climate domain measures school climate as well as student and parent/guardian engagement.



19.0%

## E. Washington Rhodes School

School Code	435	Report Type	K8
Sector	District	Grades in Report	K-8
Address	2900 W. Clearfield St., 19132	Enrollment	498
Phone/Fax	215-400-7060 / 215-400-7061	Admissions Category	Neighborhood
Website	philasd.org/rhodes	Turnaround Model	Acceleration

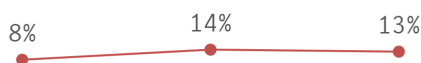
### Performance Tiers Legend

INTERVENE (0-24%)     
 WATCH (25-49%)     
 REINFORCE (50-74%)     
 MODEL (75-100%)

2016-2017      2017-2018      2018-2019      3-YEAR AVG

### OVERALL: INTERVENE (13%)

A school's overall score represents its combined performance on the Achievement, Progress, Climate, and College & Career (for high schools only) domains.



11.7%

### Achievement: INTERVENE (0%)

The Achievement domain measures performance on standardized assessments, including PSSA, Keystone Exams, ACCESS for ELLs, and reading assessments.



1.3%

### Progress: INTERVENE (12%)

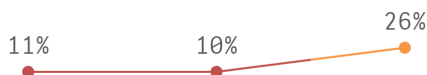
The Progress domain measures growth on standardized assessments and progress towards graduation (for high schools only).



15.7%

### Climate: WATCH (26%)

The Climate domain measures school climate as well as student and parent/guardian engagement.



15.7%

# Edward Gideon School

School Code	453	Report Type	K8
Sector	District	Grades in Report	K-8
Address	2817 W. Glenwood Ave., 19121	Enrollment	257
Phone/Fax	215-400-7360 / 215-400-7361	Admissions Category	Neighborhood
Website	philasd.org/gideon	Turnaround Model	N/A

## Performance Tiers Legend

**INTERVENE (0-24%)**

**WATCH (25-49%)**

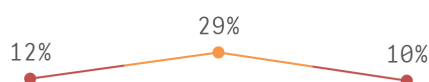
**REINFORCE (50-74%)**

**MODEL (75-100%)**

2016-2017    2017-2018    2018-2019    3-YEAR AVG

## OVERALL: **INTERVENE (10%)**

A school's overall score represents its combined performance on the Achievement, Progress, Climate, and College & Career (for high schools only) domains.



17.0%

## Achievement: **INTERVENE (0%)**

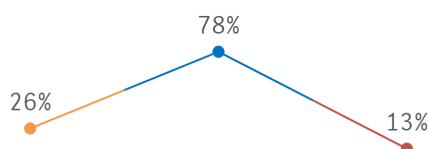
The Achievement domain measures performance on standardized assessments, including PSSA, Keystone Exams, ACCESS for ELLs, and reading assessments.



1.7%

## Progress: **INTERVENE (13%)**

The Progress domain measures growth on standardized assessments and progress towards graduation (for high schools only).



39.0%

## Climate: **INTERVENE (17%)**

The Climate domain measures school climate as well as student and parent/guardian engagement.



10.3%

# Edward Heston School

School Code	430	Report Type	K8
Sector	District	Grades in Report	K-8
Address	1621 N. 54th St., 19131	Enrollment	489
Phone/Fax	215-400-7290 / 215-400-7291	Admissions Category	Neighborhood
Website	philasd.org/heston	Turnaround Model	Acceleration

## Performance Tiers Legend

INTERVENE (0-24%)     
 WATCH (25-49%)     
 REINFORCE (50-74%)     
 MODEL (75-100%)

2016-2017      2017-2018      2018-2019      3-YEAR AVG

### OVERALL: INTERVENE (7%)

A school's overall score represents its combined performance on the Achievement, Progress, Climate, and College & Career (for high schools only) domains.



7.3%

### Achievement: INTERVENE (4%)

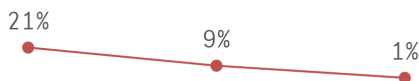
The Achievement domain measures performance on standardized assessments, including PSSA, Keystone Exams, ACCESS for ELLs, and reading assessments.



3.3%

### Progress: INTERVENE (1%)

The Progress domain measures growth on standardized assessments and progress towards graduation (for high schools only).



10.3%

### Climate: INTERVENE (18%)

The Climate domain measures school climate as well as student and parent/guardian engagement.



9.3%



# Edward T. Steel School

School Code	639	Report Type	K8
Sector	District	Grades in Report	K-8
Address	4301 Wayne Ave., 19140	Enrollment	514
Phone/Fax	215-400-3910 / 215-400-3911	Admissions Category	Neighborhood
Website	philasd.org/steel	Turnaround Model	N/A

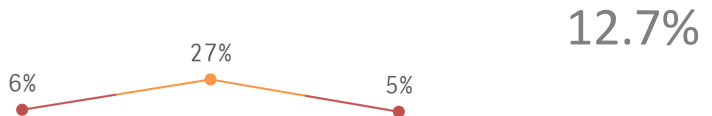
## Performance Tiers Legend

INTERVENE (0-24%)     
 WATCH (25-49%)     
 REINFORCE (50-74%)     
 MODEL (75-100%)

2016-2017      2017-2018      2018-2019      3-YEAR AVG

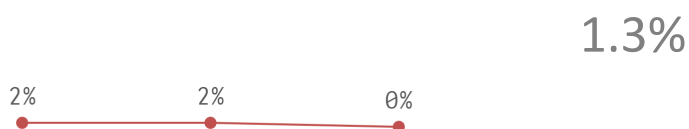
### OVERALL: INTERVENE (5%)

A school's overall score represents its combined performance on the Achievement, Progress, Climate, and College & Career (for high schools only) domains.



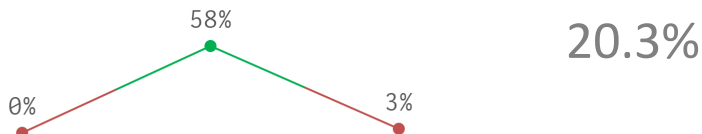
### Achievement: INTERVENE (0%)

The Achievement domain measures performance on standardized assessments, including PSSA, Keystone Exams, ACCESS for ELLs, and reading assessments.



### Progress: INTERVENE (3%)

The Progress domain measures growth on standardized assessments and progress towards graduation (for high schools only).



### Climate: INTERVENE (10%)

The Climate domain measures school climate as well as student and parent/guardian engagement.



# Edwin M. Stanton School

School Code	245	Report Type	K8
Sector	District	Grades in Report	K-8
Address	901 S. 17th St., 19146	Enrollment	305
Phone/Fax	215-400-7960 / 215-400-7961	Admissions Category	Neighborhood
Website	philasd.org/emstanton	Turnaround Model	N/A

## Performance Tiers Legend

**INTERVENE (0-24%)**

**WATCH (25-49%)**

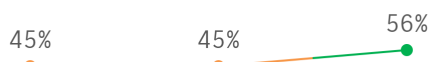
**REINFORCE (50-74%)**

**MODEL (75-100%)**

2016-2017    2017-2018    2018-2019    3-YEAR AVG

## OVERALL: **REINFORCE (56%)**

A school's overall score represents its combined performance on the Achievement, Progress, Climate, and College & Career (for high schools only) domains.



**48.7%**

## Achievement: **INTERVENE (20%)**

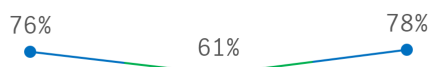
The Achievement domain measures performance on standardized assessments, including PSSA, Keystone Exams, ACCESS for ELLs, and reading assessments.



**17.7%**

## Progress: **MODEL (78%)**

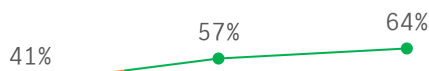
The Progress domain measures growth on standardized assessments and progress towards graduation (for high schools only).



**71.7%**

## Climate: **REINFORCE (64%)**

The Climate domain measures school climate as well as student and parent/guardian engagement.



**54.0%**

## Eliza B. Kirkbride School

School Code	258	Report Type	K8
Sector	District	Grades in Report	K-8
Address	1501 S. 7th St., 19147	Enrollment	553
Phone/Fax	215-400-7980 / 215-400-7981	Admissions Category	Neighborhood
Website	philasd.org/kirkbride	Turnaround Model	N/A

### Performance Tiers Legend

**INTERVENE (0-24%)**

**WATCH (25-49%)**

**REINFORCE (50-74%)**

**MODEL (75-100%)**

2016-2017    2017-2018    2018-2019    3-YEAR AVG

### OVERALL: **REINFORCE (67%)**

A school's overall score represents its combined performance on the Achievement, Progress, Climate, and College & Career (for high schools only) domains.



65.7%

### Achievement: **WATCH (44%)**

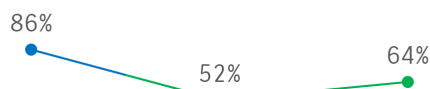
The Achievement domain measures performance on standardized assessments, including PSSA, Keystone Exams, ACCESS for ELLs, and reading assessments.



43.0%

### Progress: **REINFORCE (64%)**

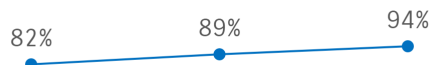
The Progress domain measures growth on standardized assessments and progress towards graduation (for high schools only).



67.3%

### Climate: **MODEL (94%)**

The Climate domain measures school climate as well as student and parent/guardian engagement.



88.3%

# Ethan Allen School

School Code	820	Report Type	K8
Sector	District	Grades in Report	K-8
Address	6329 Battersby St., 19149	Enrollment	998
Phone/Fax	215-400-3270 / 215-400-3271	Admissions Category	Neighborhood
Website	philasd.org/ethanallen	Turnaround Model	N/A

## Performance Tiers Legend

**INTERVENE (0-24%)**

**WATCH (25-49%)**

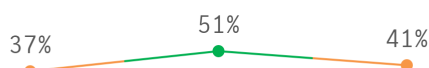
**REINFORCE (50-74%)**

**MODEL (75-100%)**

2016-2017    2017-2018    2018-2019    3-YEAR AVG

## OVERALL: **WATCH (41%)**

A school's overall score represents its combined performance on the Achievement, Progress, Climate, and College & Career (for high schools only) domains.



43.0%

## Achievement: **INTERVENE (11%)**

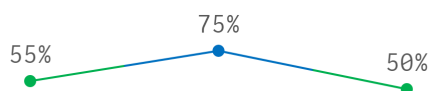
The Achievement domain measures performance on standardized assessments, including PSSA, Keystone Exams, ACCESS for ELLs, and reading assessments.



12.7%

## Progress: **REINFORCE (50%)**

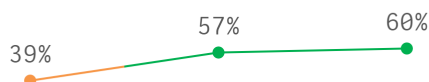
The Progress domain measures growth on standardized assessments and progress towards graduation (for high schools only).



60.0%

## Climate: **REINFORCE (60%)**

The Climate domain measures school climate as well as student and parent/guardian engagement.



52.0%

# Eugenio Maria De Hostos Charter School

School Code	W07	Report Type	K8
Sector	Charter	Grades in Report	K-8
Address	6301 N. 2nd St., 19120	Enrollment	504
Phone/Fax	215-324-7012 / 215-324-7017	Admissions Category	Citywide
Website	hostoscharter.org/	Turnaround Model	N/A

## Performance Tiers Legend

**INTERVENE (0-24%)**

**WATCH (25-49%)**

**REINFORCE (50-74%)**

**MODEL (75-100%)**

2016-2017    2017-2018    2018-2019    3-YEAR AVG

## OVERALL: **REINFORCE (65%)**

A school's overall score represents its combined performance on the Achievement, Progress, Climate, and College & Career (for high schools only) domains.



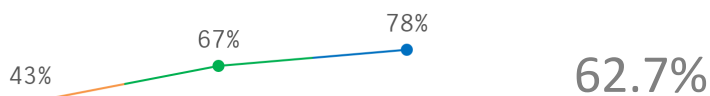
## Achievement: **WATCH (40%)**

The Achievement domain measures performance on standardized assessments, including PSSA, Keystone Exams, ACCESS for ELLs, and reading assessments.



## Progress: **MODEL (78%)**

The Progress domain measures growth on standardized assessments and progress towards graduation (for high schools only).



## Climate: **MODEL (75%)**

The Climate domain measures school climate as well as student and parent/guardian engagement.



## F. Amedee Bregy School

School Code	224	Report Type	K8
Sector	District	Grades in Report	K-8
Address	1700 Bigler St., 19145	Enrollment	334
Phone/Fax	215-400-8210 / 215-400-8211	Admissions Category	Neighborhood
Website	philasd.org/bregy	Turnaround Model	N/A

### Performance Tiers Legend

**INTERVENE (0-24%)**

**WATCH (25-49%)**

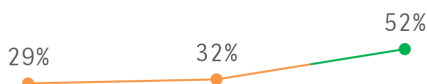
**REINFORCE (50-74%)**

**MODEL (75-100%)**

2016-2017    2017-2018    2018-2019    3-YEAR AVG

### OVERALL: **REINFORCE (52%)**

A school's overall score represents its combined performance on the Achievement, Progress, Climate, and College & Career (for high schools only) domains.



37.7%

### Achievement: **INTERVENE (15%)**

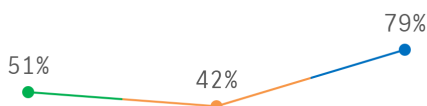
The Achievement domain measures performance on standardized assessments, including PSSA, Keystone Exams, ACCESS for ELLs, and reading assessments.



11.3%

### Progress: **MODEL (79%)**

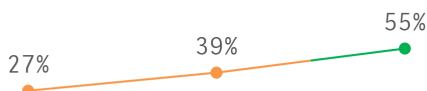
The Progress domain measures growth on standardized assessments and progress towards graduation (for high schools only).



57.3%

### Climate: **REINFORCE (55%)**

The Climate domain measures school climate as well as student and parent/guardian engagement.



40.3%

# First Philadelphia Preparatory Charter School

School Code	W64	Report Type	K8
Sector	Charter	Grades in Report	K-8
Address	4300 Tacony St., 19124	Enrollment	1491
Phone/Fax	215-743-3100 / 215-743-9877	Admissions Category	Citywide With Criteria
Website	www.ap-schools.org/First-Phila-Prep	Turnaround Model	N/A

## Performance Tiers Legend

**INTERVENE (0-24%)**

**WATCH (25-49%)**

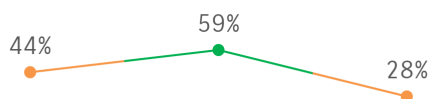
**REINFORCE (50-74%)**

**MODEL (75-100%)**

2016-2017    2017-2018    2018-2019    3-YEAR AVG

## OVERALL: **WATCH (28%)**

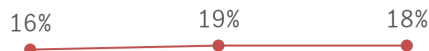
A school's overall score represents its combined performance on the Achievement, Progress, Climate, and College & Career (for high schools only) domains.



43.7%

## Achievement: **INTERVENE (18%)**

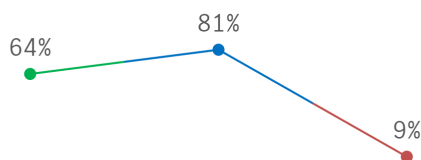
The Achievement domain measures performance on standardized assessments, including PSSA, Keystone Exams, ACCESS for ELLs, and reading assessments.



17.7%

## Progress: **INTERVENE (9%)**

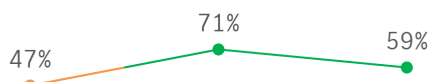
The Progress domain measures growth on standardized assessments and progress towards graduation (for high schools only).



51.3%

## Climate: **REINFORCE (59%)**

The Climate domain measures school climate as well as student and parent/guardian engagement.



59.0%

# Fitler Academics Plus School

School Code	623	Report Type	K8
Sector	District	Grades in Report	K-8
Address	140 W. Seymour St., 19144	Enrollment	256
Phone/Fax	215-400-3610 / 215-400-3611	Admissions Category	Citywide
Website	philasd.org/fitler	Turnaround Model	N/A

## Performance Tiers Legend

**INTERVENE (0-24%)**

**WATCH (25-49%)**

**REINFORCE (50-74%)**

**MODEL (75-100%)**

2016-2017    2017-2018    2018-2019    3-YEAR AVG

## OVERALL: **WATCH (45%)**

A school's overall score represents its combined performance on the Achievement, Progress, Climate, and College & Career (for high schools only) domains.



## Achievement: **INTERVENE (21%)**

The Achievement domain measures performance on standardized assessments, including PSSA, Keystone Exams, ACCESS for ELLs, and reading assessments.



## Progress: **WATCH (39%)**

The Progress domain measures growth on standardized assessments and progress towards graduation (for high schools only).



## Climate: **MODEL (75%)**

The Climate domain measures school climate as well as student and parent/guardian engagement.





# Folk Arts-Cultural Treasures Charter School

School Code	W84	Report Type	K8
Sector	Charter	Grades in Report	K-8
Address	1023 Callowhill St., 19123	Enrollment	511
Phone/Fax	215-569-2600 / 215-569-3985	Admissions Category	Citywide
Website	www.factschool.org	Turnaround Model	N/A

## Performance Tiers Legend

INTERVENE (0-24%)

WATCH (25-49%)

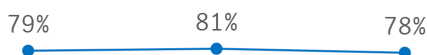
REINFORCE (50-74%)

MODEL (75-100%)

2016-2017    2017-2018    2018-2019    3-YEAR AVG

### OVERALL: MODEL (78%)

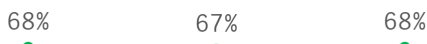
A school's overall score represents its combined performance on the Achievement, Progress, Climate, and College & Career (for high schools only) domains.



79.3%

### Achievement: REINFORCE (68%)

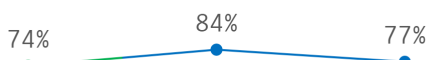
The Achievement domain measures performance on standardized assessments, including PSSA, Keystone Exams, ACCESS for ELLs, and reading assessments.



67.7%

### Progress: MODEL (77%)

The Progress domain measures growth on standardized assessments and progress towards graduation (for high schools only).



78.3%

### Climate: MODEL (90%)

The Climate domain measures school climate as well as student and parent/guardian engagement.



92.3%

# Francis Hopkinson School

School Code	730	Report Type	K8
Sector	District	Grades in Report	K-8
Address	4001 L St., 19124	Enrollment	912
Phone/Fax	215-400-3970 / 215-400-3971	Admissions Category	Neighborhood
Website	philasd.org/hopkinson	Turnaround Model	N/A

## Performance Tiers Legend

**INTERVENE (0-24%)**

**WATCH (25-49%)**

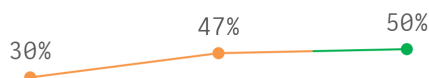
**REINFORCE (50-74%)**

**MODEL (75-100%)**

2016-2017    2017-2018    2018-2019    3-YEAR AVG

## OVERALL: **REINFORCE (50%)**

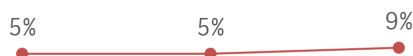
A school's overall score represents its combined performance on the Achievement, Progress, Climate, and College & Career (for high schools only) domains.



42.3%

## Achievement: **INTERVENE (9%)**

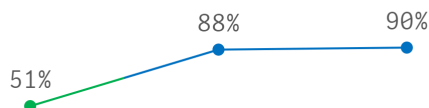
The Achievement domain measures performance on standardized assessments, including PSSA, Keystone Exams, ACCESS for ELLs, and reading assessments.



6.3%

## Progress: **MODEL (90%)**

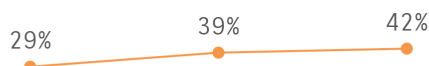
The Progress domain measures growth on standardized assessments and progress towards graduation (for high schools only).



76.3%

## Climate: **WATCH (42%)**

The Climate domain measures school climate as well as student and parent/guardian engagement.



36.7%

# Franklin S. Edmonds School

School Code	621	Report Type	K8
Sector	District	Grades in Report	K-8
Address	8025 Thouron Ave., 19150	Enrollment	618
Phone/Fax	215-400-3370 / 215-400-3371	Admissions Category	Neighborhood
Website	philasd.org/edmonds	Turnaround Model	N/A

## Performance Tiers Legend

**INTERVENE (0-24%)**

**WATCH (25-49%)**

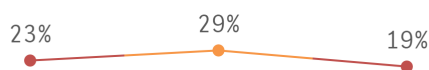
**REINFORCE (50-74%)**

**MODEL (75-100%)**

2016-2017    2017-2018    2018-2019    3-YEAR AVG

## OVERALL: **INTERVENE (19%)**

A school's overall score represents its combined performance on the Achievement, Progress, Climate, and College & Career (for high schools only) domains.



23.7%

## Achievement: **INTERVENE (8%)**

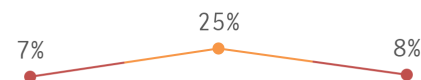
The Achievement domain measures performance on standardized assessments, including PSSA, Keystone Exams, ACCESS for ELLs, and reading assessments.



13.7%

## Progress: **INTERVENE (8%)**

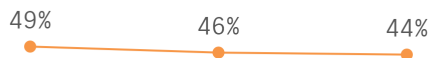
The Progress domain measures growth on standardized assessments and progress towards graduation (for high schools only).



13.3%

## Climate: **WATCH (44%)**

The Climate domain measures school climate as well as student and parent/guardian engagement.



46.3%

# Franklin Towne Charter Elementary School

School Code	X03	Report Type	K8
Sector	Charter	Grades in Report	K-8
Address	4259 Richmond St., 19137	Enrollment	948
Phone/Fax	215-289-3389 / 215-288-4041	Admissions Category	Citywide With Criteria
Website	es.franklintowne.org	Turnaround Model	N/A

## Performance Tiers Legend

**INTERVENE (0-24%)**

**WATCH (25-49%)**

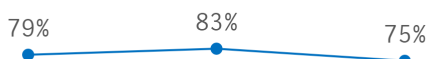
**REINFORCE (50-74%)**

**MODEL (75-100%)**

2016-2017    2017-2018    2018-2019    3-YEAR AVG

### OVERALL: **MODEL (75%)**

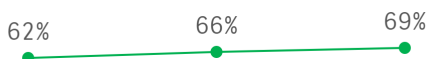
A school's overall score represents its combined performance on the Achievement, Progress, Climate, and College & Career (for high schools only) domains.



79.0%

### Achievement: **REINFORCE (69%)**

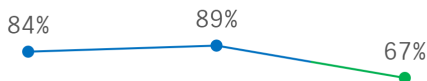
The Achievement domain measures performance on standardized assessments, including PSSA, Keystone Exams, ACCESS for ELLs, and reading assessments.



65.7%

### Progress: **REINFORCE (67%)**

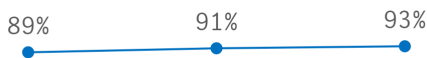
The Progress domain measures growth on standardized assessments and progress towards graduation (for high schools only).



80.0%

### Climate: **MODEL (93%)**

The Climate domain measures school climate as well as student and parent/guardian engagement.



91.0%

# General George A. McCall School

School Code	234	Report Type	K8
Sector	District	Grades in Report	K-8
Address	325 S. 7th St., 19106	Enrollment	711
Phone/Fax	215-400-7840 / 215-400-7841	Admissions Category	Neighborhood
Website	philasd.org/mccall	Turnaround Model	N/A

## Performance Tiers Legend

INTERVENE (0-24%)

WATCH (25-49%)

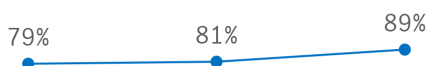
REINFORCE (50-74%)

MODEL (75-100%)

2016-2017    2017-2018    2018-2019    3-YEAR AVG

### OVERALL: MODEL (89%)

A school's overall score represents its combined performance on the Achievement, Progress, Climate, and College & Career (for high schools only) domains.



83.0%

### Achievement: REINFORCE (74%)

The Achievement domain measures performance on standardized assessments, including PSSA, Keystone Exams, ACCESS for ELLs, and reading assessments.



71.0%

### Progress: MODEL (97%)

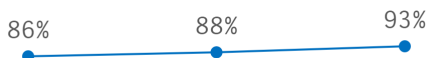
The Progress domain measures growth on standardized assessments and progress towards graduation (for high schools only).



87.7%

### Climate: MODEL (93%)

The Climate domain measures school climate as well as student and parent/guardian engagement.



89.0%

# General George G. Meade School

School Code	457	Report Type	K8
Sector	District	Grades in Report	K-8
Address	1600 N. 18th St., 19121	Enrollment	389
Phone/Fax	215-400-7310 / 215-400-7311	Admissions Category	Neighborhood
Website	philasd.org/meade	Turnaround Model	N/A

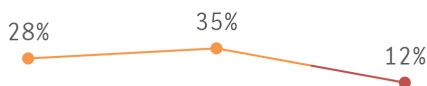
## Performance Tiers Legend

INTERVENE (0-24%)    
 WATCH (25-49%)    
 REINFORCE (50-74%)    
 MODEL (75-100%)

2016-2017    2017-2018    2018-2019    3-YEAR AVG

### OVERALL: INTERVENE (12%)

A school's overall score represents its combined performance on the Achievement, Progress, Climate, and College & Career (for high schools only) domains.



25.0%

### Achievement: INTERVENE (1%)

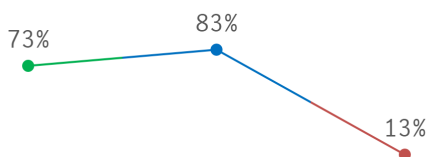
The Achievement domain measures performance on standardized assessments, including PSSA, Keystone Exams, ACCESS for ELLs, and reading assessments.



2.0%

### Progress: INTERVENE (13%)

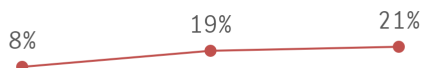
The Progress domain measures growth on standardized assessments and progress towards graduation (for high schools only).



56.3%

### Climate: INTERVENE (21%)

The Climate domain measures school climate as well as student and parent/guardian engagement.



16.0%

# General Philip Kearny School

School Code	548	Report Type	K8
Sector	District	Grades in Report	K-8
Address	601 Fairmount Ave., 19123	Enrollment	294
Phone/Fax	215-400-7590 / 215-400-7591	Admissions Category	Neighborhood
Website	philasd.org/kearny	Turnaround Model	N/A

## Performance Tiers Legend

INTERVENE (0-24%)     
 WATCH (25-49%)     
 REINFORCE (50-74%)     
 MODEL (75-100%)

2016-2017      2017-2018      2018-2019      3-YEAR AVG

### OVERALL: WATCH (32%)

A school's overall score represents its combined performance on the Achievement, Progress, Climate, and College & Career (for high schools only) domains.



27.3%

### Achievement: INTERVENE (13%)

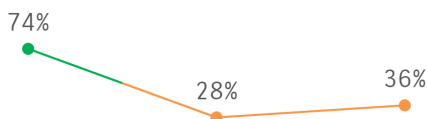
The Achievement domain measures performance on standardized assessments, including PSSA, Keystone Exams, ACCESS for ELLs, and reading assessments.



9.7%

### Progress: WATCH (36%)

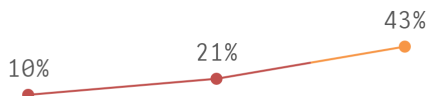
The Progress domain measures growth on standardized assessments and progress towards graduation (for high schools only).



46.0%

### Climate: WATCH (43%)

The Climate domain measures school climate as well as student and parent/guardian engagement.



24.7%

# George W. Childs School

School Code	226	Report Type	K8
Sector	District	Grades in Report	K-8
Address	1599 Wharton St., 19146	Enrollment	532
Phone/Fax	215-400-7950 / 215-400-7951	Admissions Category	Neighborhood
Website	philasd.org/childs	Turnaround Model	N/A

## Performance Tiers Legend

INTERVENE (0-24%)     
 WATCH (25-49%)     
 REINFORCE (50-74%)     
 MODEL (75-100%)

2016-2017      2017-2018      2018-2019      3-YEAR AVG

### OVERALL: WATCH (43%)

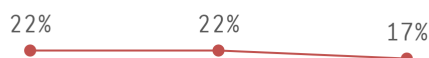
A school's overall score represents its combined performance on the Achievement, Progress, Climate, and College & Career (for high schools only) domains.



39.7%

### Achievement: INTERVENE (17%)

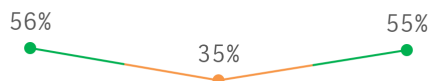
The Achievement domain measures performance on standardized assessments, including PSSA, Keystone Exams, ACCESS for ELLs, and reading assessments.



20.3%

### Progress: REINFORCE (55%)

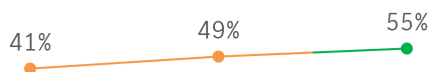
The Progress domain measures growth on standardized assessments and progress towards graduation (for high schools only).



48.7%

### Climate: REINFORCE (55%)

The Climate domain measures school climate as well as student and parent/guardian engagement.



48.3%



# George W. Nebinger School

School Code 259  
 Sector District  
 Address 601 Carpenter St., 19147  
 Phone/Fax 215-400-8110 / 215-400-8111  
 Website philasd.org/nebinger

Report Type K8  
 Grades in Report K-8  
 Enrollment 467  
 Admissions Category Neighborhood  
 Turnaround Model N/A

## Performance Tiers Legend

INTERVENE (0-24%)

WATCH (25-49%)

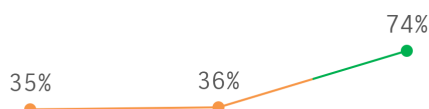
REINFORCE (50-74%)

MODEL (75-100%)

2016-2017 2017-2018 2018-2019 3-YEAR AVG

### OVERALL: REINFORCE (74%)

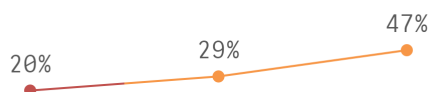
A school's overall score represents its combined performance on the Achievement, Progress, Climate, and College & Career (for high schools only) domains.



48.3%

### Achievement: WATCH (47%)

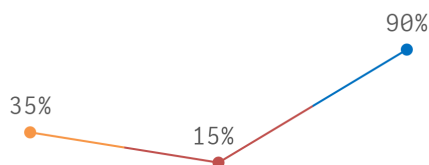
The Achievement domain measures performance on standardized assessments, including PSSA, Keystone Exams, ACCESS for ELLs, and reading assessments.



32.0%

### Progress: MODEL (90%)

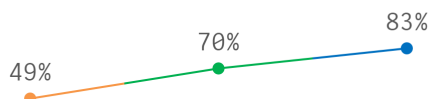
The Progress domain measures growth on standardized assessments and progress towards graduation (for high schools only).



46.7%

### Climate: MODEL (83%)

The Climate domain measures school climate as well as student and parent/guardian engagement.



67.3%

# George W. Sharswood School

School Code	263	Report Type	K8
Sector	District	Grades in Report	K-8
Address	2300 S. 2nd St., 19148	Enrollment	511
Phone/Fax	215-400-8270 / 215-400-8271	Admissions Category	Neighborhood
Website	philasd.org/sharswood	Turnaround Model	N/A

## Performance Tiers Legend

INTERVENE (0-24%)     
 WATCH (25-49%)     
 REINFORCE (50-74%)     
 MODEL (75-100%)

2016-2017      2017-2018      2018-2019      3-YEAR AVG

## OVERALL: REINFORCE (62%)

A school's overall score represents its combined performance on the Achievement, Progress, Climate, and College & Career (for high schools only) domains.



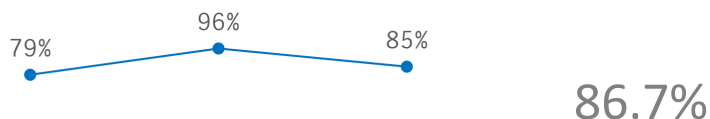
## Achievement: WATCH (30%)

The Achievement domain measures performance on standardized assessments, including PSSA, Keystone Exams, ACCESS for ELLs, and reading assessments.



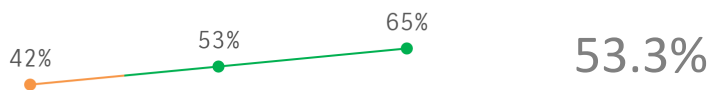
## Progress: MODEL (85%)

The Progress domain measures growth on standardized assessments and progress towards graduation (for high schools only).



## Climate: REINFORCE (65%)

The Climate domain measures school climate as well as student and parent/guardian engagement.



# Gilbert Spruance School

School Code	835	Report Type	K8
Sector	District	Grades in Report	K-8
Address	6401 Horrocks St., 19149	Enrollment	1387
Phone/Fax	215-400-3290 / 215-400-3291	Admissions Category	Neighborhood
Website	philasd.org/spruance	Turnaround Model	N/A

## Performance Tiers Legend

**INTERVENE (0-24%)**

**WATCH (25-49%)**

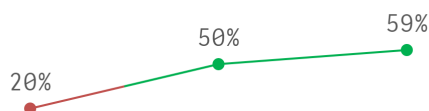
**REINFORCE (50-74%)**

**MODEL (75-100%)**

2016-2017    2017-2018    2018-2019    3-YEAR AVG

## OVERALL: **REINFORCE (59%)**

A school's overall score represents its combined performance on the Achievement, Progress, Climate, and College & Career (for high schools only) domains.



43.0%

## Achievement: **INTERVENE (19%)**

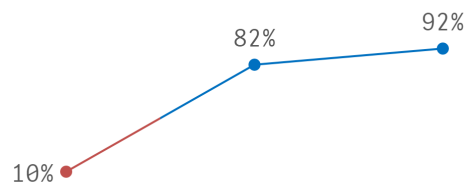
The Achievement domain measures performance on standardized assessments, including PSSA, Keystone Exams, ACCESS for ELLs, and reading assessments.



16.0%

## Progress: **MODEL (92%)**

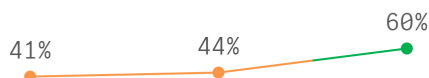
The Progress domain measures growth on standardized assessments and progress towards graduation (for high schools only).



61.3%

## Climate: **REINFORCE (60%)**

The Climate domain measures school climate as well as student and parent/guardian engagement.



48.3%

# Global Leadership Academy Charter School

School Code	W37	Report Type	K8
Sector	Charter	Grades in Report	K-8
Address	4601 W. Girard Ave., 19131	Enrollment	712
Phone/Fax	267-295-5700 / 267-295-5701	Admissions Category	Citywide
Website	www.glacharter.org	Turnaround Model	N/A

## Performance Tiers Legend

**INTERVENE (0-24%)**

**WATCH (25-49%)**

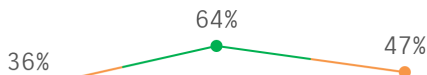
**REINFORCE (50-74%)**

**MODEL (75-100%)**

2016-2017    2017-2018    2018-2019    3-YEAR AVG

## OVERALL: **WATCH (47%)**

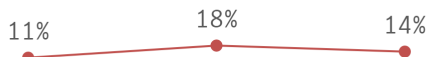
A school's overall score represents its combined performance on the Achievement, Progress, Climate, and College & Career (for high schools only) domains.



49.0%

## Achievement: **INTERVENE (14%)**

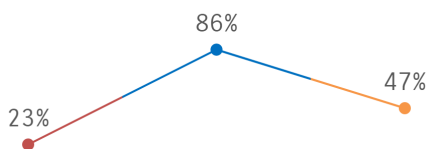
The Achievement domain measures performance on standardized assessments, including PSSA, Keystone Exams, ACCESS for ELLs, and reading assessments.



14.3%

## Progress: **WATCH (47%)**

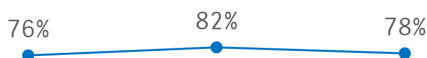
The Progress domain measures growth on standardized assessments and progress towards graduation (for high schools only).



52.0%

## Climate: **MODEL (78%)**

The Climate domain measures school climate as well as student and parent/guardian engagement.



78.7%

# Global Leadership Academy at Huey

School Code	X28	Report Type	K8
Sector	Charter	Grades in Report	K-8
Address	5200 Pine St., 19143	Enrollment	616
Phone/Fax	215-471-2978 / 215-471-2979	Admissions Category	Neighborhood
Website	www.glacharter.org	Turnaround Model	Renaissance Charter

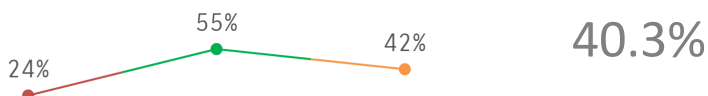
## Performance Tiers Legend

INTERVENE (0-24%)     
 WATCH (25-49%)     
 REINFORCE (50-74%)     
 MODEL (75-100%)

2016-2017      2017-2018      2018-2019      3-YEAR AVG


### OVERALL: WATCH (42%)

A school's overall score represents its combined performance on the Achievement, Progress, Climate, and College & Career (for high schools only) domains.



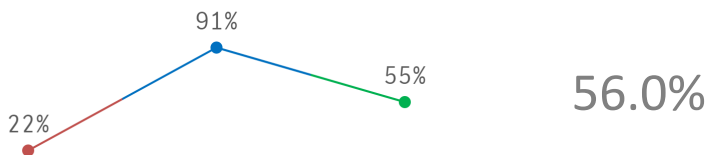
### Achievement: INTERVENE (1%)

The Achievement domain measures performance on standardized assessments, including PSSA, Keystone Exams, ACCESS for ELLs, and reading assessments.



### Progress: REINFORCE (55%)

The Progress domain measures growth on standardized assessments and progress towards graduation (for high schools only).



### Climate: REINFORCE (65%)

The Climate domain measures school climate as well as student and parent/guardian engagement.



# Green Woods Charter School

School Code	W65	Report Type	K8
Sector	Charter	Grades in Report	K-8
Address	468 Domino Lane, 19128	Enrollment	665
Phone/Fax	215-482-6337 / 215-482-9135	Admissions Category	Citywide With Criteria
Website	www.greenwoodscharter.org	Turnaround Model	N/A

## Performance Tiers Legend

**INTERVENE (0-24%)**

**WATCH (25-49%)**

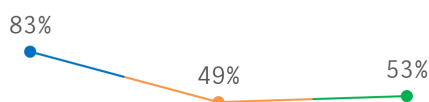
**REINFORCE (50-74%)**

**MODEL (75-100%)**

2016-2017    2017-2018    2018-2019    3-YEAR AVG

### OVERALL: **REINFORCE (53%)**

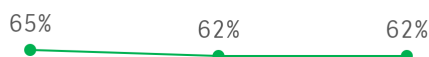
A school's overall score represents its combined performance on the Achievement, Progress, Climate, and College & Career (for high schools only) domains.



61.7%

### Achievement: **REINFORCE (62%)**

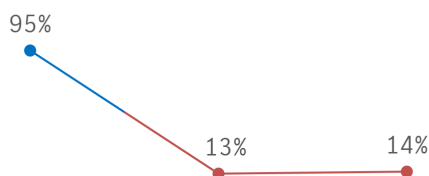
The Achievement domain measures performance on standardized assessments, including PSSA, Keystone Exams, ACCESS for ELLs, and reading assessments.



63.0%

### Progress: **INTERVENE (14%)**

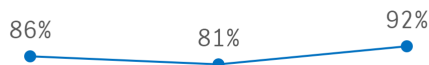
The Progress domain measures growth on standardized assessments and progress towards graduation (for high schools only).



40.7%

### Climate: **MODEL (92%)**

The Climate domain measures school climate as well as student and parent/guardian engagement.



86.3%

# Hamilton Disston School

School Code	824	Report Type	K8
Sector	District	Grades in Report	K-8
Address	6801 Cottage St., 19135	Enrollment	896
Phone/Fax	215-400-3350 / 215-400-3351	Admissions Category	Neighborhood
Website	philasd.org/disston	Turnaround Model	N/A

## Performance Tiers Legend

**INTERVENE (0-24%)**

**WATCH (25-49%)**

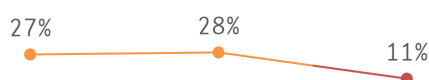
**REINFORCE (50-74%)**

**MODEL (75-100%)**

2016-2017    2017-2018    2018-2019    3-YEAR AVG

## OVERALL: **INTERVENE (11%)**

A school's overall score represents its combined performance on the Achievement, Progress, Climate, and College & Career (for high schools only) domains.



22.0%

## Achievement: **INTERVENE (4%)**

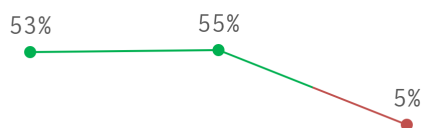
The Achievement domain measures performance on standardized assessments, including PSSA, Keystone Exams, ACCESS for ELLs, and reading assessments.



5.7%

## Progress: **INTERVENE (5%)**

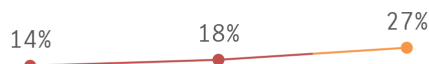
The Progress domain measures growth on standardized assessments and progress towards graduation (for high schools only).



37.7%

## Climate: **WATCH (27%)**

The Climate domain measures school climate as well as student and parent/guardian engagement.



19.7%

# Harambee Institute of Science and Technology Charter School

School Code	W02	Report Type	K8
Sector	Charter	Grades in Report	K-8
Address	640 N. 66th St., 19151	Enrollment	525
Phone/Fax	215-472-8770 / 215-472-9611	Admissions Category	Citywide
Website	histcs.org	Turnaround Model	N/A

## Performance Tiers Legend

**INTERVENE (0-24%)**

**WATCH (25-49%)**

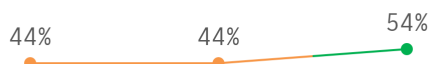
**REINFORCE (50-74%)**

**MODEL (75-100%)**

2016-2017    2017-2018    2018-2019    3-YEAR AVG

## OVERALL: **REINFORCE (54%)**

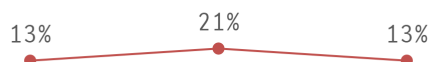
A school's overall score represents its combined performance on the Achievement, Progress, Climate, and College & Career (for high schools only) domains.



47.3%

## Achievement: **INTERVENE (13%)**

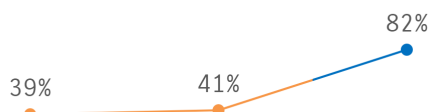
The Achievement domain measures performance on standardized assessments, including PSSA, Keystone Exams, ACCESS for ELLs, and reading assessments.



15.7%

## Progress: **MODEL (82%)**

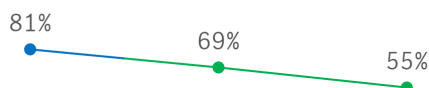
The Progress domain measures growth on standardized assessments and progress towards graduation (for high schools only).



54.0%

## Climate: **REINFORCE (55%)**

The Climate domain measures school climate as well as student and parent/guardian engagement.



68.3%



# Henry A. Brown School

School Code	521	Report Type	K8
Sector	District	Grades in Report	K-8
Address	1946 E. Sergeant St., 19125	Enrollment	455
Phone/Fax	215-400-7490 / 215-400-7491	Admissions Category	Neighborhood
Website	philasd.org/habrown	Turnaround Model	N/A

## Performance Tiers Legend

**INTERVENE (0-24%)**

**WATCH (25-49%)**

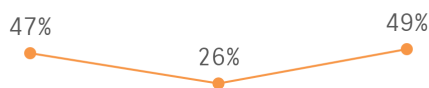
**REINFORCE (50-74%)**

**MODEL (75-100%)**

2016-2017    2017-2018    2018-2019    3-YEAR AVG

## OVERALL: **WATCH (49%)**

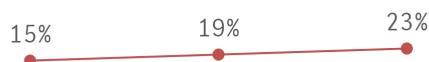
A school's overall score represents its combined performance on the Achievement, Progress, Climate, and College & Career (for high schools only) domains.



**40.7%**

## Achievement: **INTERVENE (23%)**

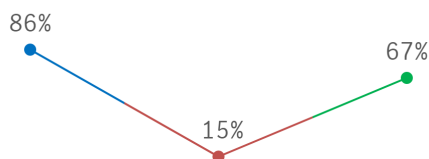
The Achievement domain measures performance on standardized assessments, including PSSA, Keystone Exams, ACCESS for ELLs, and reading assessments.



**19.0%**

## Progress: **REINFORCE (67%)**

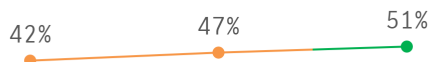
The Progress domain measures growth on standardized assessments and progress towards graduation (for high schools only).



**56.0%**

## Climate: **REINFORCE (51%)**

The Climate domain measures school climate as well as student and parent/guardian engagement.



**46.7%**

# Henry C. Lea School

School Code	134	Report Type	K8
Sector	District	Grades in Report	K-8
Address	4700 Locust St., 19139	Enrollment	522
Phone/Fax	215-400-7660 / 215-400-7661	Admissions Category	Neighborhood
Website	philasd.org/lea	Turnaround Model	N/A

## Performance Tiers Legend

**INTERVENE (0-24%)**

**WATCH (25-49%)**

**REINFORCE (50-74%)**

**MODEL (75-100%)**

2016-2017    2017-2018    2018-2019    3-YEAR AVG

## OVERALL: **REINFORCE (53%)**

A school's overall score represents its combined performance on the Achievement, Progress, Climate, and College & Career (for high schools only) domains.




## Achievement: **INTERVENE (14%)**

The Achievement domain measures performance on standardized assessments, including PSSA, Keystone Exams, ACCESS for ELLs, and reading assessments.



## Progress: **MODEL (86%)**

The Progress domain measures growth on standardized assessments and progress towards graduation (for high schools only).



## Climate: **REINFORCE (50%)**

The Climate domain measures school climate as well as student and parent/guardian engagement.



# Henry H. Houston School

School Code	626	Report Type	K8
Sector	District	Grades in Report	K-8
Address	7300 Rural Ln., 19119	Enrollment	344
Phone/Fax	215-400-3490 / 215-400-3491	Admissions Category	Neighborhood
Website	philasd.org/houston	Turnaround Model	N/A

## Performance Tiers Legend

**INTERVENE (0-24%)**

**WATCH (25-49%)**

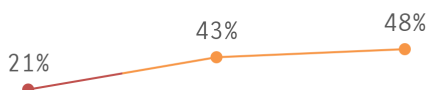
**REINFORCE (50-74%)**

**MODEL (75-100%)**

2016-2017    2017-2018    2018-2019    3-YEAR AVG

## OVERALL: **WATCH (48%)**

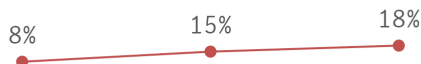
A school's overall score represents its combined performance on the Achievement, Progress, Climate, and College & Career (for high schools only) domains.



37.3%

## Achievement: **INTERVENE (18%)**

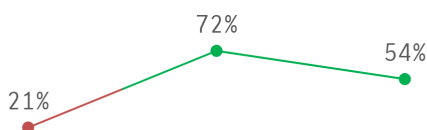
The Achievement domain measures performance on standardized assessments, including PSSA, Keystone Exams, ACCESS for ELLs, and reading assessments.



13.7%

## Progress: **REINFORCE (54%)**

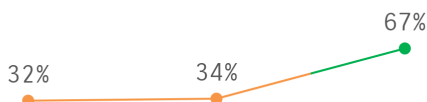
The Progress domain measures growth on standardized assessments and progress towards graduation (for high schools only).



49.0%

## Climate: **REINFORCE (67%)**

The Climate domain measures school climate as well as student and parent/guardian engagement.



44.3%

# Honorable Luis Munoz-Marin School

School Code	568	Report Type	K8
Sector	District	Grades in Report	K-8
Address	3300 N. 3rd St., 19140	Enrollment	617
Phone/Fax	215-400-3920 / 215-400-3921	Admissions Category	Neighborhood
Website	philasd.org/munozmarin	Turnaround Model	Acceleration

## Performance Tiers Legend

**INTERVENE (0-24%)**

**WATCH (25-49%)**

**REINFORCE (50-74%)**

**MODEL (75-100%)**

2016-2017    2017-2018    2018-2019    3-YEAR AVG

## OVERALL: **WATCH (26%)**

A school's overall score represents its combined performance on the Achievement, Progress, Climate, and College & Career (for high schools only) domains.



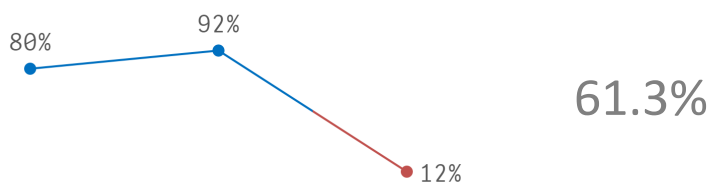
## Achievement: **INTERVENE (4%)**

The Achievement domain measures performance on standardized assessments, including PSSA, Keystone Exams, ACCESS for ELLs, and reading assessments.



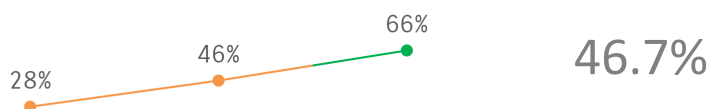
## Progress: **INTERVENE (12%)**

The Progress domain measures growth on standardized assessments and progress towards graduation (for high schools only).



## Climate: **REINFORCE (66%)**

The Climate domain measures school climate as well as student and parent/guardian engagement.



# Independence Charter School

School Code	W41	Report Type	K8
Sector	Charter	Grades in Report	K-8
Address	1600 Lombard St., 19146	Enrollment	818
Phone/Fax	215-238-8000 / 215-545-2924	Admissions Category	Citywide
Website	www.independencecharter.org	Turnaround Model	N/A

## Performance Tiers Legend

INTERVENE (0-24%)

WATCH (25-49%)

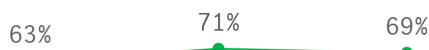
REINFORCE (50-74%)

MODEL (75-100%)

2016-2017    2017-2018    2018-2019    3-YEAR AVG

### OVERALL: REINFORCE (69%)

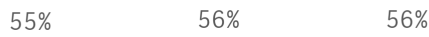
A school's overall score represents its combined performance on the Achievement, Progress, Climate, and College & Career (for high schools only) domains.



67.7%

### Achievement: REINFORCE (56%)

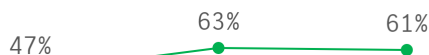
The Achievement domain measures performance on standardized assessments, including PSSA, Keystone Exams, ACCESS for ELLs, and reading assessments.



55.7%

### Progress: REINFORCE (61%)

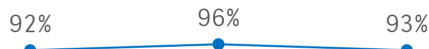
The Progress domain measures growth on standardized assessments and progress towards graduation (for high schools only).



57.0%

### Climate: MODEL (93%)

The Climate domain measures school climate as well as student and parent/guardian engagement.



93.7%

# James Dobson School

School Code	645	Report Type	K8
Sector	District	Grades in Report	K-8
Address	4667 Umbria St., 19127	Enrollment	277
Phone/Fax	215-400-3570 / 215-400-3571	Admissions Category	Neighborhood
Website	philasd.org/dobson	Turnaround Model	N/A

## Performance Tiers Legend

**INTERVENE (0-24%)**

**WATCH (25-49%)**

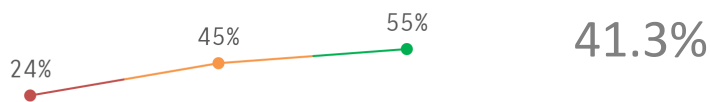
**REINFORCE (50-74%)**

**MODEL (75-100%)**

2016-2017    2017-2018    2018-2019    3-YEAR AVG

## OVERALL: **REINFORCE (55%)**

A school's overall score represents its combined performance on the Achievement, Progress, Climate, and College & Career (for high schools only) domains.



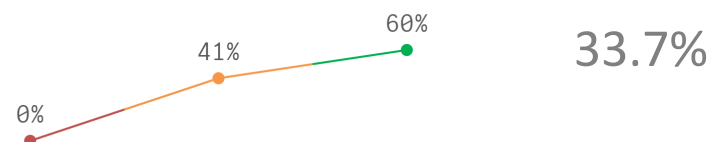
## Achievement: **WATCH (39%)**

The Achievement domain measures performance on standardized assessments, including PSSA, Keystone Exams, ACCESS for ELLs, and reading assessments.




## Progress: **REINFORCE (60%)**

The Progress domain measures growth on standardized assessments and progress towards graduation (for high schools only).



## Climate: **REINFORCE (63%)**

The Climate domain measures school climate as well as student and parent/guardian engagement.



# James G. Blaine School

School Code	422	Report Type	K8
Sector	District	Grades in Report	K-8
Address	3001 W. Berks St., 19121	Enrollment	442
Phone/Fax	215-400-7330 / 215-400-7331	Admissions Category	Neighborhood
Website	philasd.org/blaine	Turnaround Model	N/A

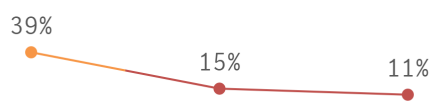
## Performance Tiers Legend

**INTERVENE (0-24%)**      **WATCH (25-49%)**      **REINFORCE (50-74%)**      **MODEL (75-100%)**

2016-2017      2017-2018      2018-2019      3-YEAR AVG

### OVERALL: **INTERVENE (11%)**

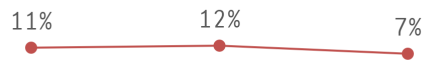
A school's overall score represents its combined performance on the Achievement, Progress, Climate, and College & Career (for high schools only) domains.



21.7%

### Achievement: **INTERVENE (7%)**

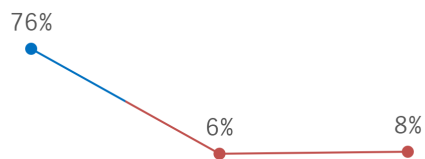
The Achievement domain measures performance on standardized assessments, including PSSA, Keystone Exams, ACCESS for ELLs, and reading assessments.



10.0%

### Progress: **INTERVENE (8%)**

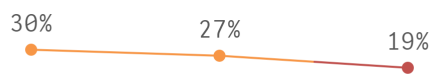
The Progress domain measures growth on standardized assessments and progress towards graduation (for high schools only).



30.0%

### Climate: **INTERVENE (19%)**

The Climate domain measures school climate as well as student and parent/guardian engagement.



25.3%

# James R. Ludlow School

School Code	534	Report Type	K8
Sector	District	Grades in Report	K-8
Address	550 W. Master St., 19122	Enrollment	283
Phone/Fax	215-400-7430 / 215-400-7431	Admissions Category	Neighborhood
Website	philasd.org/ludlow	Turnaround Model	N/A

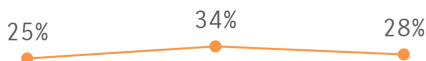
## Performance Tiers Legend

INTERVENE (0-24%)     
 WATCH (25-49%)     
 REINFORCE (50-74%)     
 MODEL (75-100%)

2016-2017      2017-2018      2018-2019      3-YEAR AVG

### OVERALL: WATCH (28%)

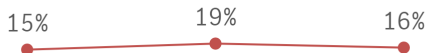
A school's overall score represents its combined performance on the Achievement, Progress, Climate, and College & Career (for high schools only) domains.



29.0%

### Achievement: INTERVENE (16%)

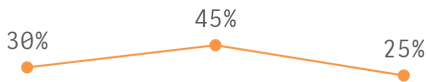
The Achievement domain measures performance on standardized assessments, including PSSA, Keystone Exams, ACCESS for ELLs, and reading assessments.



16.7%

### Progress: WATCH (25%)

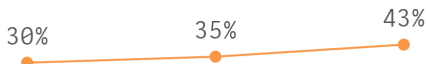
The Progress domain measures growth on standardized assessments and progress towards graduation (for high schools only).



33.3%

### Climate: WATCH (43%)

The Climate domain measures school climate as well as student and parent/guardian engagement.



36.0%



# James Rhoads School

School Code	141	Report Type	K8
Sector	District	Grades in Report	K-8
Address	4901 Parrish St., 19139	Enrollment	510
Phone/Fax	215-400-7680 / 215-400-7681	Admissions Category	Neighborhood
Website	philasd.org/rhoads	Turnaround Model	N/A

## Performance Tiers Legend

**INTERVENE (0-24%)**

**WATCH (25-49%)**

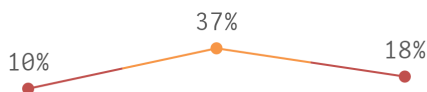
**REINFORCE (50-74%)**

**MODEL (75-100%)**

2016-2017    2017-2018    2018-2019    3-YEAR AVG

### OVERALL: **INTERVENE (18%)**

A school's overall score represents its combined performance on the Achievement, Progress, Climate, and College & Career (for high schools only) domains.



21.7%

### Achievement: **INTERVENE (5%)**

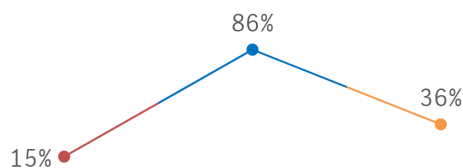
The Achievement domain measures performance on standardized assessments, including PSSA, Keystone Exams, ACCESS for ELLs, and reading assessments.



5.0%

### Progress: **WATCH (36%)**

The Progress domain measures growth on standardized assessments and progress towards graduation (for high schools only).



45.7%

### Climate: **INTERVENE (8%)**

The Climate domain measures school climate as well as student and parent/guardian engagement.



7.7%

# Jay Cooke School

School Code	710	Report Type	K8
Sector	District	Grades in Report	K-8
Address	1300 W. Loudon St., 19141	Enrollment	419
Phone/Fax	215-400-8330 / 215-400-8331	Admissions Category	Neighborhood
Website	philasd.org/cooke	Turnaround Model	Acceleration

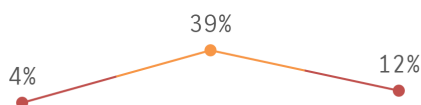
## Performance Tiers Legend

**INTERVENE (0-24%)**      **WATCH (25-49%)**      **REINFORCE (50-74%)**      **MODEL (75-100%)**

2016-2017      2017-2018      2018-2019      3-YEAR AVG

### OVERALL: **INTERVENE (12%)**

A school's overall score represents its combined performance on the Achievement, Progress, Climate, and College & Career (for high schools only) domains.



18.3%

### Achievement: **INTERVENE (5%)**

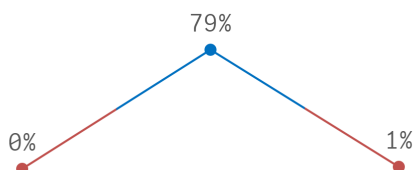
The Achievement domain measures performance on standardized assessments, including PSSA, Keystone Exams, ACCESS for ELLs, and reading assessments.



4.3%

### Progress: **INTERVENE (1%)**

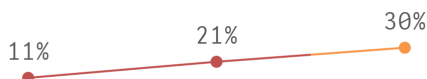
The Progress domain measures growth on standardized assessments and progress towards graduation (for high schools only).



26.7%

### Climate: **WATCH (30%)**

The Climate domain measures school climate as well as student and parent/guardian engagement.



20.7%

# Jenks Academy for Arts and Sciences

School Code	627	Report Type	K8
Sector	District	Grades in Report	K-8
Address	8301 Germantown Ave., 19118	Enrollment	514
Phone/Fax	215-400-3360 / 215-400-3361	Admissions Category	Neighborhood
Website	philasd.org/jsjenks	Turnaround Model	School Redesign Initiative

## Performance Tiers Legend

**INTERVENE (0-24%)**

**WATCH (25-49%)**

**REINFORCE (50-74%)**

**MODEL (75-100%)**

2016-2017    2017-2018    2018-2019    3-YEAR AVG

## OVERALL: REINFORCE (56%)

A school's overall score represents its combined performance on the Achievement, Progress, Climate, and College & Career (for high schools only) domains.



## Achievement: WATCH (38%)

The Achievement domain measures performance on standardized assessments, including PSSA, Keystone Exams, ACCESS for ELLs, and reading assessments.



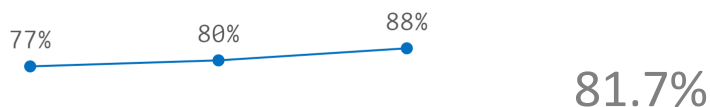
## Progress: WATCH (44%)

The Progress domain measures growth on standardized assessments and progress towards graduation (for high schools only).



## Climate: MODEL (88%)

The Climate domain measures school climate as well as student and parent/guardian engagement.



# John Barry School

School Code	120	Report Type	K8
Sector	District	Grades in Report	K-8
Address	5900 Race St., 19139	Enrollment	651
Phone/Fax	215-400-7640 / 215-400-7641	Admissions Category	Neighborhood
Website	philasd.org/barry	Turnaround Model	Acceleration

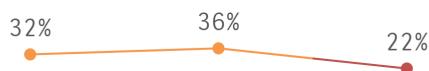
## Performance Tiers Legend

**INTERVENE (0-24%)**      **WATCH (25-49%)**      **REINFORCE (50-74%)**      **MODEL (75-100%)**

2016-2017      2017-2018      2018-2019      3-YEAR AVG

### OVERALL: **INTERVENE (22%)**

A school's overall score represents its combined performance on the Achievement, Progress, Climate, and College & Career (for high schools only) domains.



30.0%

### Achievement: **INTERVENE (5%)**

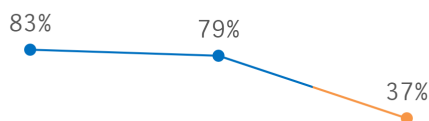
The Achievement domain measures performance on standardized assessments, including PSSA, Keystone Exams, ACCESS for ELLs, and reading assessments.



6.0%

### Progress: **WATCH (37%)**

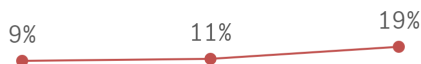
The Progress domain measures growth on standardized assessments and progress towards graduation (for high schools only).



66.3%

### Climate: **INTERVENE (19%)**

The Climate domain measures school climate as well as student and parent/guardian engagement.



13.0%

# John F. Hartranft School

School Code	532	Report Type	K8
Sector	District	Grades in Report	K-8
Address	720 W. Cumberland St., 19133	Enrollment	501
Phone/Fax	215-400-7090 / 215-400-7091	Admissions Category	Neighborhood
Website	philasd.org/hartranft	Turnaround Model	N/A

## Performance Tiers Legend

**INTERVENE (0-24%)**

**WATCH (25-49%)**

**REINFORCE (50-74%)**

**MODEL (75-100%)**

2016-2017    2017-2018    2018-2019    3-YEAR AVG

## OVERALL: **WATCH (33%)**

A school's overall score represents its combined performance on the Achievement, Progress, Climate, and College & Career (for high schools only) domains.



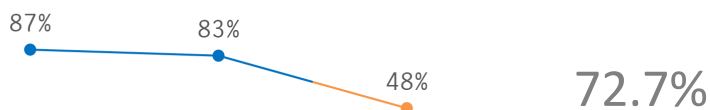
## Achievement: **INTERVENE (12%)**

The Achievement domain measures performance on standardized assessments, including PSSA, Keystone Exams, ACCESS for ELLs, and reading assessments.



## Progress: **WATCH (48%)**

The Progress domain measures growth on standardized assessments and progress towards graduation (for high schools only).



## Climate: **WATCH (37%)**

The Climate domain measures school climate as well as student and parent/guardian engagement.



# John F. McCloskey School

School Code	631	Report Type	K8
Sector	District	Grades in Report	K-8
Address	8500 Pickering St., 19150	Enrollment	358
Phone/Fax	215-400-3380 / 215-400-3381	Admissions Category	Neighborhood
Website	philasd.org/mccloskey	Turnaround Model	N/A

## Performance Tiers Legend

**INTERVENE (0-24%)**

**WATCH (25-49%)**

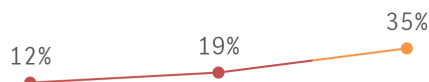
**REINFORCE (50-74%)**

**MODEL (75-100%)**

2016-2017    2017-2018    2018-2019    3-YEAR AVG

### OVERALL: **WATCH (35%)**

A school's overall score represents its combined performance on the Achievement, Progress, Climate, and College & Career (for high schools only) domains.



22.0%

### Achievement: **INTERVENE (10%)**

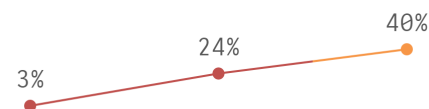
The Achievement domain measures performance on standardized assessments, including PSSA, Keystone Exams, ACCESS for ELLs, and reading assessments.



11.0%

### Progress: **WATCH (40%)**

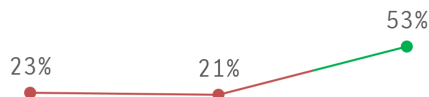
The Progress domain measures growth on standardized assessments and progress towards graduation (for high schools only).



22.3%

### Climate: **REINFORCE (53%)**

The Climate domain measures school climate as well as student and parent/guardian engagement.



32.3%

# John H. Taggart School

School Code	269	Report Type	K8
Sector	District	Grades in Report	K-8
Address	400 W. Porter St., 19148	Enrollment	451
Phone/Fax	215-400-8290 / 215-400-8291	Admissions Category	Neighborhood
Website	philasd.org/taggart	Turnaround Model	N/A

## Performance Tiers Legend

**INTERVENE (0-24%)**

**WATCH (25-49%)**

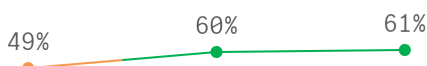
**REINFORCE (50-74%)**

**MODEL (75-100%)**

2016-2017    2017-2018    2018-2019    3-YEAR AVG

## OVERALL: **REINFORCE (61%)**

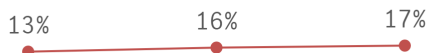
A school's overall score represents its combined performance on the Achievement, Progress, Climate, and College & Career (for high schools only) domains.



56.7%

## Achievement: **INTERVENE (17%)**

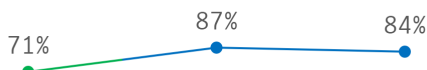
The Achievement domain measures performance on standardized assessments, including PSSA, Keystone Exams, ACCESS for ELLs, and reading assessments.



15.3%

## Progress: **MODEL (84%)**

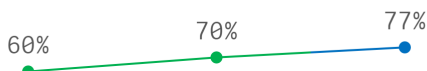
The Progress domain measures growth on standardized assessments and progress towards graduation (for high schools only).



80.7%

## Climate: **MODEL (77%)**

The Climate domain measures school climate as well as student and parent/guardian engagement.



69.0%

# John Hancock Demonstration School

School Code	877	Report Type	K8
Sector	District	Grades in Report	K-8
Address	3700 Morrell Ave., 19114	Enrollment	772
Phone/Fax	215-400-3120 / 215-400-3121	Admissions Category	Neighborhood
Website	philasd.org/hancock	Turnaround Model	School Redesign Initiative

## Performance Tiers Legend

**INTERVENE (0-24%)**

**WATCH (25-49%)**

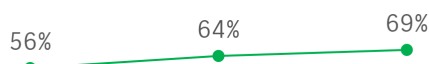
**REINFORCE (50-74%)**

**MODEL (75-100%)**

2016-2017    2017-2018    2018-2019    3-YEAR AVG

## OVERALL: REINFORCE (69%)

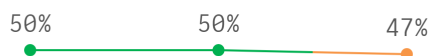
A school's overall score represents its combined performance on the Achievement, Progress, Climate, and College & Career (for high schools only) domains.



63.0%

## Achievement: WATCH (47%)

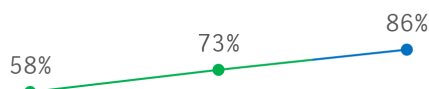
The Achievement domain measures performance on standardized assessments, including PSSA, Keystone Exams, ACCESS for ELLs, and reading assessments.



49.0%

## Progress: MODEL (86%)

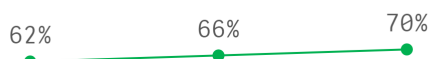
The Progress domain measures growth on standardized assessments and progress towards graduation (for high schools only).



72.3%

## Climate: REINFORCE (70%)

The Climate domain measures school climate as well as student and parent/guardian engagement.



66.0%



# John Welsh School

School Code	542	Report Type	K8
Sector	District	Grades in Report	K-8
Address	2331 N. 4th St., 19133	Enrollment	366
Phone/Fax	215-400-7130 / 215-400-7131	Admissions Category	Neighborhood
Website	philasd.org/welsh	Turnaround Model	N/A

## Performance Tiers Legend

**INTERVENE (0-24%)**

**WATCH (25-49%)**

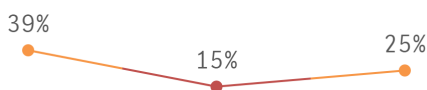
**REINFORCE (50-74%)**

**MODEL (75-100%)**

2016-2017    2017-2018    2018-2019    3-YEAR AVG

## OVERALL: **WATCH (25%)**

A school's overall score represents its combined performance on the Achievement, Progress, Climate, and College & Career (for high schools only) domains.



26.3%

## Achievement: **INTERVENE (5%)**

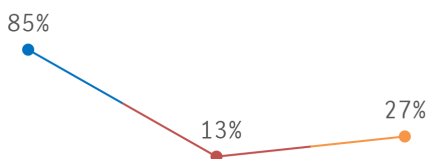
The Achievement domain measures performance on standardized assessments, including PSSA, Keystone Exams, ACCESS for ELLs, and reading assessments.



6.3%

## Progress: **WATCH (27%)**

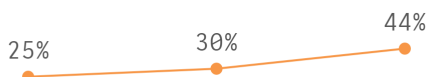
The Progress domain measures growth on standardized assessments and progress towards graduation (for high schools only).



41.7%

## Climate: **WATCH (44%)**

The Climate domain measures school climate as well as student and parent/guardian engagement.



33.0%

# Joseph Greenberg School

School Code	843	Report Type	K8
Sector	District	Grades in Report	K-8
Address	600 Sharon Ln., 19115	Enrollment	811
Phone/Fax	215-400-3080 / 215-400-3081	Admissions Category	Neighborhood
Website	philasd.org/greenberg	Turnaround Model	N/A

## Performance Tiers Legend

INTERVENE (0-24%)

WATCH (25-49%)

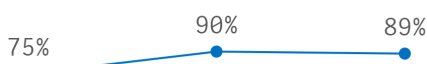
REINFORCE (50-74%)

MODEL (75-100%)

2016-2017    2017-2018    2018-2019    3-YEAR AVG

### OVERALL: MODEL (89%)

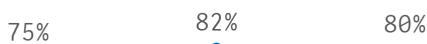
A school's overall score represents its combined performance on the Achievement, Progress, Climate, and College & Career (for high schools only) domains.



84.7%

### Achievement: MODEL (80%)

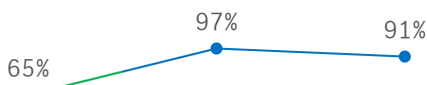
The Achievement domain measures performance on standardized assessments, including PSSA, Keystone Exams, ACCESS for ELLs, and reading assessments.



79.0%

### Progress: MODEL (91%)

The Progress domain measures growth on standardized assessments and progress towards graduation (for high schools only).



84.3%

### Climate: MODEL (97%)

The Climate domain measures school climate as well as student and parent/guardian engagement.



91.3%

# Julia de Burgos School

School Code	517	Report Type	K8
Sector	District	Grades in Report	K-8
Address	401 W. Lehigh Ave., 19133	Enrollment	914
Phone/Fax	215-400-7080 / 215-400-7081	Admissions Category	Neighborhood
Website	philasd.org/deburgos	Turnaround Model	N/A

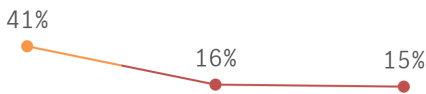
## Performance Tiers Legend

INTERVENE (0-24%)     
 WATCH (25-49%)     
 REINFORCE (50-74%)     
 MODEL (75-100%)

2016-2017      2017-2018      2018-2019      3-YEAR AVG

### OVERALL: INTERVENE (15%)

A school's overall score represents its combined performance on the Achievement, Progress, Climate, and College & Career (for high schools only) domains.



24.0%

### Achievement: INTERVENE (2%)

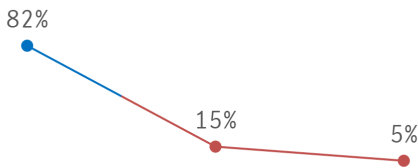
The Achievement domain measures performance on standardized assessments, including PSSA, Keystone Exams, ACCESS for ELLs, and reading assessments.



2.7%

### Progress: INTERVENE (5%)

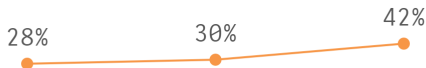
The Progress domain measures growth on standardized assessments and progress towards graduation (for high schools only).



34.0%

### Climate: WATCH (42%)

The Climate domain measures school climate as well as student and parent/guardian engagement.



33.3%

# Juniata Park Academy

School Code	715	Report Type	K8
Sector	District	Grades in Report	K-8
Address	801 E. Hunting Park Ave., 19124	Enrollment	1139
Phone/Fax	215-400-7010 / 215-400-7011	Admissions Category	Neighborhood
Website	philasd.org/juniatapark	Turnaround Model	N/A

## Performance Tiers Legend

**INTERVENE (0-24%)**

**WATCH (25-49%)**

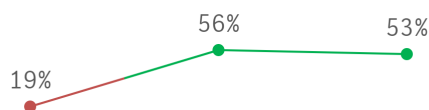
**REINFORCE (50-74%)**

**MODEL (75-100%)**

2016-2017    2017-2018    2018-2019    3-YEAR AVG

## OVERALL: **REINFORCE (53%)**

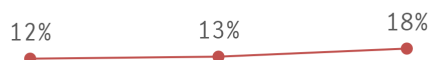
A school's overall score represents its combined performance on the Achievement, Progress, Climate, and College & Career (for high schools only) domains.



42.7%

## Achievement: **INTERVENE (18%)**

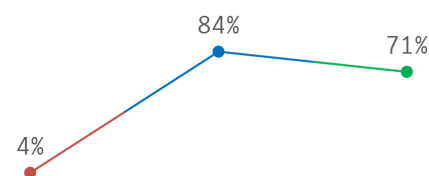
The Achievement domain measures performance on standardized assessments, including PSSA, Keystone Exams, ACCESS for ELLs, and reading assessments.



14.3%

## Progress: **REINFORCE (71%)**

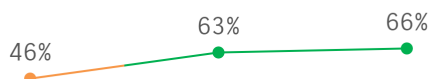
The Progress domain measures growth on standardized assessments and progress towards graduation (for high schools only).



53.0%

## Climate: **REINFORCE (66%)**

The Climate domain measures school climate as well as student and parent/guardian engagement.



58.3%

# KIPP Philadelphia Charter School

School Code	W70	Report Type	K8
Sector	Charter	Grades in Report	K-8
Address	2539 N. 16th St., 19132	Enrollment	862
Phone/Fax	267-758-2630 / 215-827-5942	Admissions Category	Citywide
Website	kippphiladelphia.org/our-schools/kipp-philadelphia-preparatory-academy	Turnaround Model	N/A

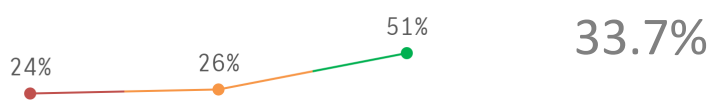
## Performance Tiers Legend

INTERVENE (0-24%)     
 WATCH (25-49%)     
 REINFORCE (50-74%)     
 MODEL (75-100%)

2016-2017      2017-2018      2018-2019      3-YEAR AVG

## OVERALL: REINFORCE (51%)

A school's overall score represents its combined performance on the Achievement, Progress, Climate, and College & Career (for high schools only) domains.



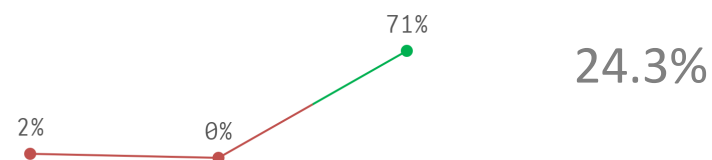
## Achievement: INTERVENE (15%)

The Achievement domain measures performance on standardized assessments, including PSSA, Keystone Exams, ACCESS for ELLs, and reading assessments.



## Progress: REINFORCE (71%)

The Progress domain measures growth on standardized assessments and progress towards graduation (for high schools only).



## Climate: REINFORCE (61%)

The Climate domain measures school climate as well as student and parent/guardian engagement.



# Kenderton Elementary School

School Code	436	Report Type	K8
Sector	District	Grades in Report	K-8
Address	1500 W. Ontario St., 19140	Enrollment	458
Phone/Fax	215-400-8340 / 215-400-8341	Admissions Category	Neighborhood
Website	philasd.org/kenderton	Turnaround Model	N/A

## Performance Tiers Legend

**INTERVENE (0-24%)**

**WATCH (25-49%)**

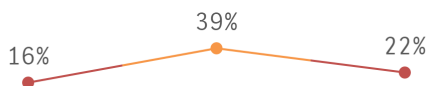
**REINFORCE (50-74%)**

**MODEL (75-100%)**

2016-2017    2017-2018    2018-2019    3-YEAR AVG

## OVERALL: **INTERVENE (22%)**

A school's overall score represents its combined performance on the Achievement, Progress, Climate, and College & Career (for high schools only) domains.



25.7%

## Achievement: **INTERVENE (4%)**

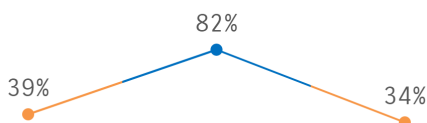
The Achievement domain measures performance on standardized assessments, including PSSA, Keystone Exams, ACCESS for ELLs, and reading assessments.



4.0%

## Progress: **WATCH (34%)**

The Progress domain measures growth on standardized assessments and progress towards graduation (for high schools only).



51.7%

## Climate: **INTERVENE (23%)**

The Climate domain measures school climate as well as student and parent/guardian engagement.



15.0%

# Keystone Academy Charter School

School Code	W89	Report Type	K8
Sector	Charter	Grades in Report	K-8
Address	4521 Longshore Ave., 19135	Enrollment	694
Phone/Fax	215-332-2111 / 215-332-2840	Admissions Category	Citywide
Website	www.keystoneacademy.org	Turnaround Model	N/A

## Performance Tiers Legend

INTERVENE (0-24%)      WATCH (25-49%)      REINFORCE (50-74%)      MODEL (75-100%)

2016-2017      2017-2018      2018-2019      3-YEAR AVG

### OVERALL: REINFORCE (74%)

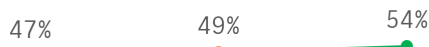
A school's overall score represents its combined performance on the Achievement, Progress, Climate, and College & Career (for high schools only) domains.



69.7%

### Achievement: REINFORCE (54%)

The Achievement domain measures performance on standardized assessments, including PSSA, Keystone Exams, ACCESS for ELLs, and reading assessments.



50.0%

### Progress: MODEL (81%)

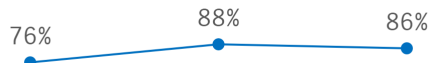
The Progress domain measures growth on standardized assessments and progress towards graduation (for high schools only).



74.0%

### Climate: MODEL (86%)

The Climate domain measures school climate as well as student and parent/guardian engagement.



83.3%

# Khepera Charter School\*

School Code	W50	Report Type	K8
Sector	Charter	Grades in Report	K-8
Address	Closed, Closed	Enrollment	403
Phone/Fax	Closed / Closed	Admissions Category	Citywide
Website	Closed	Turnaround Model	N/A

## Performance Tiers Legend

**INTERVENE (0-24%)**

**WATCH (25-49%)**

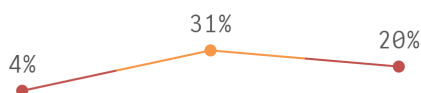
**REINFORCE (50-74%)**

**MODEL (75-100%)**

2016-2017    2017-2018    2018-2019    3-YEAR AVG

## OVERALL: **INTERVENE (20%)**

A school's overall score represents its combined performance on the Achievement, Progress, Climate, and College & Career (for high schools only) domains.



18.3%

## Achievement: **INTERVENE (1%)**

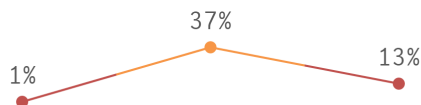
The Achievement domain measures performance on standardized assessments, including PSSA, Keystone Exams, ACCESS for ELLs, and reading assessments.



0.7%

## Progress: **INTERVENE (13%)**

The Progress domain measures growth on standardized assessments and progress towards graduation (for high schools only).



17.0%

## Climate: **INSUFFICIENT DATA**

The Climate domain measures school climate as well as student and parent/guardian engagement.



N/A



# Laboratory Charter School of Communication and Languages

School Code	W10	Report Type	K8
Sector	Charter	Grades in Report	K-8
Address	800 North Orianna Street, 19123	Enrollment	575
Phone/Fax	215-452-5580 / 215-879-1800	Admissions Category	Citywide
Website	www.thelaboratorycharterschool.com	Turnaround Model	N/A

## Performance Tiers Legend

**INTERVENE (0-24%)**

**WATCH (25-49%)**

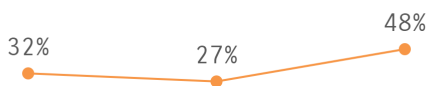
**REINFORCE (50-74%)**

**MODEL (75-100%)**

2016-2017    2017-2018    2018-2019    3-YEAR AVG

## OVERALL: **WATCH (48%)**

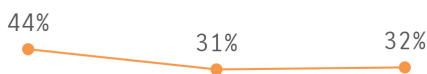
A school's overall score represents its combined performance on the Achievement, Progress, Climate, and College & Career (for high schools only) domains.



35.7%

## Achievement: **WATCH (32%)**

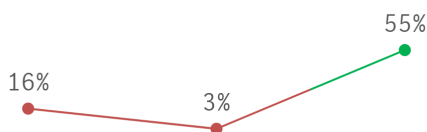
The Achievement domain measures performance on standardized assessments, including PSSA, Keystone Exams, ACCESS for ELLs, and reading assessments.



35.7%

## Progress: **REINFORCE (55%)**

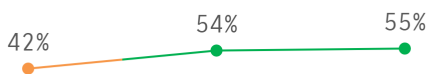
The Progress domain measures growth on standardized assessments and progress towards graduation (for high schools only).



24.7%

## Climate: **REINFORCE (55%)**

The Climate domain measures school climate as well as student and parent/guardian engagement.



50.3%

# Laura W. Waring School

School Code	249	Report Type	K8
Sector	District	Grades in Report	K-8
Address	1801 Green St., 19130	Enrollment	289
Phone/Fax	215-400-7560 / 215-400-7561	Admissions Category	Neighborhood
Website	philasd.org/waring	Turnaround Model	N/A

## Performance Tiers Legend

**INTERVENE (0-24%)**

**WATCH (25-49%)**

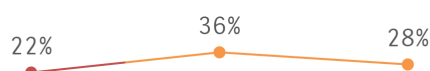
**REINFORCE (50-74%)**

**MODEL (75-100%)**

2016-2017    2017-2018    2018-2019    3-YEAR AVG

### OVERALL: **WATCH (28%)**

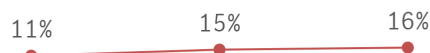
A school's overall score represents its combined performance on the Achievement, Progress, Climate, and College & Career (for high schools only) domains.



28.7%

### Achievement: **INTERVENE (16%)**

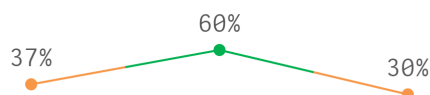
The Achievement domain measures performance on standardized assessments, including PSSA, Keystone Exams, ACCESS for ELLs, and reading assessments.



14.0%

### Progress: **WATCH (30%)**

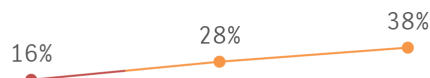
The Progress domain measures growth on standardized assessments and progress towards graduation (for high schools only).



42.3%

### Climate: **WATCH (38%)**

The Climate domain measures school climate as well as student and parent/guardian engagement.



27.3%

# Lewis C. Cassidy Academics Plus School

School Code	424	Report Type	K8
Sector	District	Grades in Report	K-8
Address	6523 Lansdowne Ave., 19151	Enrollment	435
Phone/Fax	215-400-7510 / 215-400-7511	Admissions Category	Neighborhood
Website	philasd.org/cassidy	Turnaround Model	N/A

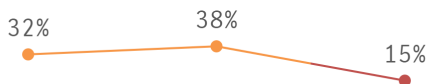
## Performance Tiers Legend

**INTERVENE (0-24%)**      **WATCH (25-49%)**      **REINFORCE (50-74%)**      **MODEL (75-100%)**

2016-2017      2017-2018      2018-2019      3-YEAR AVG

### OVERALL: **INTERVENE (15%)**

A school's overall score represents its combined performance on the Achievement, Progress, Climate, and College & Career (for high schools only) domains.



28.3%

### Achievement: **INTERVENE (4%)**

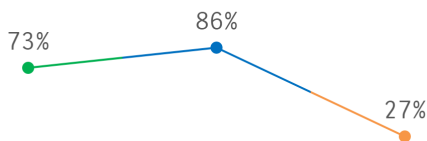
The Achievement domain measures performance on standardized assessments, including PSSA, Keystone Exams, ACCESS for ELLs, and reading assessments.



5.7%

### Progress: **WATCH (27%)**

The Progress domain measures growth on standardized assessments and progress towards graduation (for high schools only).



62.0%

### Climate: **INTERVENE (10%)**

The Climate domain measures school climate as well as student and parent/guardian engagement.



9.7%

# Lindley Academy Charter at Birney

School Code	X19	Report Type	K8
Sector	Charter	Grades in Report	K-8
Address	900 Lindley Ave., 19141	Enrollment	740
Phone/Fax	215-456-3000 / 215-457-6695	Admissions Category	Neighborhood
Website	www.ap-schools.org/Lindley-Academy	Turnaround Model	Renaissance Charter

## Performance Tiers Legend

**INTERVENE (0-24%)**

**WATCH (25-49%)**


**REINFORCE (50-74%)**

**MODEL (75-100%)**

2016-2017    2017-2018    2018-2019    3-YEAR AVG

### OVERALL: **WATCH (39%)**

A school's overall score represents its combined performance on the Achievement, Progress, Climate, and College & Career (for high schools only) domains.



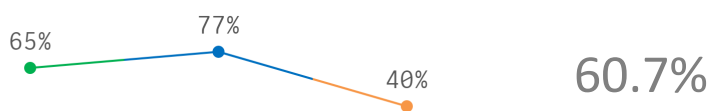
### Achievement: **INTERVENE (18%)**

The Achievement domain measures performance on standardized assessments, including PSSA, Keystone Exams, ACCESS for ELLs, and reading assessments.



### Progress: **WATCH (40%)**

The Progress domain measures growth on standardized assessments and progress towards graduation (for high schools only).



### Climate: **REINFORCE (61%)**

The Climate domain measures school climate as well as student and parent/guardian engagement.



# Louis H. Farrell School

School Code	838	Report Type	K8
Sector	District	Grades in Report	K-8
Address	8300 Castor Ave., 19152	Enrollment	1154
Phone/Fax	215-400-3230 / 215-400-3231	Admissions Category	Neighborhood
Website	philasd.org/farrell	Turnaround Model	N/A

## Performance Tiers Legend

**INTERVENE (0-24%)**

**WATCH (25-49%)**

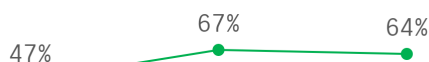
**REINFORCE (50-74%)**

**MODEL (75-100%)**

2016-2017    2017-2018    2018-2019    3-YEAR AVG

## OVERALL: **REINFORCE (64%)**

A school's overall score represents its combined performance on the Achievement, Progress, Climate, and College & Career (for high schools only) domains.



59.3%

## Achievement: **WATCH (31%)**

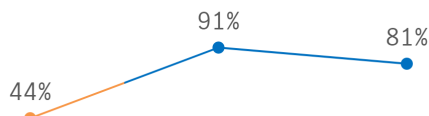
The Achievement domain measures performance on standardized assessments, including PSSA, Keystone Exams, ACCESS for ELLs, and reading assessments.



27.7%

## Progress: **MODEL (81%)**

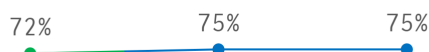
The Progress domain measures growth on standardized assessments and progress towards graduation (for high schools only).



72.0%

## Climate: **MODEL (75%)**

The Climate domain measures school climate as well as student and parent/guardian engagement.



74.0%

# Mariana Bracetti Academy Charter School

School Code	W32	Report Type	K8
Sector	Charter	Grades in Report	K-8
Address	1840 Torresdale Ave., 19124	Enrollment	718
Phone/Fax	215-291-4436 / 215-291-4985	Admissions Category	Citywide
Website	www.mbacs.org	Turnaround Model	N/A

## Performance Tiers Legend

INTERVENE (0-24%)     
 WATCH (25-49%)     
 REINFORCE (50-74%)     
 MODEL (75-100%)

2016-2017    2017-2018    2018-2019    3-YEAR AVG

## OVERALL: WATCH (44%)

A school's overall score represents its combined performance on the Achievement, Progress, Climate, and College & Career (for high schools only) domains.



## Achievement: INTERVENE (23%)

The Achievement domain measures performance on standardized assessments, including PSSA, Keystone Exams, ACCESS for ELLs, and reading assessments.



## Progress: WATCH (47%)

The Progress domain measures growth on standardized assessments and progress towards graduation (for high schools only).



## Climate: REINFORCE (60%)

The Climate domain measures school climate as well as student and parent/guardian engagement.



# Maritime Academy Charter School (MACHS)

School Code	W66	Report Type	K8
Sector	Charter	Grades in Report	2-8
Address	2275 Bridge St., 19137	Enrollment	566
Phone/Fax	215-535-4555 / 215-535-4398	Admissions Category	Citywide
Website	www.maritimecharter.org	Turnaround Model	N/A

## Performance Tiers Legend

INTERVENE (0-24%)      WATCH (25-49%)      REINFORCE (50-74%)      MODEL (75-100%)

2016-2017      2017-2018      2018-2019      3-YEAR AVG

### OVERALL: REINFORCE (54%)

A school's overall score represents its combined performance on the Achievement, Progress, Climate, and College & Career (for high schools only) domains.



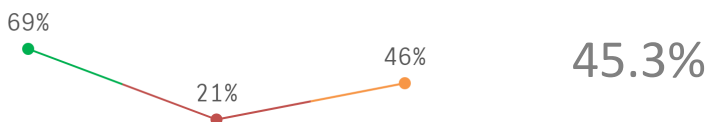
### Achievement: WATCH (31%)

The Achievement domain measures performance on standardized assessments, including PSSA, Keystone Exams, ACCESS for ELLs, and reading assessments.



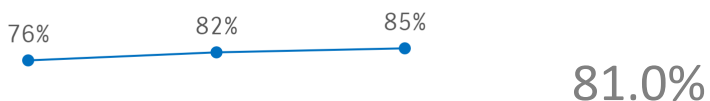
### Progress: WATCH (46%)

The Progress domain measures growth on standardized assessments and progress towards graduation (for high schools only).



### Climate: MODEL (85%)

The Climate domain measures school climate as well as student and parent/guardian engagement.



# Martha Washington School

School Code	142	Report Type	K8
Sector	District	Grades in Report	K-8
Address	766 N. 44th St., 19104	Enrollment	350
Phone/Fax	215-400-7770 / 215-400-7771	Admissions Category	Neighborhood
Website	philasd.org/mwashington	Turnaround Model	N/A

## Performance Tiers Legend

**INTERVENE (0-24%)**

**WATCH (25-49%)**

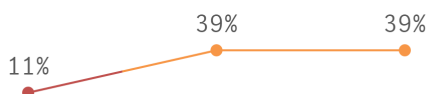
**REINFORCE (50-74%)**

**MODEL (75-100%)**

2016-2017    2017-2018    2018-2019    3-YEAR AVG

## OVERALL: **WATCH (39%)**

A school's overall score represents its combined performance on the Achievement, Progress, Climate, and College & Career (for high schools only) domains.



29.7%

## Achievement: **INTERVENE (16%)**

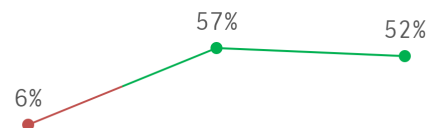
The Achievement domain measures performance on standardized assessments, including PSSA, Keystone Exams, ACCESS for ELLs, and reading assessments.



14.3%

## Progress: **REINFORCE (52%)**

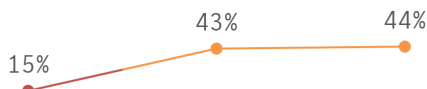
The Progress domain measures growth on standardized assessments and progress towards graduation (for high schools only).



38.3%

## Climate: **WATCH (44%)**

The Climate domain measures school climate as well as student and parent/guardian engagement.



34.0%



# Mary M. Bethune School

School Code	751	Report Type	K8
Sector	District	Grades in Report	K-8
Address	3301 Old York Rd., 19140	Enrollment	637
Phone/Fax	215-400-3890 / 215-400-3891	Admissions Category	Neighborhood
Website	philasd.org/bethune	Turnaround Model	N/A

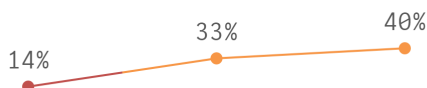
## Performance Tiers Legend

**INTERVENE (0-24%)**      **WATCH (25-49%)**      **REINFORCE (50-74%)**      **MODEL (75-100%)**

2016-2017      2017-2018      2018-2019      3-YEAR AVG

### OVERALL: **WATCH (40%)**

A school's overall score represents its combined performance on the Achievement, Progress, Climate, and College & Career (for high schools only) domains.



29.0%

### Achievement: **INTERVENE (2%)**

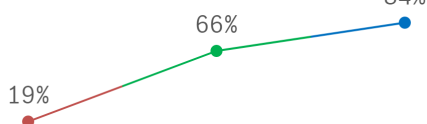
The Achievement domain measures performance on standardized assessments, including PSSA, Keystone Exams, ACCESS for ELLs, and reading assessments.



3.3%

### Progress: **MODEL (84%)**

The Progress domain measures growth on standardized assessments and progress towards graduation (for high schools only).



56.3%

### Climate: **INTERVENE (23%)**

The Climate domain measures school climate as well as student and parent/guardian engagement.



20.3%

# Mastery Charter School at Cleveland

School Code	X20	Report Type	K8
Sector	Charter	Grades in Report	K-8
Address	3701 N. 19th St., 19140	Enrollment	736
Phone/Fax	215-227-5042 / 215-227-7197	Admissions Category	Neighborhood
Website	www.masterycharter.org/cleveland	Turnaround Model	Renaissance Charter

## Performance Tiers Legend

**INTERVENE (0-24%)**

**WATCH (25-49%)**

**REINFORCE (50-74%)**

**MODEL (75-100%)**

2016-2017    2017-2018    2018-2019    3-YEAR AVG

### OVERALL: **WATCH (49%)**

A school's overall score represents its combined performance on the Achievement, Progress, Climate, and College & Career (for high schools only) domains.



45.0%

### Achievement: **INTERVENE (13%)**

The Achievement domain measures performance on standardized assessments, including PSSA, Keystone Exams, ACCESS for ELLs, and reading assessments.



12.3%

### Progress: **MODEL (76%)**

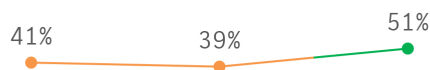
The Progress domain measures growth on standardized assessments and progress towards graduation (for high schools only).



71.7%

### Climate: **REINFORCE (51%)**

The Climate domain measures school climate as well as student and parent/guardian engagement.



43.7%

# Mastery Charter School at Douglass

School Code	X12	Report Type	K8
Sector	Charter	Grades in Report	K-8
Address	2118 W. Norris St., 19121	Enrollment	728
Phone/Fax	215-684-5063 / 215-235-4919	Admissions Category	Neighborhood
Website	www.masterycharter.org/school/frederick-douglass-elementary	Turnaround Model	Renaissance Charter

## Performance Tiers Legend

INTERVENE (0-24%)     
 WATCH (25-49%)     
 REINFORCE (50-74%)     
 MODEL (75-100%)

2016-2017      2017-2018      2018-2019      3-YEAR AVG

### OVERALL: WATCH (46%)

A school's overall score represents its combined performance on the Achievement, Progress, Climate, and College & Career (for high schools only) domains.



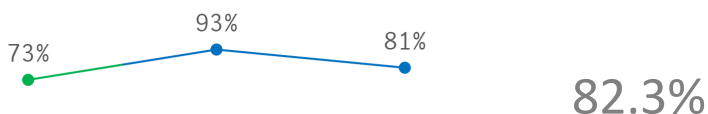
### Achievement: INTERVENE (15%)

The Achievement domain measures performance on standardized assessments, including PSSA, Keystone Exams, ACCESS for ELLs, and reading assessments.




### Progress: MODEL (81%)

The Progress domain measures growth on standardized assessments and progress towards graduation (for high schools only).



### Climate: WATCH (34%)

The Climate domain measures school climate as well as student and parent/guardian engagement.



# Mastery Charter School at Hardy Williams

School Code	W23	Report Type	K8
Sector	Charter	Grades in Report	K-8
Address	5400 Warrington Ave., 19143	Enrollment	806
Phone/Fax	215-724-2343 / 215-729-1356	Admissions Category	Citywide With Criteria
Website	www.masterycharter.org/hardyhigh	Turnaround Model	N/A

## Performance Tiers Legend

**INTERVENE (0-24%)**

**WATCH (25-49%)**

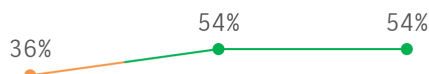
**REINFORCE (50-74%)**

**MODEL (75-100%)**

2016-2017    2017-2018    2018-2019    3-YEAR AVG

## OVERALL: **REINFORCE (54%)**

A school's overall score represents its combined performance on the Achievement, Progress, Climate, and College & Career (for high schools only) domains.



48.0%

## Achievement: **INTERVENE (23%)**

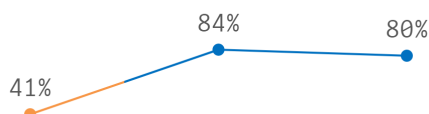
The Achievement domain measures performance on standardized assessments, including PSSA, Keystone Exams, ACCESS for ELLs, and reading assessments.



21.3%

## Progress: **MODEL (80%)**

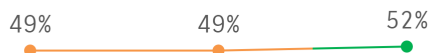
The Progress domain measures growth on standardized assessments and progress towards graduation (for high schools only).



68.3%

## Climate: **REINFORCE (52%)**

The Climate domain measures school climate as well as student and parent/guardian engagement.



50.0%

# Mastery Charter School at Harrity

School Code	X07	Report Type	K8
Sector	Charter	Grades in Report	K-8
Address	5601 Christian St., 19143	Enrollment	839
Phone/Fax	215-471-2908 / 215-471-3807	Admissions Category	Neighborhood
Website	www.masterycharter.org/harrity	Turnaround Model	Renaissance Charter

## Performance Tiers Legend

INTERVENE (0-24%)     
 WATCH (25-49%)     
 REINFORCE (50-74%)     
 MODEL (75-100%)

2016-2017      2017-2018      2018-2019      3-YEAR AVG

### OVERALL: REINFORCE (51%)

A school's overall score represents its combined performance on the Achievement, Progress, Climate, and College & Career (for high schools only) domains.



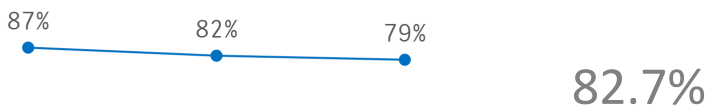
### Achievement: INTERVENE (21%)

The Achievement domain measures performance on standardized assessments, including PSSA, Keystone Exams, ACCESS for ELLs, and reading assessments.



### Progress: MODEL (79%)

The Progress domain measures growth on standardized assessments and progress towards graduation (for high schools only).



### Climate: WATCH (45%)

The Climate domain measures school climate as well as student and parent/guardian engagement.



# Mastery Charter School at Pastorius

School Code	X26	Report Type	K8
Sector	Charter	Grades in Report	K-8
Address	5650 Sprague St., 19138	Enrollment	597
Phone/Fax	215-951-5689 / 215-951-7307	Admissions Category	Neighborhood
Website	www.masterycharter.org/school/francis-d-pastorius-elementary	Turnaround Model	Renaissance Charter

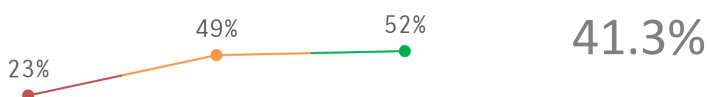
## Performance Tiers Legend

INTERVENE (0-24%)     
 WATCH (25-49%)     
 REINFORCE (50-74%)     
 MODEL (75-100%)

2016-2017      2017-2018      2018-2019      3-YEAR AVG

### OVERALL: REINFORCE (52%)

A school's overall score represents its combined performance on the Achievement, Progress, Climate, and College & Career (for high schools only) domains.



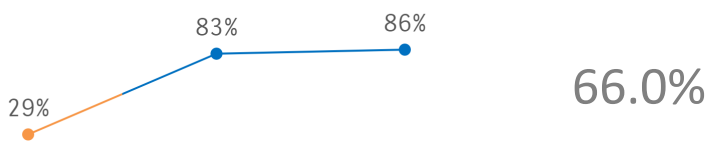
### Achievement: INTERVENE (15%)

The Achievement domain measures performance on standardized assessments, including PSSA, Keystone Exams, ACCESS for ELLs, and reading assessments.



### Progress: MODEL (86%)

The Progress domain measures growth on standardized assessments and progress towards graduation (for high schools only).



### Climate: WATCH (44%)

The Climate domain measures school climate as well as student and parent/guardian engagement.



# Mastery Charter School at Thomas Campus

School Code	W85	Report Type	K8
Sector	Charter	Grades in Report	K-8
Address	927 Johnston St., 19148	Enrollment	886
Phone/Fax	267-236-0036 / 267-236-0030	Admissions Category	Citywide With Criteria
Website	www.masterycharter.org/thomaselementary	Turnaround Model	N/A

## Performance Tiers Legend

INTERVENE (0-24%)      WATCH (25-49%)      REINFORCE (50-74%)      MODEL (75-100%)

2016-2017      2017-2018      2018-2019      3-YEAR AVG

### OVERALL: REINFORCE (61%)

A school's overall score represents its combined performance on the Achievement, Progress, Climate, and College & Career (for high schools only) domains.



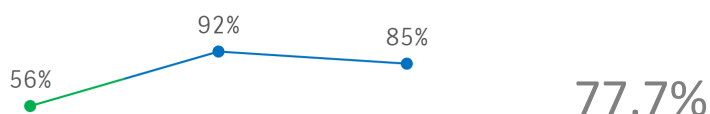
### Achievement: WATCH (36%)

The Achievement domain measures performance on standardized assessments, including PSSA, Keystone Exams, ACCESS for ELLs, and reading assessments.



### Progress: MODEL (85%)

The Progress domain measures growth on standardized assessments and progress towards graduation (for high schools only).



### Climate: REINFORCE (58%)

The Climate domain measures school climate as well as student and parent/guardian engagement.



# Math, Civics and Sciences Charter School

School Code	W21	Report Type	K8
Sector	Charter	Grades in Report	1-8
Address	447 N. Broad St., 19123	Enrollment	690
Phone/Fax	215-923-4880 / N/A	Admissions Category	Citywide
Website	www.mcscs.org	Turnaround Model	N/A

## Performance Tiers Legend

**INTERVENE (0-24%)**

**WATCH (25-49%)**

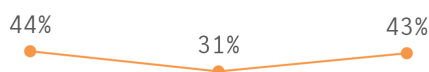
**REINFORCE (50-74%)**

**MODEL (75-100%)**

2016-2017    2017-2018    2018-2019    3-YEAR AVG

## OVERALL: **WATCH (43%)**

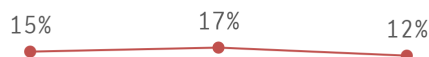
A school's overall score represents its combined performance on the Achievement, Progress, Climate, and College & Career (for high schools only) domains.



**39.3%**

## Achievement: **INTERVENE (12%)**

The Achievement domain measures performance on standardized assessments, including PSSA, Keystone Exams, ACCESS for ELLs, and reading assessments.



**14.7%**

## Progress: **WATCH (40%)**

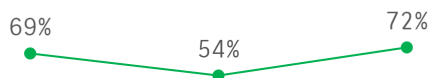
The Progress domain measures growth on standardized assessments and progress towards graduation (for high schools only).



**34.7%**

## Climate: **REINFORCE (72%)**

The Climate domain measures school climate as well as student and parent/guardian engagement.



**65.0%**



# Mathematics, Science, and Technology Community Charter School (MaST)

School Code	W28	Report Type	K8
Sector	Charter	Grades in Report	K-8
Address	1800 E. Byberry Rd., 19116	Enrollment	960
Phone/Fax	267-348-1100 / N/A	Admissions Category	Citywide
Website	www.mastccs.org	Turnaround Model	N/A

## Performance Tiers Legend

**INTERVENE (0-24%)**

**WATCH (25-49%)**

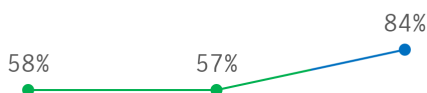
**REINFORCE (50-74%)**

**MODEL (75-100%)**

2016-2017      2017-2018      2018-2019      3-YEAR AVG

### OVERALL: **MODEL (84%)**

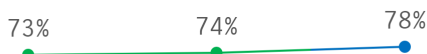
A school's overall score represents its combined performance on the Achievement, Progress, Climate, and College & Career (for high schools only) domains.



66.3%

### Achievement: **MODEL (78%)**

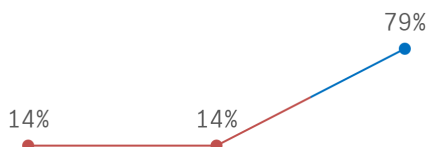
The Achievement domain measures performance on standardized assessments, including PSSA, Keystone Exams, ACCESS for ELLs, and reading assessments.



75.0%

### Progress: **MODEL (79%)**

The Progress domain measures growth on standardized assessments and progress towards graduation (for high schools only).



35.7%

### Climate: **MODEL (97%)**

The Climate domain measures school climate as well as student and parent/guardian engagement.



96.7%

# Mayfair School

School Code	830	Report Type	K8
Sector	District	Grades in Report	K-8
Address	3001 Princeton Ave., 19149	Enrollment	1910
Phone/Fax	215-400-3280 / 215-400-3281	Admissions Category	Neighborhood
Website	philasd.org/mayfair	Turnaround Model	School Redesign Initiative

## Performance Tiers Legend

**INTERVENE (0-24%)**

**WATCH (25-49%)**

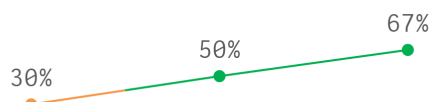
**REINFORCE (50-74%)**

**MODEL (75-100%)**

2016-2017    2017-2018    2018-2019    3-YEAR AVG

## OVERALL: **REINFORCE (67%)**

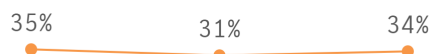
A school's overall score represents its combined performance on the Achievement, Progress, Climate, and College & Career (for high schools only) domains.



49.0%

## Achievement: **WATCH (34%)**

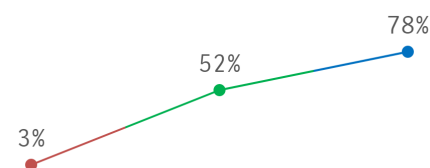
The Achievement domain measures performance on standardized assessments, including PSSA, Keystone Exams, ACCESS for ELLs, and reading assessments.



33.3%

## Progress: **MODEL (78%)**

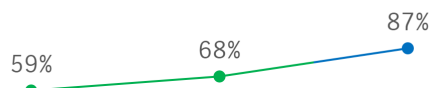
The Progress domain measures growth on standardized assessments and progress towards graduation (for high schools only).



44.3%

## Climate: **MODEL (87%)**

The Climate domain measures school climate as well as student and parent/guardian engagement.



71.3%

# Morton McMichael School

School Code	136	Report Type	K8
Sector	District	Grades in Report	K-8
Address	3543 Fairmount Ave., 19104	Enrollment	359
Phone/Fax	215-400-7750 / 215-400-7751	Admissions Category	Neighborhood
Website	philasd.org/mcmichael	Turnaround Model	Acceleration

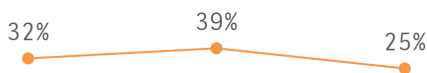
## Performance Tiers Legend

INTERVENE (0-24%)     
 WATCH (25-49%)     
 REINFORCE (50-74%)     
 MODEL (75-100%)

2016-2017      2017-2018      2018-2019      3-YEAR AVG

### OVERALL: WATCH (25%)

A school's overall score represents its combined performance on the Achievement, Progress, Climate, and College & Career (for high schools only) domains.



32.0%

### Achievement: INTERVENE (11%)

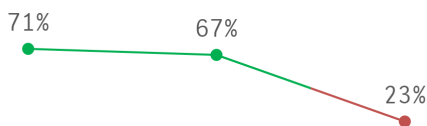
The Achievement domain measures performance on standardized assessments, including PSSA, Keystone Exams, ACCESS for ELLs, and reading assessments.



13.7%

### Progress: INTERVENE (23%)

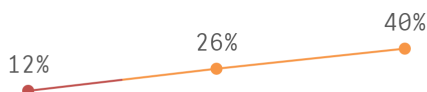
The Progress domain measures growth on standardized assessments and progress towards graduation (for high schools only).



53.7%

### Climate: WATCH (40%)

The Climate domain measures school climate as well as student and parent/guardian engagement.



26.0%

# New Foundations Charter School

School Code	W34	Report Type	K8
Sector	Charter	Grades in Report	K-8
Address	8001 Torresdale Ave., 19136	Enrollment	714
Phone/Fax	215-624-8100 / 215-624-0600	Admissions Category	Citywide With Criteria
Website	www.nfcsonline.org	Turnaround Model	N/A

## Performance Tiers Legend

**INTERVENE (0-24%)**

**WATCH (25-49%)**

**REINFORCE (50-74%)**

**MODEL (75-100%)**

2016-2017    2017-2018    2018-2019    3-YEAR AVG

## OVERALL: **WATCH (46%)**

A school's overall score represents its combined performance on the Achievement, Progress, Climate, and College & Career (for high schools only) domains.



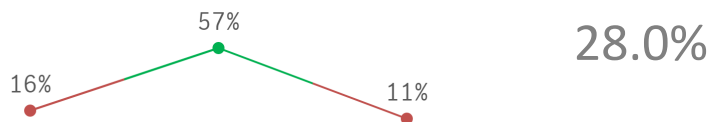
## Achievement: **REINFORCE (52%)**

The Achievement domain measures performance on standardized assessments, including PSSA, Keystone Exams, ACCESS for ELLs, and reading assessments.



## Progress: **INTERVENE (11%)**

The Progress domain measures growth on standardized assessments and progress towards graduation (for high schools only).



## Climate: **MODEL (85%)**

The Climate domain measures school climate as well as student and parent/guardian engagement.



# Northwood Academy Charter School

School Code	W86	Report Type	K8
Sector	Charter	Grades in Report	K-8
Address	4621 Castor Ave., 19124	Enrollment	784
Phone/Fax	215-289-5606 / 215-289-5464	Admissions Category	Citywide With Criteria
Website	www.northwoodcs.org	Turnaround Model	N/A

## Performance Tiers Legend

**INTERVENE (0-24%)**

**WATCH (25-49%)**

**REINFORCE (50-74%)**

**MODEL (75-100%)**

2016-2017    2017-2018    2018-2019    3-YEAR AVG

## OVERALL: **REINFORCE (52%)**

A school's overall score represents its combined performance on the Achievement, Progress, Climate, and College & Career (for high schools only) domains.



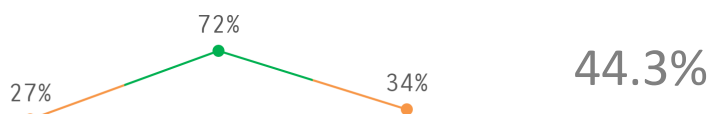
## Achievement: **WATCH (43%)**

The Achievement domain measures performance on standardized assessments, including PSSA, Keystone Exams, ACCESS for ELLs, and reading assessments.




## Progress: **WATCH (34%)**

The Progress domain measures growth on standardized assessments and progress towards graduation (for high schools only).



## Climate: **MODEL (83%)**

The Climate domain measures school climate as well as student and parent/guardian engagement.



# Olney School

School Code	740	Report Type	K8
Sector	District	Grades in Report	K-8
Address	5301 N. Water St., 19120	Enrollment	857
Phone/Fax	215-400-3790 / 215-400-3791	Admissions Category	Neighborhood
Website	philasd.org/olney	Turnaround Model	N/A

## Performance Tiers Legend

**INTERVENE (0-24%)**

**WATCH (25-49%)**

**REINFORCE (50-74%)**

**MODEL (75-100%)**

2016-2017    2017-2018    2018-2019    3-YEAR AVG

## OVERALL: **REINFORCE (58%)**

A school's overall score represents its combined performance on the Achievement, Progress, Climate, and College & Career (for high schools only) domains.



## Achievement: **INTERVENE (22%)**

The Achievement domain measures performance on standardized assessments, including PSSA, Keystone Exams, ACCESS for ELLs, and reading assessments.



## Progress: **MODEL (86%)**

The Progress domain measures growth on standardized assessments and progress towards graduation (for high schools only).



## Climate: **REINFORCE (62%)**

The Climate domain measures school climate as well as student and parent/guardian engagement.



# Overbrook Educational Center

School Code	448	Report Type	K8
Sector	District	Grades in Report	K-8
Address	6722 Lansdowne Ave., 19151	Enrollment	294
Phone/Fax	215-400-7540 / 215-400-7541	Admissions Category	Citywide
Website	philasd.org/oec	Turnaround Model	N/A

## Performance Tiers Legend

INTERVENE (0-24%)

WATCH (25-49%)

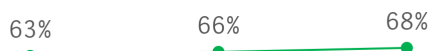
REINFORCE (50-74%)

MODEL (75-100%)

2016-2017    2017-2018    2018-2019    3-YEAR AVG

### OVERALL: REINFORCE (68%)

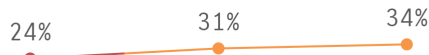
A school's overall score represents its combined performance on the Achievement, Progress, Climate, and College & Career (for high schools only) domains.



65.7%

### Achievement: WATCH (34%)

The Achievement domain measures performance on standardized assessments, including PSSA, Keystone Exams, ACCESS for ELLs, and reading assessments.



29.7%

### Progress: REINFORCE (73%)

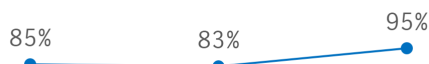
The Progress domain measures growth on standardized assessments and progress towards graduation (for high schools only).



77.3%

### Climate: MODEL (95%)

The Climate domain measures school climate as well as student and parent/guardian engagement.



87.7%

# Overbrook Elementary School

School Code	437	Report Type	K8
Sector	District	Grades in Report	K-8
Address	2032 N. 62nd St., 19151	Enrollment	238
Phone/Fax	215-400-7520 / 215-400-7521	Admissions Category	Neighborhood
Website	philasd.org/overbrook	Turnaround Model	N/A

## Performance Tiers Legend

**INTERVENE (0-24%)**

**WATCH (25-49%)**

**REINFORCE (50-74%)**

**MODEL (75-100%)**

2016-2017    2017-2018    2018-2019    3-YEAR AVG

## OVERALL: **WATCH (33%)**

A school's overall score represents its combined performance on the Achievement, Progress, Climate, and College & Career (for high schools only) domains.



27.3%

## Achievement: **INTERVENE (18%)**

The Achievement domain measures performance on standardized assessments, including PSSA, Keystone Exams, ACCESS for ELLs, and reading assessments.



18.3%

## Progress: **WATCH (46%)**

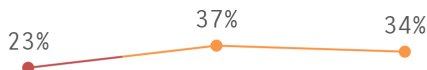
The Progress domain measures growth on standardized assessments and progress towards graduation (for high schools only).



32.0%

## Climate: **WATCH (34%)**

The Climate domain measures school climate as well as student and parent/guardian engagement.



31.3%



# Pan American Academy Charter School

School Code	W94	Report Type	K8
Sector	Charter	Grades in Report	K-8
Address	2830 N. American St., 19133	Enrollment	746
Phone/Fax	215-425-1212 / 215-423-0871	Admissions Category	Citywide With Criteria
Website	www.congreso.net/about/pan-american-academy	Turnaround Model	N/A

## Performance Tiers Legend

INTERVENE (0-24%)     
 WATCH (25-49%)     
 REINFORCE (50-74%)     
 MODEL (75-100%)

2016-2017      2017-2018      2018-2019      3-YEAR AVG

### OVERALL: WATCH (37%)

A school's overall score represents its combined performance on the Achievement, Progress, Climate, and College & Career (for high schools only) domains.



### Achievement: INTERVENE (14%)

The Achievement domain measures performance on standardized assessments, including PSSA, Keystone Exams, ACCESS for ELLs, and reading assessments.



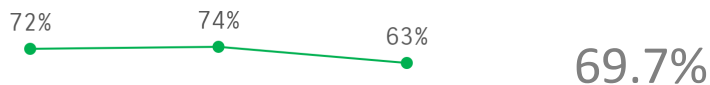
### Progress: WATCH (35%)

The Progress domain measures growth on standardized assessments and progress towards graduation (for high schools only).



### Climate: REINFORCE (63%)

The Climate domain measures school climate as well as student and parent/guardian engagement.



# Paul L. Dunbar School

School Code	525	Report Type	K8
Sector	District	Grades in Report	K-8
Address	1750 N. 12th St., 19122	Enrollment	266
Phone/Fax	215-400-7410 / 215-400-7411	Admissions Category	Neighborhood
Website	philasd.org/dunbar	Turnaround Model	Acceleration

## Performance Tiers Legend

INTERVENE (0-24%)     
 WATCH (25-49%)     
 REINFORCE (50-74%)     
 MODEL (75-100%)

2016-2017    2017-2018    2018-2019    3-YEAR AVG

### OVERALL: INTERVENE (23%)

A school's overall score represents its combined performance on the Achievement, Progress, Climate, and College & Career (for high schools only) domains.



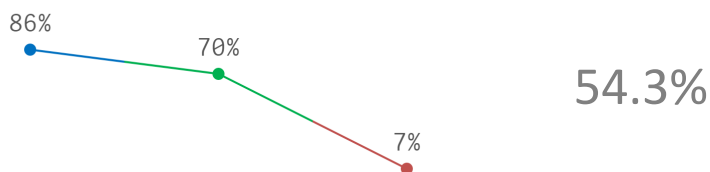
### Achievement: INTERVENE (8%)

The Achievement domain measures performance on standardized assessments, including PSSA, Keystone Exams, ACCESS for ELLs, and reading assessments.



### Progress: INTERVENE (7%)

The Progress domain measures growth on standardized assessments and progress towards graduation (for high schools only).



### Climate: REINFORCE (52%)

The Climate domain measures school climate as well as student and parent/guardian engagement.



# Penrose School

School Code	144	Report Type	K8
Sector	District	Grades in Report	K-8
Address	2515 S. 78th St., 19153	Enrollment	485
Phone/Fax	215-400-8310 / 215-400-8311	Admissions Category	Neighborhood
Website	philasd.org/penrose	Turnaround Model	N/A

## Performance Tiers Legend

**INTERVENE (0-24%)**

**WATCH (25-49%)**

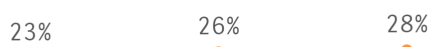
**REINFORCE (50-74%)**

**MODEL (75-100%)**

2016-2017    2017-2018    2018-2019    3-YEAR AVG

## OVERALL: **WATCH (28%)**

A school's overall score represents its combined performance on the Achievement, Progress, Climate, and College & Career (for high schools only) domains.



25.7%

## Achievement: **INTERVENE (12%)**

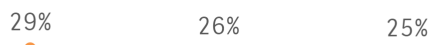
The Achievement domain measures performance on standardized assessments, including PSSA, Keystone Exams, ACCESS for ELLs, and reading assessments.



14.3%

## Progress: **WATCH (25%)**

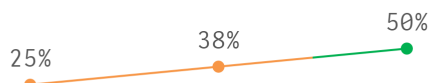
The Progress domain measures growth on standardized assessments and progress towards graduation (for high schools only).



26.7%

## Climate: **REINFORCE (50%)**

The Climate domain measures school climate as well as student and parent/guardian engagement.



37.7%

# People for People Charter School

School Code	W35	Report Type	K8
Sector	Charter	Grades in Report	K-8
Address	800 N. Broad St., 19130	Enrollment	458
Phone/Fax	215-763-7060 / 215-763-6210	Admissions Category	Citywide
Website	www.pfpcs.org	Turnaround Model	N/A

## Performance Tiers Legend

**INTERVENE (0-24%)**

**WATCH (25-49%)**

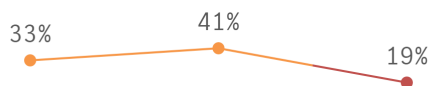
**REINFORCE (50-74%)**

**MODEL (75-100%)**

2016-2017    2017-2018    2018-2019    3-YEAR AVG

### OVERALL: **INTERVENE (19%)**

A school's overall score represents its combined performance on the Achievement, Progress, Climate, and College & Career (for high schools only) domains.



31.0%

### Achievement: **INTERVENE (10%)**

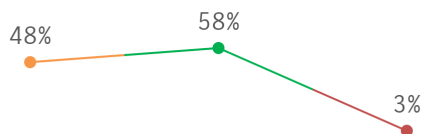
The Achievement domain measures performance on standardized assessments, including PSSA, Keystone Exams, ACCESS for ELLs, and reading assessments.



6.7%

### Progress: **INTERVENE (3%)**

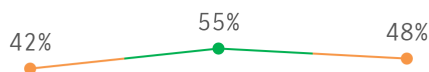
The Progress domain measures growth on standardized assessments and progress towards graduation (for high schools only).



36.3%

### Climate: **WATCH (48%)**

The Climate domain measures school climate as well as student and parent/guardian engagement.



48.3%

# Philadelphia Academy Charter School

School Code: W22  
 Sector: Charter  
 Address: 11000 Roosevelt Blvd., 19116  
 Phone/Fax: 215-676-8320 / 215-676-8340  
 Website: www.philadelphiaacademy.org

Report Type: K8  
 Grades in Report: K-8  
 Enrollment: 694  
 Admissions Category: Citywide  
 Turnaround Model: N/A

## Performance Tiers Legend

INTERVENE (0-24%)

WATCH (25-49%)

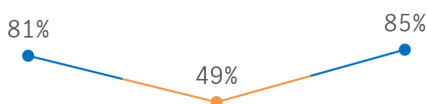
REINFORCE (50-74%)

MODEL (75-100%)

2016-2017    2017-2018    2018-2019    3-YEAR AVG

### OVERALL: MODEL (85%)

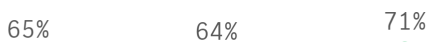
A school's overall score represents its combined performance on the Achievement, Progress, Climate, and College & Career (for high schools only) domains.



71.7%

### Achievement: REINFORCE (71%)

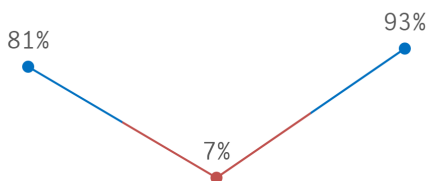
The Achievement domain measures performance on standardized assessments, including PSSA, Keystone Exams, ACCESS for ELLs, and reading assessments.



66.7%

### Progress: MODEL (93%)

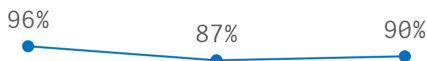
The Progress domain measures growth on standardized assessments and progress towards graduation (for high schools only).



60.3%

### Climate: MODEL (90%)

The Climate domain measures school climate as well as student and parent/guardian engagement.



91.0%

# Philadelphia Performing Arts: A String Theory Charter School

School Code	W36	Report Type	K8
Sector	Charter	Grades in Report	K-8
Address	2600 S. Broad St., 19145	Enrollment	1817
Phone/Fax	215-551-4000 / 215-551-1113	Admissions Category	Citywide With Criteria
Website	www.stringtheorieschools.org	Turnaround Model	N/A

## Performance Tiers Legend

**INTERVENE (0-24%)**

**WATCH (25-49%)**

**REINFORCE (50-74%)**

**MODEL (75-100%)**

2016-2017    2017-2018    2018-2019    3-YEAR AVG

### OVERALL: **WATCH (44%)**

A school's overall score represents its combined performance on the Achievement, Progress, Climate, and College & Career (for high schools only) domains.



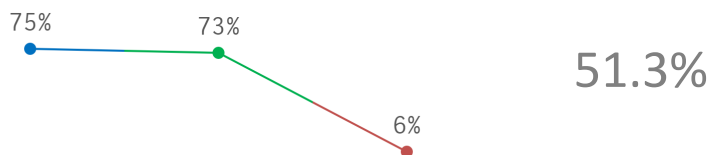
### Achievement: **REINFORCE (52%)**

The Achievement domain measures performance on standardized assessments, including PSSA, Keystone Exams, ACCESS for ELLs, and reading assessments.




### Progress: **INTERVENE (6%)**

The Progress domain measures growth on standardized assessments and progress towards graduation (for high schools only).



### Climate: **MODEL (84%)**

The Climate domain measures school climate as well as student and parent/guardian engagement.



# Potter-Thomas School

School Code	539	Report Type	K8
Sector	District	Grades in Report	K-8
Address	3001 N. 6th St., 19133	Enrollment	520
Phone/Fax	215-400-7120 / 215-400-7121	Admissions Category	Neighborhood
Website	philasd.org/potterthomas	Turnaround Model	Acceleration

## Performance Tiers Legend

INTERVENE (0-24%)    
 WATCH (25-49%)    
 REINFORCE (50-74%)    
 MODEL (75-100%)

2016-2017    2017-2018    2018-2019    3-YEAR AVG

## OVERALL: WATCH (36%)

A school's overall score represents its combined performance on the Achievement, Progress, Climate, and College & Career (for high schools only) domains.



33.3%

## Achievement: INTERVENE (4%)

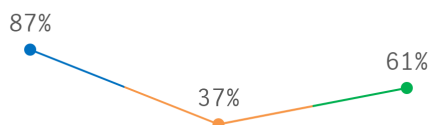
The Achievement domain measures performance on standardized assessments, including PSSA, Keystone Exams, ACCESS for ELLs, and reading assessments.



2.3%

## Progress: REINFORCE (61%)

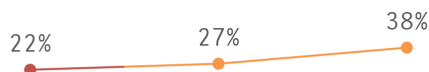
The Progress domain measures growth on standardized assessments and progress towards graduation (for high schools only).



61.7%

## Climate: WATCH (38%)

The Climate domain measures school climate as well as student and parent/guardian engagement.



29.0%

# Robert E. Lamberton School

School Code	432	Report Type	K8
Sector	District	Grades in Report	K-8
Address	7501 Woodbine Ave., 19151	Enrollment	502
Phone/Fax	215-400-7530 / 215-400-7531	Admissions Category	Neighborhood
Website	philasd.org/lamberton	Turnaround Model	N/A

## Performance Tiers Legend

INTERVENE (0-24%)     
 WATCH (25-49%)     
 REINFORCE (50-74%)     
 MODEL (75-100%)

2016-2017      2017-2018      2018-2019      3-YEAR AVG

## OVERALL: INTERVENE (10%)

A school's overall score represents its combined performance on the Achievement, Progress, Climate, and College & Career (for high schools only) domains.



15.0%

## Achievement: INTERVENE (6%)

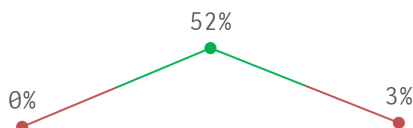
The Achievement domain measures performance on standardized assessments, including PSSA, Keystone Exams, ACCESS for ELLs, and reading assessments.



4.3%

## Progress: INTERVENE (3%)

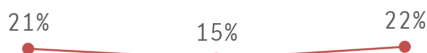
The Progress domain measures growth on standardized assessments and progress towards graduation (for high schools only).



18.3%

## Climate: INTERVENE (22%)

The Climate domain measures school climate as well as student and parent/guardian engagement.



19.3%



# Robert Morris School

School Code	239	Report Type	K8
Sector	District	Grades in Report	K-8
Address	2600 W. Thompson St., 19121	Enrollment	257
Phone/Fax	215-400-7320 / 215-400-7321	Admissions Category	Neighborhood
Website	philasd.org/morris	Turnaround Model	N/A

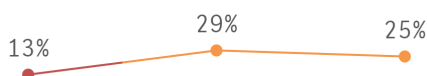
## Performance Tiers Legend

**INTERVENE (0-24%)**      **WATCH (25-49%)**      **REINFORCE (50-74%)**      **MODEL (75-100%)**

2016-2017      2017-2018      2018-2019      3-YEAR AVG

### OVERALL: **WATCH (25%)**

A school's overall score represents its combined performance on the Achievement, Progress, Climate, and College & Career (for high schools only) domains.



22.3%

### Achievement: **INTERVENE (8%)**

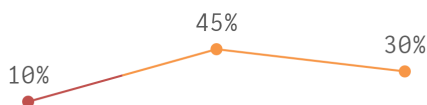
The Achievement domain measures performance on standardized assessments, including PSSA, Keystone Exams, ACCESS for ELLs, and reading assessments.



6.7%

### Progress: **WATCH (30%)**

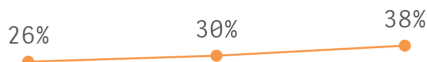
The Progress domain measures growth on standardized assessments and progress towards graduation (for high schools only).



28.3%

### Climate: **WATCH (38%)**

The Climate domain measures school climate as well as student and parent/guardian engagement.



31.3%

# Rudolph Blankenburg School

School Code	149	Report Type	K8
Sector	District	Grades in Report	K-8
Address	4600 W. Girard Ave., 19131	Enrollment	417
Phone/Fax	215-400-7280 / 215-400-7281	Admissions Category	Neighborhood
Website	philasd.org/blankenburg	Turnaround Model	Acceleration

## Performance Tiers Legend

**INTERVENE (0-24%)**

**WATCH (25-49%)**

**REINFORCE (50-74%)**

**MODEL (75-100%)**

2016-2017    2017-2018    2018-2019    3-YEAR AVG

## OVERALL: **WATCH (27%)**

A school's overall score represents its combined performance on the Achievement, Progress, Climate, and College & Career (for high schools only) domains.



19.3%

## Achievement: **INTERVENE (3%)**

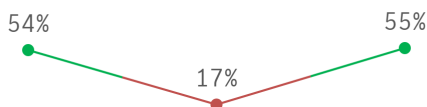
The Achievement domain measures performance on standardized assessments, including PSSA, Keystone Exams, ACCESS for ELLs, and reading assessments.



2.3%

## Progress: **REINFORCE (55%)**

The Progress domain measures growth on standardized assessments and progress towards graduation (for high schools only).



42.0%

## Climate: **INTERVENE (16%)**

The Climate domain measures school climate as well as student and parent/guardian engagement.



10.3%

# Russell Byers Charter School

School Code	W60	Report Type	K8
Sector	Charter	Grades in Report	K-8
Address	1911 Arch St., 19103	Enrollment	708
Phone/Fax	215-972-1700 / 215-972-1701	Admissions Category	Citywide
Website	www.byersschool.org	Turnaround Model	N/A

## Performance Tiers Legend

**INTERVENE (0-24%)**

**WATCH (25-49%)**

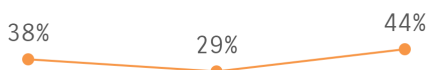
**REINFORCE (50-74%)**

**MODEL (75-100%)**

2016-2017    2017-2018    2018-2019    3-YEAR AVG

### OVERALL: **WATCH (44%)**

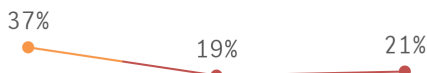
A school's overall score represents its combined performance on the Achievement, Progress, Climate, and College & Career (for high schools only) domains.



37.0%

### Achievement: **INTERVENE (21%)**

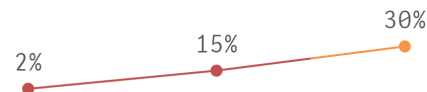
The Achievement domain measures performance on standardized assessments, including PSSA, Keystone Exams, ACCESS for ELLs, and reading assessments.



25.7%

### Progress: **WATCH (30%)**

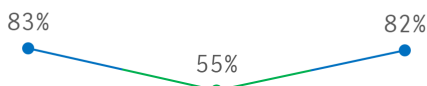
The Progress domain measures growth on standardized assessments and progress towards graduation (for high schools only).



15.7%

### Climate: **MODEL (82%)**

The Climate domain measures school climate as well as student and parent/guardian engagement.



73.3%

## S. Weir Mitchell School

School Code	137	Report Type	K8
Sector	District	Grades in Report	K-8
Address	5500 Kingsessing Ave., 19143	Enrollment	534
Phone/Fax	215-400-7880 / 215-400-7881	Admissions Category	Neighborhood
Website	philasd.org/mitchell	Turnaround Model	Acceleration

### Performance Tiers Legend

**INTERVENE (0-24%)**

**WATCH (25-49%)**

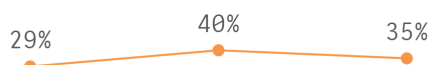
**REINFORCE (50-74%)**

**MODEL (75-100%)**

2016-2017    2017-2018    2018-2019    3-YEAR AVG

### OVERALL: **WATCH (35%)**

A school's overall score represents its combined performance on the Achievement, Progress, Climate, and College & Career (for high schools only) domains.



**34.7%**

### Achievement: **INTERVENE (8%)**

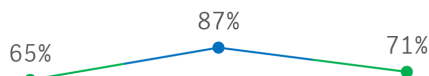
The Achievement domain measures performance on standardized assessments, including PSSA, Keystone Exams, ACCESS for ELLs, and reading assessments.



**5.3%**

### Progress: **REINFORCE (71%)**

The Progress domain measures growth on standardized assessments and progress towards graduation (for high schools only).



**74.3%**

### Climate: **INTERVENE (17%)**

The Climate domain measures school climate as well as student and parent/guardian engagement.



**16.7%**

# Sadie Alexander School

School Code 128  
 Sector District  
 Address 4209 Spruce St., 19104  
 Phone/Fax 215-400-7760 / 215-400-7761  
 Website philasd.org/pennalexander

Report Type K8  
 Grades in Report K-8  
 Enrollment 576  
 Admissions Category Neighborhood  
 Turnaround Model N/A

## Performance Tiers Legend

INTERVENE (0-24%)

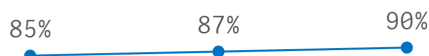
WATCH (25-49%)

REINFORCE (50-74%)

MODEL (75-100%)

2016-2017 2017-2018 2018-2019 3-YEAR AVG

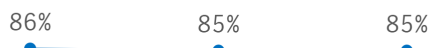
### OVERALL: MODEL (90%)



A school's overall score represents its combined performance on the Achievement, Progress, Climate, and College & Career (for high schools only) domains.

87.3%

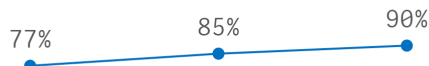
### Achievement: MODEL (85%)



The Achievement domain measures performance on standardized assessments, including PSSA, Keystone Exams, ACCESS for ELLs, and reading assessments.

85.3%

### Progress: MODEL (90%)



The Progress domain measures growth on standardized assessments and progress towards graduation (for high schools only).

84.0%

### Climate: MODEL (97%)



The Climate domain measures school climate as well as student and parent/guardian engagement.

94.0%

# Samuel Gompers School

School Code	428	Report Type	K8
Sector	District	Grades in Report	K-8
Address	5701 Wynnefield Ave., 19131	Enrollment	310
Phone/Fax	215-400-7250 / 215-400-7251	Admissions Category	Neighborhood
Website	philasd.org/gompers	Turnaround Model	N/A

## Performance Tiers Legend

**INTERVENE (0-24%)**

**WATCH (25-49%)**

**REINFORCE (50-74%)**

**MODEL (75-100%)**

2016-2017    2017-2018    2018-2019    3-YEAR AVG

### OVERALL: **WATCH (38%)**

A school's overall score represents its combined performance on the Achievement, Progress, Climate, and College & Career (for high schools only) domains.



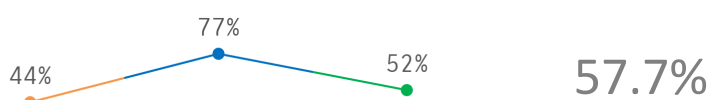
### Achievement: **INTERVENE (15%)**

The Achievement domain measures performance on standardized assessments, including PSSA, Keystone Exams, ACCESS for ELLs, and reading assessments.



### Progress: **REINFORCE (52%)**

The Progress domain measures growth on standardized assessments and progress towards graduation (for high schools only).



### Climate: **WATCH (41%)**

The Climate domain measures school climate as well as student and parent/guardian engagement.



# Samuel Pennypacker School

School Code	635	Report Type	K8
Sector	District	Grades in Report	K-8
Address	1858 E. Washington Ln., 19138	Enrollment	387
Phone/Fax	215-400-3510 / 215-400-3511	Admissions Category	Neighborhood
Website	philasd.org/pennypacker	Turnaround Model	N/A

## Performance Tiers Legend

**INTERVENE (0-24%)**

**WATCH (25-49%)**

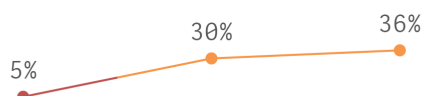
**REINFORCE (50-74%)**

**MODEL (75-100%)**

2016-2017    2017-2018    2018-2019    3-YEAR AVG

## OVERALL: **WATCH (36%)**

A school's overall score represents its combined performance on the Achievement, Progress, Climate, and College & Career (for high schools only) domains.



23.7%

## Achievement: **INTERVENE (7%)**

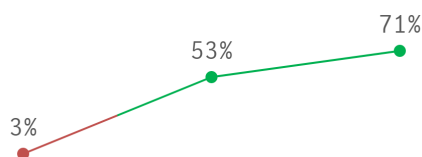
The Achievement domain measures performance on standardized assessments, including PSSA, Keystone Exams, ACCESS for ELLs, and reading assessments.



9.0%

## Progress: **REINFORCE (71%)**

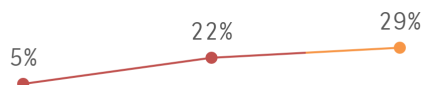
The Progress domain measures growth on standardized assessments and progress towards graduation (for high schools only).



42.3%

## Climate: **WATCH (29%)**

The Climate domain measures school climate as well as student and parent/guardian engagement.



18.7%

# Sankofa Freedom Academy Charter School

School Code	W99	Report Type	K8
Sector	Charter	Grades in Report	K-8
Address	2501 Kensington Ave., 19125	Enrollment	482
Phone/Fax	215-288-2001 / 215-288-2099	Admissions Category	Citywide With Criteria
Website	www.sfacs.us	Turnaround Model	N/A

## Performance Tiers Legend

**INTERVENE (0-24%)**

**WATCH (25-49%)**

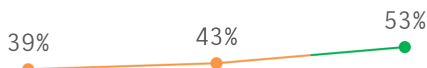
**REINFORCE (50-74%)**

**MODEL (75-100%)**

2016-2017    2017-2018    2018-2019    3-YEAR AVG

## OVERALL: **REINFORCE (53%)**

A school's overall score represents its combined performance on the Achievement, Progress, Climate, and College & Career (for high schools only) domains.



45.0%

## Achievement: **INTERVENE (17%)**

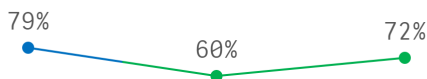
The Achievement domain measures performance on standardized assessments, including PSSA, Keystone Exams, ACCESS for ELLs, and reading assessments.



12.3%

## Progress: **REINFORCE (72%)**

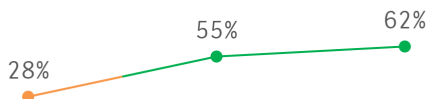
The Progress domain measures growth on standardized assessments and progress towards graduation (for high schools only).



70.3%

## Climate: **REINFORCE (62%)**

The Climate domain measures school climate as well as student and parent/guardian engagement.



48.3%



# Shawmont School

School Code	638	Report Type	K8
Sector	District	Grades in Report	K-8
Address	535 Shawmont Ave., 19128	Enrollment	482
Phone/Fax	215-400-3440 / 215-400-3441	Admissions Category	Neighborhood
Website	philasd.org/shawmont	Turnaround Model	N/A

## Performance Tiers Legend

**INTERVENE (0-24%)**

**WATCH (25-49%)**

**REINFORCE (50-74%)**

**MODEL (75-100%)**

2016-2017    2017-2018    2018-2019    3-YEAR AVG

## OVERALL: **REINFORCE (59%)**

A school's overall score represents its combined performance on the Achievement, Progress, Climate, and College & Career (for high schools only) domains.




## Achievement: **WATCH (31%)**

The Achievement domain measures performance on standardized assessments, including PSSA, Keystone Exams, ACCESS for ELLs, and reading assessments.



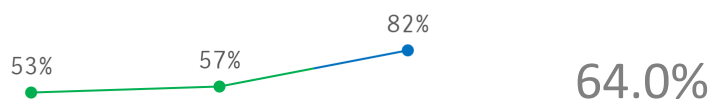
## Progress: **REINFORCE (62%)**

The Progress domain measures growth on standardized assessments and progress towards graduation (for high schools only).



## Climate: **MODEL (82%)**

The Climate domain measures school climate as well as student and parent/guardian engagement.



# Southwark School

School Code	264	Report Type	K8
Sector	District	Grades in Report	K-8
Address	1835 S. 9th St., 19148	Enrollment	861
Phone/Fax	215-400-8280 / 215-400-8281	Admissions Category	Neighborhood
Website	philasd.org/southwark	Turnaround Model	N/A

## Performance Tiers Legend

**INTERVENE (0-24%)**

**WATCH (25-49%)**

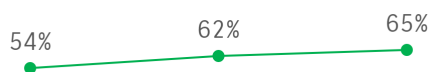
**REINFORCE (50-74%)**

**MODEL (75-100%)**

2016-2017    2017-2018    2018-2019    3-YEAR AVG

## OVERALL: **REINFORCE (65%)**

A school's overall score represents its combined performance on the Achievement, Progress, Climate, and College & Career (for high schools only) domains.



60.3%

## Achievement: **INTERVENE (19%)**

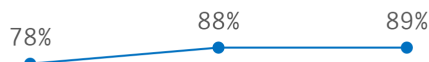
The Achievement domain measures performance on standardized assessments, including PSSA, Keystone Exams, ACCESS for ELLs, and reading assessments.



13.7%

## Progress: **MODEL (89%)**

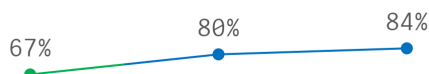
The Progress domain measures growth on standardized assessments and progress towards graduation (for high schools only).



85.0%

## Climate: **MODEL (84%)**

The Climate domain measures school climate as well as student and parent/guardian engagement.



77.0%

# Southwest Leadership Academy Charter School

School Code	W92	Report Type	K8
Sector	Charter	Grades in Report	K-8
Address	7101 Paschall Ave., 19142	Enrollment	675
Phone/Fax	215-729-1939 / 215-729-1976	Admissions Category	Citywide With Criteria
Website	www.slacs-phila.org	Turnaround Model	N/A

## Performance Tiers Legend

**INTERVENE (0-24%)**

**WATCH (25-49%)**

**REINFORCE (50-74%)**

**MODEL (75-100%)**

2016-2017    2017-2018    2018-2019    3-YEAR AVG

## OVERALL: **WATCH (35%)**

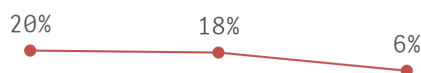
A school's overall score represents its combined performance on the Achievement, Progress, Climate, and College & Career (for high schools only) domains.



36.3%

## Achievement: **INTERVENE (6%)**

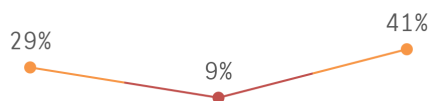
The Achievement domain measures performance on standardized assessments, including PSSA, Keystone Exams, ACCESS for ELLs, and reading assessments.



14.7%

## Progress: **WATCH (41%)**

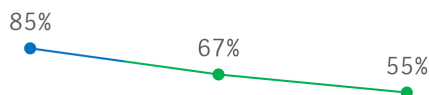
The Progress domain measures growth on standardized assessments and progress towards graduation (for high schools only).



26.3%

## Climate: **REINFORCE (55%)**

The Climate domain measures school climate as well as student and parent/guardian engagement.



69.0%

# Spring Garden School

School Code	556	Report Type	K8
Sector	District	Grades in Report	K-8
Address	1146 Melon St., 19123	Enrollment	256
Phone/Fax	215-400-7610 / 215-400-7611	Admissions Category	Neighborhood
Website	philasd.org/springgarden	Turnaround Model	N/A

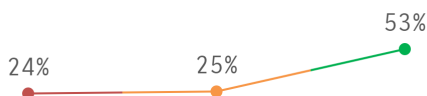
## Performance Tiers Legend

INTERVENE (0-24%)     
 WATCH (25-49%)     
 REINFORCE (50-74%)     
 MODEL (75-100%)

2016-2017      2017-2018      2018-2019      3-YEAR AVG

## OVERALL: REINFORCE (53%)

A school's overall score represents its combined performance on the Achievement, Progress, Climate, and College & Career (for high schools only) domains.



34.0%

## Achievement: INTERVENE (12%)

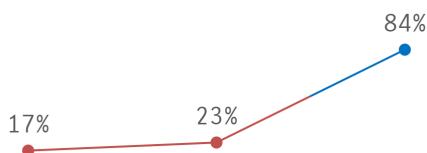
The Achievement domain measures performance on standardized assessments, including PSSA, Keystone Exams, ACCESS for ELLs, and reading assessments.



11.0%

## Progress: MODEL (84%)

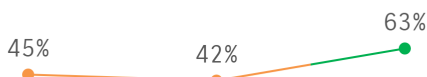
The Progress domain measures growth on standardized assessments and progress towards graduation (for high schools only).



41.3%

## Climate: REINFORCE (63%)

The Climate domain measures school climate as well as student and parent/guardian engagement.



50.0%

# Stephen Decatur School

School Code	842	Report Type	K8
Sector	District	Grades in Report	K-8
Address	3500 Academy Rd., 19154	Enrollment	992
Phone/Fax	215-400-3050 / 215-400-3051	Admissions Category	Neighborhood
Website	philasd.org/decaturn	Turnaround Model	N/A

## Performance Tiers Legend

**INTERVENE (0-24%)**

**WATCH (25-49%)**

**REINFORCE (50-74%)**

**MODEL (75-100%)**

2016-2017    2017-2018    2018-2019    3-YEAR AVG

## OVERALL: REINFORCE (59%)

A school's overall score represents its combined performance on the Achievement, Progress, Climate, and College & Career (for high schools only) domains.



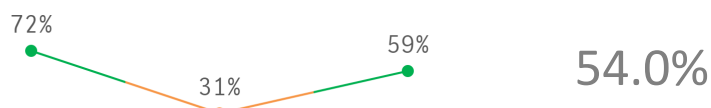
## Achievement: WATCH (47%)

The Achievement domain measures performance on standardized assessments, including PSSA, Keystone Exams, ACCESS for ELLs, and reading assessments.



## Progress: REINFORCE (59%)

The Progress domain measures growth on standardized assessments and progress towards graduation (for high schools only).



## Climate: REINFORCE (72%)

The Climate domain measures school climate as well as student and parent/guardian engagement.



# Tacony Academy Charter School

School Code	X04	Report Type	K8
Sector	Charter	Grades in Report	K-8
Address	1330 Rhawn St., 19111	Enrollment	714
Phone/Fax	215-742-5100 / 215-742-5200	Admissions Category	Citywide With Criteria
Website	www.ap-schools.org/Tacony-Academy-Charter	Turnaround Model	N/A

## Performance Tiers Legend

INTERVENE (0-24%)     
 WATCH (25-49%)     
 REINFORCE (50-74%)     
 MODEL (75-100%)

2016-2017      2017-2018      2018-2019      3-YEAR AVG

### OVERALL: WATCH (44%)

A school's overall score represents its combined performance on the Achievement, Progress, Climate, and College & Career (for high schools only) domains.



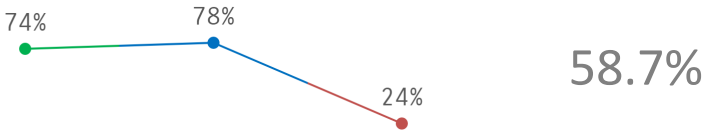
### Achievement: WATCH (37%)

The Achievement domain measures performance on standardized assessments, including PSSA, Keystone Exams, ACCESS for ELLs, and reading assessments.



### Progress: INTERVENE (24%)

The Progress domain measures growth on standardized assessments and progress towards graduation (for high schools only).



### Climate: MODEL (76%)

The Climate domain measures school climate as well as student and parent/guardian engagement.



# Tanner G. Duckrey School

School Code	446	Report Type	K8
Sector	District	Grades in Report	K-8
Address	1501 W. Diamond St., 19121	Enrollment	581
Phone/Fax	215-400-7350 / 215-400-7351	Admissions Category	Neighborhood
Website	philasd.org/duckrey	Turnaround Model	N/A

## Performance Tiers Legend

**INTERVENE (0-24%)**

**WATCH (25-49%)**

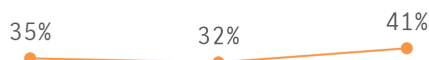
**REINFORCE (50-74%)**

**MODEL (75-100%)**

2016-2017    2017-2018    2018-2019    3-YEAR AVG

## OVERALL: **WATCH (41%)**

A school's overall score represents its combined performance on the Achievement, Progress, Climate, and College & Career (for high schools only) domains.



36.0%

## Achievement: **INTERVENE (3%)**

The Achievement domain measures performance on standardized assessments, including PSSA, Keystone Exams, ACCESS for ELLs, and reading assessments.



2.0%

## Progress: **MODEL (79%)**

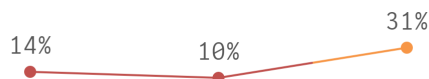
The Progress domain measures growth on standardized assessments and progress towards graduation (for high schools only).



78.3%

## Climate: **WATCH (31%)**

The Climate domain measures school climate as well as student and parent/guardian engagement.



18.3%

# The Philadelphia Charter School for Arts and Sciences

School Code	X22	Report Type	K8
Sector	Charter	Grades in Report	K-8
Address	1197 Haworth St., 19124	Enrollment	1032
Phone/Fax	215-537-2520 / 215-689-1986	Admissions Category	Neighborhood
Website	www.stringtheoryschools.org/edmunds-campus/art-science-landing-page	Turnaround Model	Renaissance Charter

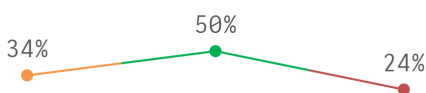
## Performance Tiers Legend

INTERVENE (0-24%)     
 WATCH (25-49%)     
 REINFORCE (50-74%)     
 MODEL (75-100%)

2016-2017      2017-2018      2018-2019      3-YEAR AVG

### OVERALL: INTERVENE (24%)

A school's overall score represents its combined performance on the Achievement, Progress, Climate, and College & Career (for high schools only) domains.



36.0%

### Achievement: INTERVENE (13%)

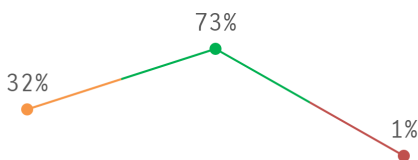
The Achievement domain measures performance on standardized assessments, including PSSA, Keystone Exams, ACCESS for ELLs, and reading assessments.



13.7%

### Progress: INTERVENE (1%)

The Progress domain measures growth on standardized assessments and progress towards graduation (for high schools only).



35.3%

### Climate: REINFORCE (62%)

The Climate domain measures school climate as well as student and parent/guardian engagement.



59.0%



# Theodore Roosevelt School

School Code 636  
 Sector District  
 Address 430 E. Washington Ln., 19144  
 Phone/Fax 215-400-3640 / 215-400-3641  
 Website philasd.org/roosevelt

Report Type K8  
 Grades in Report K-8  
 Enrollment 498  
 Admissions Category Neighborhood  
 Turnaround Model Acceleration

## Performance Tiers Legend

**INTERVENE (0-24%)**

**WATCH (25-49%)**

**REINFORCE (50-74%)**

**MODEL (75-100%)**

2016-2017    2017-2018    2018-2019    3-YEAR AVG

## OVERALL: **INTERVENE (20%)**

A school's overall score represents its combined performance on the Achievement, Progress, Climate, and College & Career (for high schools only) domains.



14.0%

## Achievement: **INTERVENE (3%)**

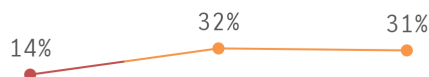
The Achievement domain measures performance on standardized assessments, including PSSA, Keystone Exams, ACCESS for ELLs, and reading assessments.



1.7%

## Progress: **WATCH (31%)**

The Progress domain measures growth on standardized assessments and progress towards graduation (for high schools only).



25.7%

## Climate: **INTERVENE (23%)**

The Climate domain measures school climate as well as student and parent/guardian engagement.



11.7%

# Thomas K. Finletter School

School Code	727	Report Type	K8
Sector	District	Grades in Report	K-8
Address	6100 N. Front St., 19120	Enrollment	773
Phone/Fax	215-400-3750 / 215-400-3751	Admissions Category	Neighborhood
Website	www.philasd.org/finletter	Turnaround Model	N/A

## Performance Tiers Legend

**INTERVENE (0-24%)**

**WATCH (25-49%)**

**REINFORCE (50-74%)**

**MODEL (75-100%)**

2016-2017    2017-2018    2018-2019    3-YEAR AVG

## OVERALL: **REINFORCE (55%)**

A school's overall score represents its combined performance on the Achievement, Progress, Climate, and College & Career (for high schools only) domains.



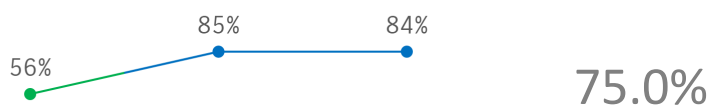
## Achievement: **INTERVENE (24%)**

The Achievement domain measures performance on standardized assessments, including PSSA, Keystone Exams, ACCESS for ELLs, and reading assessments.



## Progress: **MODEL (84%)**

The Progress domain measures growth on standardized assessments and progress towards graduation (for high schools only).



## Climate: **REINFORCE (52%)**

The Climate domain measures school climate as well as student and parent/guardian engagement.



# Thomas Mifflin School

School Code	632	Report Type	K8
Sector	District	Grades in Report	K-8
Address	3624 Conrad St., 19129	Enrollment	303
Phone/Fax	215-400-3830 / 215-400-3831	Admissions Category	Neighborhood
Website	philasd.org/mifflin	Turnaround Model	N/A

## Performance Tiers Legend

**INTERVENE (0-24%)**

**WATCH (25-49%)**

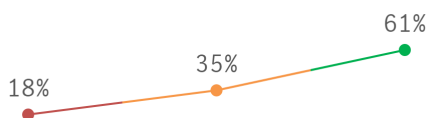
**REINFORCE (50-74%)**

**MODEL (75-100%)**

2016-2017    2017-2018    2018-2019    3-YEAR AVG

## OVERALL: **REINFORCE (61%)**

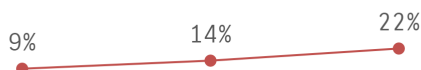
A school's overall score represents its combined performance on the Achievement, Progress, Climate, and College & Career (for high schools only) domains.



38.0%

## Achievement: **INTERVENE (22%)**

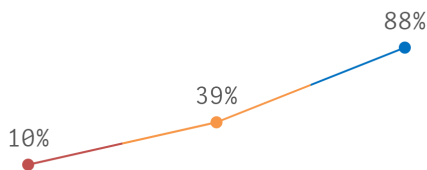
The Achievement domain measures performance on standardized assessments, including PSSA, Keystone Exams, ACCESS for ELLs, and reading assessments.



15.0%

## Progress: **MODEL (88%)**

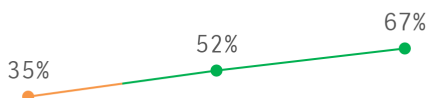
The Progress domain measures growth on standardized assessments and progress towards graduation (for high schools only).



45.7%

## Climate: **REINFORCE (67%)**

The Climate domain measures school climate as well as student and parent/guardian engagement.



51.3%

# Thurgood Marshall School

School Code	550	Report Type	K8
Sector	District	Grades in Report	K-8
Address	5120 N. 6th St., 19120	Enrollment	744
Phone/Fax	215-400-3770 / 215-400-3771	Admissions Category	Neighborhood
Website	philasd.org/thurgoodmarshall	Turnaround Model	N/A

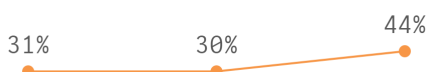
## Performance Tiers Legend

**INTERVENE (0-24%)**      **WATCH (25-49%)**      **REINFORCE (50-74%)**      **MODEL (75-100%)**

2016-2017      2017-2018      2018-2019      3-YEAR AVG

### OVERALL: **WATCH (44%)**

A school's overall score represents its combined performance on the Achievement, Progress, Climate, and College & Career (for high schools only) domains.



35.0%

### Achievement: **INTERVENE (5%)**

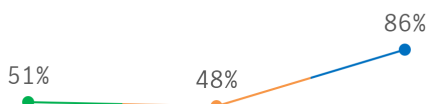
The Achievement domain measures performance on standardized assessments, including PSSA, Keystone Exams, ACCESS for ELLs, and reading assessments.



5.3%

### Progress: **MODEL (86%)**

The Progress domain measures growth on standardized assessments and progress towards graduation (for high schools only).



61.7%

### Climate: **WATCH (30%)**

The Climate domain measures school climate as well as student and parent/guardian engagement.



31.3%

# Universal Charter School at Alcorn

School Code	X24	Report Type	K8
Sector	Charter	Grades in Report	K-8
Address	3200 Dickinson St., 19146	Enrollment	597
Phone/Fax	215-952-6219 / 215-952-0853	Admissions Category	Neighborhood
Website	www.universalfamilyofschools.org/universal-alcorn-elementary/	Turnaround Model	Renaissance Charter

## Performance Tiers Legend

INTERVENE (0-24%)     
 WATCH (25-49%)     
 REINFORCE (50-74%)     
 MODEL (75-100%)

2016-2017      2017-2018      2018-2019      3-YEAR AVG

### OVERALL: REINFORCE (62%)

A school's overall score represents its combined performance on the Achievement, Progress, Climate, and College & Career (for high schools only) domains.



### Achievement: WATCH (25%)

The Achievement domain measures performance on standardized assessments, including PSSA, Keystone Exams, ACCESS for ELLs, and reading assessments.



### Progress: MODEL (83%)

The Progress domain measures growth on standardized assessments and progress towards graduation (for high schools only).



### Climate: REINFORCE (70%)

The Climate domain measures school climate as well as student and parent/guardian engagement.



# Universal Charter School at Creighton

School Code	X21	Report Type	K8
Sector	Charter	Grades in Report	K-8
Address	5401 Tabor Ave., 19120	Enrollment	773
Phone/Fax	215-537-2531 / 267-388-5227	Admissions Category	Neighborhood
Website	www.universalfamilyofschools.org/universal-creighton/	Turnaround Model	Renaissance Charter

## Performance Tiers Legend

INTERVENE (0-24%)     
 WATCH (25-49%)     
 REINFORCE (50-74%)     
 MODEL (75-100%)

2016-2017      2017-2018      2018-2019      3-YEAR AVG

### OVERALL: REINFORCE (63%)

A school's overall score represents its combined performance on the Achievement, Progress, Climate, and College & Career (for high schools only) domains.



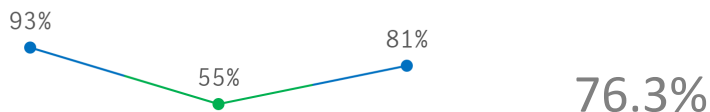
### Achievement: WATCH (36%)

The Achievement domain measures performance on standardized assessments, including PSSA, Keystone Exams, ACCESS for ELLs, and reading assessments.



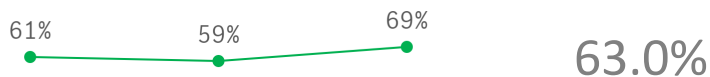
### Progress: MODEL (81%)

The Progress domain measures growth on standardized assessments and progress towards graduation (for high schools only).



### Climate: REINFORCE (69%)

The Climate domain measures school climate as well as student and parent/guardian engagement.



# Universal Charter School at Daroff

School Code	X11	Report Type	K8
Sector	Charter	Grades in Report	K-8
Address	5630 Vine St., 19139	Enrollment	750
Phone/Fax	215-471-2905 / 267-403-2572	Admissions Category	Neighborhood
Website	www.universalfamilyofschools.org/universal-daroff/	Turnaround Model	Renaissance Charter

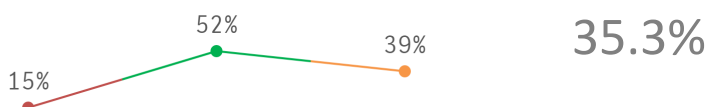
## Performance Tiers Legend

INTERVENE (0-24%)     
 WATCH (25-49%)     
 REINFORCE (50-74%)     
 MODEL (75-100%)

2016-2017      2017-2018      2018-2019      3-YEAR AVG


### OVERALL: WATCH (39%)

A school's overall score represents its combined performance on the Achievement, Progress, Climate, and College & Career (for high schools only) domains.



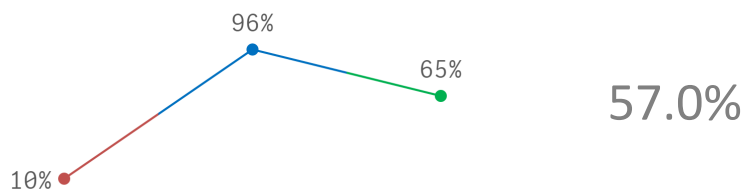
### Achievement: INTERVENE (4%)

The Achievement domain measures performance on standardized assessments, including PSSA, Keystone Exams, ACCESS for ELLs, and reading assessments.



### Progress: REINFORCE (65%)

The Progress domain measures growth on standardized assessments and progress towards graduation (for high schools only).



### Climate: WATCH (40%)

The Climate domain measures school climate as well as student and parent/guardian engagement.



# Universal Institute Charter School

School Code: W26  
 Sector: Charter  
 Address: 800 S. 15th St., 19146  
 Phone/Fax: 215-732-2876 / 267-519-2685  
 Website: [universalfamilyofschools.org/our-schools/universal-institute-charter-school](http://universalfamilyofschools.org/our-schools/universal-institute-charter-school)

Report Type: K8  
 Grades in Report: K-8  
 Enrollment: 652  
 Admissions Category: Citywide  
 Turnaround Model: N/A

## Performance Tiers Legend

INTERVENE (0-24%)

WATCH (25-49%)

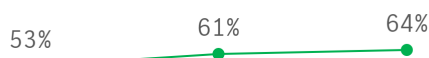
REINFORCE (50-74%)

MODEL (75-100%)

2016-2017    2017-2018    2018-2019    3-YEAR AVG

### OVERALL: REINFORCE (64%)

A school's overall score represents its combined performance on the Achievement, Progress, Climate, and College & Career (for high schools only) domains.



59.3%

### Achievement: WATCH (25%)

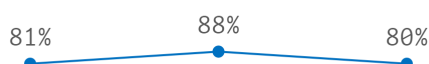
The Achievement domain measures performance on standardized assessments, including PSSA, Keystone Exams, ACCESS for ELLs, and reading assessments.



21.7%

### Progress: MODEL (80%)

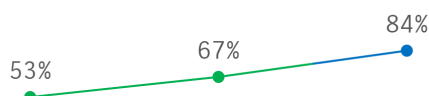
The Progress domain measures growth on standardized assessments and progress towards graduation (for high schools only).



83.0%

### Climate: MODEL (84%)

The Climate domain measures school climate as well as student and parent/guardian engagement.



68.0%



# Vare-Washington School

School Code	272	Report Type	K8
Sector	District	Grades in Report	K-8
Address	1198 S. 5th St., 19147	Enrollment	370
Phone/Fax	215-400-8120 / 215-400-8121	Admissions Category	Neighborhood
Website	philasd.org/vare	Turnaround Model	N/A

## Performance Tiers Legend

**INTERVENE (0-24%)**

**WATCH (25-49%)**

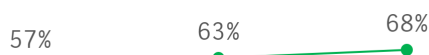
**REINFORCE (50-74%)**

**MODEL (75-100%)**

2016-2017    2017-2018    2018-2019    3-YEAR AVG

## OVERALL: **REINFORCE (68%)**

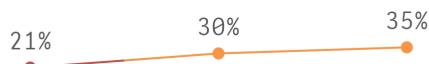
A school's overall score represents its combined performance on the Achievement, Progress, Climate, and College & Career (for high schools only) domains.



62.7%

## Achievement: **WATCH (35%)**

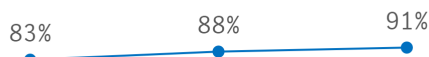
The Achievement domain measures performance on standardized assessments, including PSSA, Keystone Exams, ACCESS for ELLs, and reading assessments.



28.7%

## Progress: **MODEL (91%)**

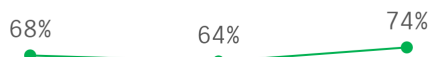
The Progress domain measures growth on standardized assessments and progress towards graduation (for high schools only).



87.3%

## Climate: **REINFORCE (74%)**

The Climate domain measures school climate as well as student and parent/guardian engagement.



68.7%

# West Oak Lane Charter School

School Code	W14	Report Type	K8
Sector	Charter	Grades in Report	K-8
Address	7115 Stenton Ave., 19138	Enrollment	1026
Phone/Fax	215-927-7995 / 215-927-7980	Admissions Category	Citywide
Website	www.wolcs.org	Turnaround Model	N/A

## Performance Tiers Legend

INTERVENE (0-24%)

WATCH (25-49%)

REINFORCE (50-74%)

MODEL (75-100%)

2016-2017    2017-2018    2018-2019    3-YEAR AVG

## OVERALL: WATCH (49%)

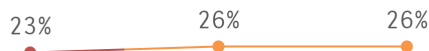
A school's overall score represents its combined performance on the Achievement, Progress, Climate, and College & Career (for high schools only) domains.



39.3%

## Achievement: WATCH (26%)

The Achievement domain measures performance on standardized assessments, including PSSA, Keystone Exams, ACCESS for ELLs, and reading assessments.



25.0%

## Progress: WATCH (45%)

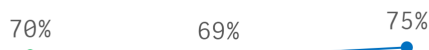
The Progress domain measures growth on standardized assessments and progress towards graduation (for high schools only).



23.7%

## Climate: MODEL (75%)

The Climate domain measures school climate as well as student and parent/guardian engagement.



71.3%

# William C. Bryant School

School Code	123	Report Type	K8
Sector	District	Grades in Report	K-8
Address	6001 Cedar Ave., 19143	Enrollment	439
Phone/Fax	215-400-7910 / 215-400-7911	Admissions Category	Neighborhood
Website	philasd.org/bryant	Turnaround Model	Acceleration

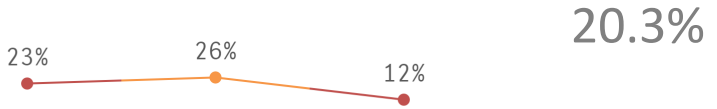
## Performance Tiers Legend

INTERVENE (0-24%)     
 WATCH (25-49%)     
 REINFORCE (50-74%)     
 MODEL (75-100%)

2016-2017    2017-2018    2018-2019    3-YEAR AVG

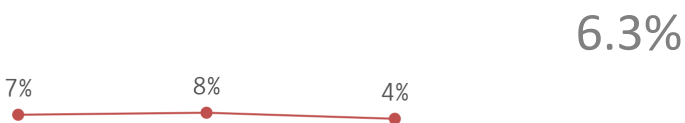
### OVERALL: INTERVENE (12%)

A school's overall score represents its combined performance on the Achievement, Progress, Climate, and College & Career (for high schools only) domains.



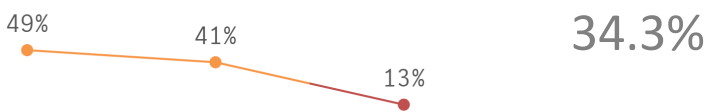
### Achievement: INTERVENE (4%)

The Achievement domain measures performance on standardized assessments, including PSSA, Keystone Exams, ACCESS for ELLs, and reading assessments.



### Progress: INTERVENE (13%)

The Progress domain measures growth on standardized assessments and progress towards graduation (for high schools only).



### Climate: INTERVENE (18%)

The Climate domain measures school climate as well as student and parent/guardian engagement.



# William C. Longstreth School

School Code	135	Report Type	K8
Sector	District	Grades in Report	K-8
Address	5700 Willows Ave., 19143	Enrollment	382
Phone/Fax	215-400-7870 / 215-400-7871	Admissions Category	Neighborhood
Website	philasd.org/longstreth	Turnaround Model	N/A

## Performance Tiers Legend

**INTERVENE (0-24%)**

**WATCH (25-49%)**

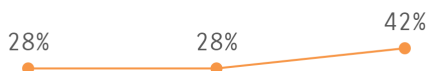
**REINFORCE (50-74%)**

**MODEL (75-100%)**

2016-2017    2017-2018    2018-2019    3-YEAR AVG

## OVERALL: **WATCH (42%)**

A school's overall score represents its combined performance on the Achievement, Progress, Climate, and College & Career (for high schools only) domains.



**32.7%**

## Achievement: **INTERVENE (6%)**

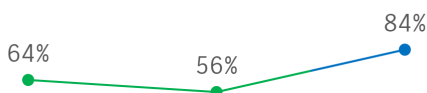
The Achievement domain measures performance on standardized assessments, including PSSA, Keystone Exams, ACCESS for ELLs, and reading assessments.



**3.0%**

## Progress: **MODEL (84%)**

The Progress domain measures growth on standardized assessments and progress towards graduation (for high schools only).



**68.0%**

## Climate: **WATCH (26%)**

The Climate domain measures school climate as well as student and parent/guardian engagement.



**20.7%**

# William D. Kelley School

School Code	456	Report Type	K8
Sector	District	Grades in Report	K-8
Address	1601 N. 28th St., 19121	Enrollment	366
Phone/Fax	215-400-7370 / 215-400-7371	Admissions Category	Neighborhood
Website	philasd.org/kelley	Turnaround Model	N/A

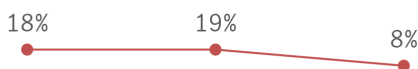
## Performance Tiers Legend

INTERVENE (0-24%)     
 WATCH (25-49%)     
 REINFORCE (50-74%)     
 MODEL (75-100%)

2016-2017      2017-2018      2018-2019      3-YEAR AVG

### OVERALL: INTERVENE (8%)

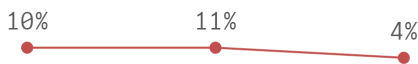
A school's overall score represents its combined performance on the Achievement, Progress, Climate, and College & Career (for high schools only) domains.



15.0%

### Achievement: INTERVENE (4%)

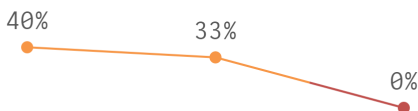
The Achievement domain measures performance on standardized assessments, including PSSA, Keystone Exams, ACCESS for ELLs, and reading assessments.



8.3%

### Progress: INTERVENE (0%)

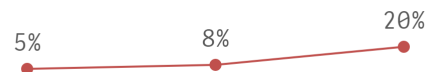
The Progress domain measures growth on standardized assessments and progress towards graduation (for high schools only).



24.3%

### Climate: INTERVENE (20%)

The Climate domain measures school climate as well as student and parent/guardian engagement.



11.0%

# William Dick School

School Code	427	Report Type	K8
Sector	District	Grades in Report	K-8
Address	2498 W. Diamond St., 19121	Enrollment	500
Phone/Fax	215-400-7340 / 215-400-7341	Admissions Category	Neighborhood
Website	philasd.org/wdick	Turnaround Model	N/A

## Performance Tiers Legend

**INTERVENE (0-24%)**

**WATCH (25-49%)**

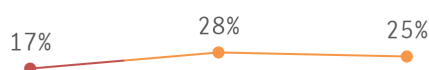
**REINFORCE (50-74%)**

**MODEL (75-100%)**

2016-2017    2017-2018    2018-2019    3-YEAR AVG

### OVERALL: **WATCH (25%)**

A school's overall score represents its combined performance on the Achievement, Progress, Climate, and College & Career (for high schools only) domains.



23.3%

### Achievement: **INTERVENE (4%)**

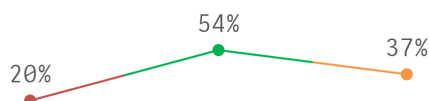
The Achievement domain measures performance on standardized assessments, including PSSA, Keystone Exams, ACCESS for ELLs, and reading assessments.



3.0%

### Progress: **WATCH (37%)**

The Progress domain measures growth on standardized assessments and progress towards graduation (for high schools only).



37.0%

### Climate: **WATCH (31%)**

The Climate domain measures school climate as well as student and parent/guardian engagement.



26.0%

# William H. Hunter School

School Code	533	Report Type	K8
Sector	District	Grades in Report	K-8
Address	2400 N. Front St., 19133	Enrollment	552
Phone/Fax	215-400-7110 / 215-400-7111	Admissions Category	Neighborhood
Website	philasd.org/hunter	Turnaround Model	N/A

## Performance Tiers Legend

**INTERVENE (0-24%)**

**WATCH (25-49%)**

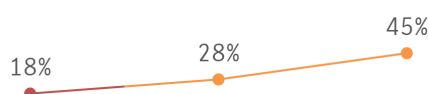
**REINFORCE (50-74%)**

**MODEL (75-100%)**

2016-2017    2017-2018    2018-2019    3-YEAR AVG

## OVERALL: **WATCH (45%)**

A school's overall score represents its combined performance on the Achievement, Progress, Climate, and College & Career (for high schools only) domains.



30.3%

## Achievement: **INTERVENE (8%)**

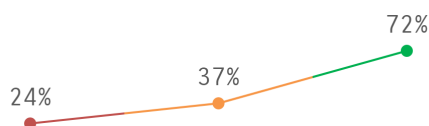
The Achievement domain measures performance on standardized assessments, including PSSA, Keystone Exams, ACCESS for ELLs, and reading assessments.



4.7%

## Progress: **REINFORCE (72%)**

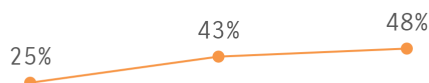
The Progress domain measures growth on standardized assessments and progress towards graduation (for high schools only).



44.3%

## Climate: **WATCH (48%)**

The Climate domain measures school climate as well as student and parent/guardian engagement.



38.7%

# William H. Ziegler School

School Code	746	Report Type	K8
Sector	District	Grades in Report	K-8
Address	5935 Saul St., 19149	Enrollment	571
Phone/Fax	215-400-3260 / 215-400-3261	Admissions Category	Neighborhood
Website	philasd.org/ziegler	Turnaround Model	N/A

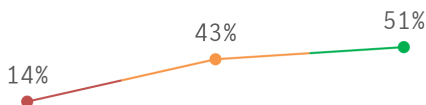
## Performance Tiers Legend

INTERVENE (0-24%)     
 WATCH (25-49%)     
 REINFORCE (50-74%)     
 MODEL (75-100%)

2016-2017      2017-2018      2018-2019      3-YEAR AVG

### OVERALL: REINFORCE (51%)

A school's overall score represents its combined performance on the Achievement, Progress, Climate, and College & Career (for high schools only) domains.



36.0%

### Achievement: INTERVENE (11%)

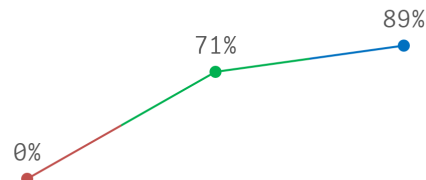
The Achievement domain measures performance on standardized assessments, including PSSA, Keystone Exams, ACCESS for ELLs, and reading assessments.



10.7%

### Progress: MODEL (89%)

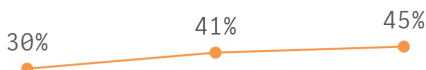
The Progress domain measures growth on standardized assessments and progress towards graduation (for high schools only).



53.3%

### Climate: WATCH (45%)

The Climate domain measures school climate as well as student and parent/guardian engagement.



38.7%



# William M. Meredith School

School Code	238	Report Type	K8
Sector	District	Grades in Report	K-8
Address	725 S. 5th St., 19147	Enrollment	573
Phone/Fax	215-400-7990 / 215-400-7991	Admissions Category	Neighborhood
Website	philasd.org/meredith	Turnaround Model	N/A

## Performance Tiers Legend

**INTERVENE (0-24%)**

**WATCH (25-49%)**

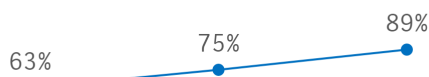
**REINFORCE (50-74%)**

**MODEL (75-100%)**

2016-2017    2017-2018    2018-2019    3-YEAR AVG

### OVERALL: **MODEL (89%)**

A school's overall score represents its combined performance on the Achievement, Progress, Climate, and College & Career (for high schools only) domains.



75.7%

### Achievement: **MODEL (83%)**

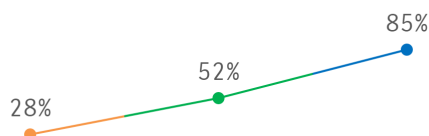
The Achievement domain measures performance on standardized assessments, including PSSA, Keystone Exams, ACCESS for ELLs, and reading assessments.



80.0%

### Progress: **MODEL (85%)**

The Progress domain measures growth on standardized assessments and progress towards graduation (for high schools only).



55.0%

### Climate: **MODEL (98%)**

The Climate domain measures school climate as well as student and parent/guardian engagement.



96.3%

# William McKinley School

School Code	535	Report Type	K8
Sector	District	Grades in Report	K-8
Address	2101 N. Orkney St., 19122	Enrollment	428
Phone/Fax	215-400-7440 / 215-400-7441	Admissions Category	Neighborhood
Website	philasd.org/mckinley	Turnaround Model	N/A

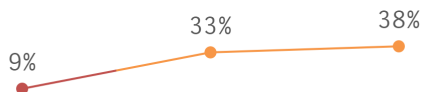
## Performance Tiers Legend

INTERVENE (0-24%)     
 WATCH (25-49%)     
 REINFORCE (50-74%)     
 MODEL (75-100%)

2016-2017    2017-2018    2018-2019    3-YEAR AVG

### OVERALL: WATCH (38%)

A school's overall score represents its combined performance on the Achievement, Progress, Climate, and College & Career (for high schools only) domains.



26.7%

### Achievement: INTERVENE (10%)

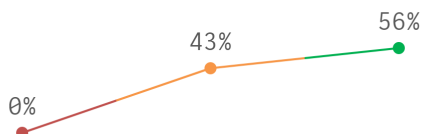
The Achievement domain measures performance on standardized assessments, including PSSA, Keystone Exams, ACCESS for ELLs, and reading assessments.



7.3%

### Progress: REINFORCE (56%)

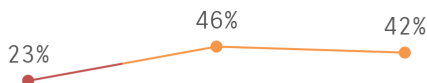
The Progress domain measures growth on standardized assessments and progress towards graduation (for high schools only).



33.0%

### Climate: WATCH (42%)

The Climate domain measures school climate as well as student and parent/guardian engagement.



37.0%

# Wissahickon Charter School

School Code	W62	Report Type	K8
Sector	Charter	Grades in Report	K-8
Address	4700 Wissahickon Ave., 19144	Enrollment	951
Phone/Fax	267-338-1020 / 267-338-1030	Admissions Category	Citywide With Criteria
Website	www.wissahickoncharter.org	Turnaround Model	N/A

## Performance Tiers Legend

INTERVENE (0-24%)

WATCH (25-49%)

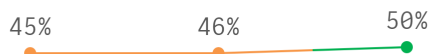
REINFORCE (50-74%)

MODEL (75-100%)

2016-2017    2017-2018    2018-2019    3-YEAR AVG

## OVERALL: REINFORCE (50%)

A school's overall score represents its combined performance on the Achievement, Progress, Climate, and College & Career (for high schools only) domains.



47.0%

## Achievement: WATCH (30%)

The Achievement domain measures performance on standardized assessments, including PSSA, Keystone Exams, ACCESS for ELLs, and reading assessments.



27.3%

## Progress: WATCH (35%)

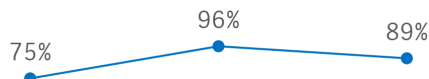
The Progress domain measures growth on standardized assessments and progress towards graduation (for high schools only).



30.7%

## Climate: MODEL (89%)

The Climate domain measures school climate as well as student and parent/guardian engagement.



86.7%