

Academy for the Middle Years at Northwest

School Code 648
 Sector District
 Address 6000 Ridge Ave., 19128
 Phone/Fax 215-400-3460 / 215-400-3461
 Website philasd.org/amynw

Report Type MS
 Grades in Report 6-8
 Enrollment 323
 Admissions Category Special Admit
 Turnaround Model N/A

Performance Tiers Legend

INTERVENE (0-24%)

WATCH (25-49%)

REINFORCE (50-74%)

MODEL (75-100%)

2016-2017

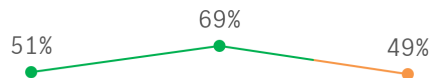
2017-2018

2018-2019

3-YEAR AVG

OVERALL: WATCH (49%)

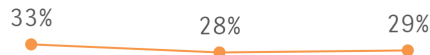
A school's overall score represents its combined performance on the Achievement, Progress, Climate, and College & Career (for high schools only) domains.



56.3%

Achievement: WATCH (29%)

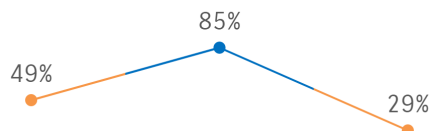
The Achievement domain measures performance on standardized assessments, including PSSA, Keystone Exams, ACCESS for ELLs, and reading assessments.



30.0%

Progress: WATCH (29%)

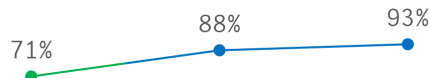
The Progress domain measures growth on standardized assessments and progress towards graduation (for high schools only).



54.3%

Climate: MODEL (93%)

The Climate domain measures school climate as well as student and parent/guardian engagement.



84.0%

Alternative Middle Years at James Martin

School Code	543	Report Type	MS
Sector	District	Grades in Report	6-8
Address	3380 Richmond St., 19134	Enrollment	431
Phone/Fax	215-400-7190 / 215-400-7191	Admissions Category	Citywide
Website	philasd.org/amymartin	Turnaround Model	N/A

Performance Tiers Legend

INTERVENE (0-24%)

WATCH (25-49%)

REINFORCE (50-74%)

MODEL (75-100%)

2016-2017

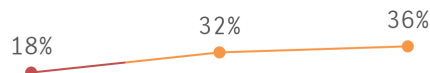
2017-2018

2018-2019

3-YEAR AVG

OVERALL: **WATCH (36%)**

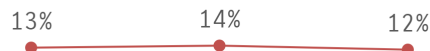
A school's overall score represents its combined performance on the Achievement, Progress, Climate, and College & Career (for high schools only) domains.



28.7%

Achievement: **INTERVENE (12%)**

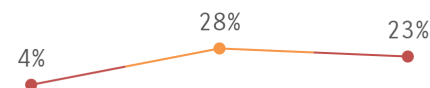
The Achievement domain measures performance on standardized assessments, including PSSA, Keystone Exams, ACCESS for ELLs, and reading assessments.



13.0%

Progress: **INTERVENE (23%)**

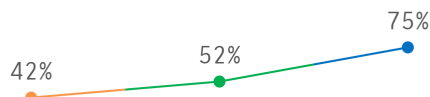
The Progress domain measures growth on standardized assessments and progress towards graduation (for high schools only).



18.3%

Climate: **MODEL (75%)**

The Climate domain measures school climate as well as student and parent/guardian engagement.



56.3%

Aspira Charter School at Stetson

School Code	X06	Report Type	MS
Sector	Charter	Grades in Report	5-8
Address	3200 B. St., 19134	Enrollment	909
Phone/Fax	215-291-4720 / 215-291-4168	Admissions Category	Neighborhood
Website	stetsoncharter.org/	Turnaround Model	Renaissance Charter

Performance Tiers Legend

INTERVENE (0-24%)

WATCH (25-49%)

REINFORCE (50-74%)

MODEL (75-100%)

2016-2017

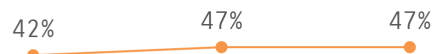
2017-2018

2018-2019

3-YEAR AVG

OVERALL: **WATCH (47%)**

A school's overall score represents its combined performance on the Achievement, Progress, Climate, and College & Career (for high schools only) domains.



45.3%

Achievement: **INTERVENE (0%)**

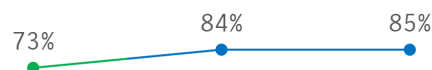
The Achievement domain measures performance on standardized assessments, including PSSA, Keystone Exams, ACCESS for ELLs, and reading assessments.



0.0%

Progress: **MODEL (85%)**

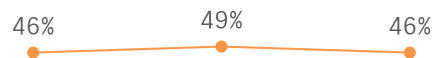
The Progress domain measures growth on standardized assessments and progress towards graduation (for high schools only).



80.7%

Climate: **WATCH (46%)**

The Climate domain measures school climate as well as student and parent/guardian engagement.



47.0%

2018-2019 School Progress Report

Austin Meehan School

School Code 814
Sector District
Address 3001 Ryan Ave., 19152
Phone/Fax 215-400-3240 / 215-400-3241
Website philasd.org/meehan

Report Type MS
Grades in Report 7-8
Enrollment 655
Admissions Category Neighborhood
Turnaround Model N/A

Performance Tiers Legend

INTERVENE (0-24%)

WATCH (25-49%)

REINFORCE (50-74%)

MODEL (75-100%)

2016-2017

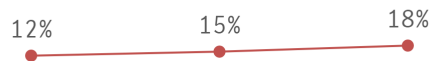
2017-2018

2018-2019

3-YEAR AVG

OVERALL: INTERVENE (18%)

A school's overall score represents its combined performance on the Achievement, Progress, Climate, and College & Career (for high schools only) domains.



15.0%

Achievement: INTERVENE (9%)

The Achievement domain measures performance on standardized assessments, including PSSA, Keystone Exams, ACCESS for ELLs, and reading assessments.



7.0%

Progress: INTERVENE (0%)

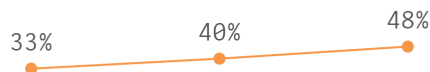
The Progress domain measures growth on standardized assessments and progress towards graduation (for high schools only).



0.7%

Climate: WATCH (48%)

The Climate domain measures school climate as well as student and parent/guardian engagement.



40.3%

Baldi School

School Code 816
 Sector District
 Address 8801 Verree Rd., 19115
 Phone/Fax 215-400-3090 / 215-400-3091
 Website philasd.org/baldi

Report Type MS
 Grades in Report 6-8
 Enrollment 1499
 Admissions Category Neighborhood
 Turnaround Model N/A

Performance Tiers Legend

INTERVENE (0-24%)

WATCH (25-49%)

REINFORCE (50-74%)

MODEL (75-100%)

2016-2017

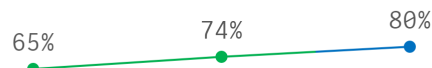
2017-2018

2018-2019

3-YEAR AVG

OVERALL: MODEL (80%)

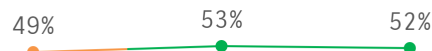
A school's overall score represents its combined performance on the Achievement, Progress, Climate, and College & Career (for high schools only) domains.



73.0%

Achievement: REINFORCE (52%)

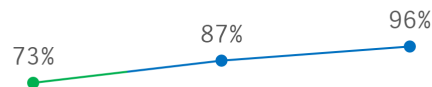
The Achievement domain measures performance on standardized assessments, including PSSA, Keystone Exams, ACCESS for ELLs, and reading assessments.



51.3%

Progress: MODEL (96%)

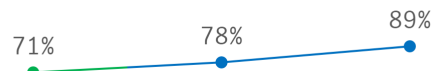
The Progress domain measures growth on standardized assessments and progress towards graduation (for high schools only).



85.3%

Climate: MODEL (89%)

The Climate domain measures school climate as well as student and parent/guardian engagement.



79.3%

Boys Latin of Philadelphia Charter School

School Code	W88	Report Type	MS
Sector	Charter	Grades in Report	6-8
Address	5501 Cedar Ave., 19143	Enrollment	363
Phone/Fax	215-387-5149 / 215-387-5159	Admissions Category	Citywide
Website	www.boyslatin.org	Turnaround Model	N/A

Performance Tiers Legend

INTERVENE (0-24%)

WATCH (25-49%)

REINFORCE (50-74%)

MODEL (75-100%)

2016-2017

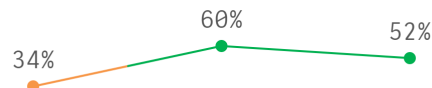
2017-2018

2018-2019

3-YEAR AVG

OVERALL: REINFORCE (52%)

A school's overall score represents its combined performance on the Achievement, Progress, Climate, and College & Career (for high schools only) domains.



48.7%

Achievement: INTERVENE (5%)

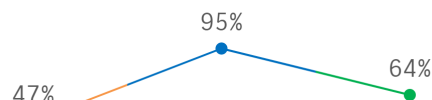
The Achievement domain measures performance on standardized assessments, including PSSA, Keystone Exams, ACCESS for ELLs, and reading assessments.



5.3%

Progress: REINFORCE (64%)

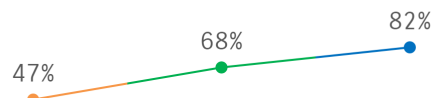
The Progress domain measures growth on standardized assessments and progress towards graduation (for high schools only).



68.7%

Climate: MODEL (82%)

The Climate domain measures school climate as well as student and parent/guardian engagement.



65.7%

Eastern University Academy Charter School*

School Code	W97	Report Type	MS
Sector	Charter	Grades in Report	7-8
Address	Closed, Closed	Enrollment	71
Phone/Fax	Closed / Closed	Admissions Category	Citywide
Website	Closed	Turnaround Model	N/A

Performance Tiers Legend

INTERVENE (0-24%)

WATCH (25-49%)

REINFORCE (50-74%)

MODEL (75-100%)

2016-2017

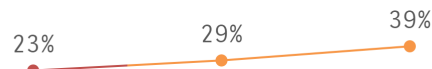
2017-2018

2018-2019

3-YEAR AVG

OVERALL: **WATCH (39%)**

A school's overall score represents its combined performance on the Achievement, Progress, Climate, and College & Career (for high schools only) domains.



30.3%

Achievement: **INTERVENE (1%)**

The Achievement domain measures performance on standardized assessments, including PSSA, Keystone Exams, ACCESS for ELLs, and reading assessments.



2.0%

Progress: **WATCH (27%)**

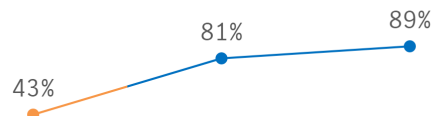
The Progress domain measures growth on standardized assessments and progress towards graduation (for high schools only).



19.3%

Climate: **MODEL (89%)**

The Climate domain measures school climate as well as student and parent/guardian engagement.



71.0%

Esperanza Academy Charter School

School Code W33
 Sector Charter
 Address 301 W. Hunting Park Ave., 19140
 Phone/Fax 215-457-3667 / 215-457-4381
 Website esperanzaacademycs.org

Report Type MS
 Grades in Report 6-8
 Enrollment 670
 Admissions Category Citywide
 Turnaround Model N/A

Performance Tiers Legend

INTERVENE (0-24%)

WATCH (25-49%)

REINFORCE (50-74%)

MODEL (75-100%)

2016-2017

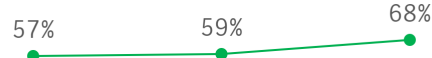
2017-2018

2018-2019

3-YEAR AVG

OVERALL: REINFORCE (68%)

A school's overall score represents its combined performance on the Achievement, Progress, Climate, and College & Career (for high schools only) domains.



61.3%

Achievement: INTERVENE (14%)

The Achievement domain measures performance on standardized assessments, including PSSA, Keystone Exams, ACCESS for ELLs, and reading assessments.



8.7%

Progress: MODEL (100%)

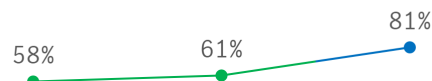
The Progress domain measures growth on standardized assessments and progress towards graduation (for high schools only).



100.0%

Climate: MODEL (81%)

The Climate domain measures school climate as well as student and parent/guardian engagement.



66.7%

Feltonville School of Arts and Sciences

School Code	750	Report Type	MS
Sector	District	Grades in Report	6-8
Address	210 E. Courtland St., 19120	Enrollment	619
Phone/Fax	215-400-3810 / 215-400-3811	Admissions Category	Neighborhood
Website	philasd.org/fas	Turnaround Model	N/A

Performance Tiers Legend

INTERVENE (0-24%)

WATCH (25-49%)

REINFORCE (50-74%)

MODEL (75-100%)

2016-2017

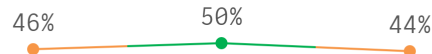
2017-2018

2018-2019

3-YEAR AVG

OVERALL: **WATCH (44%)**

A school's overall score represents its combined performance on the Achievement, Progress, Climate, and College & Career (for high schools only) domains.



46.7%

Achievement: **INTERVENE (3%)**

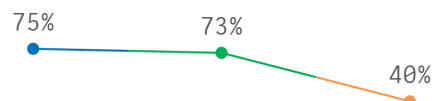
The Achievement domain measures performance on standardized assessments, including PSSA, Keystone Exams, ACCESS for ELLs, and reading assessments.



2.7%

Progress: **WATCH (40%)**

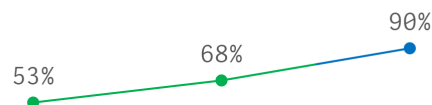
The Progress domain measures growth on standardized assessments and progress towards graduation (for high schools only).



62.7%

Climate: **MODEL (90%)**

The Climate domain measures school climate as well as student and parent/guardian engagement.



70.3%

2018-2019 School Progress Report

Freire Charter School

School Code W18
Sector Charter
Address 2027 Chestnut St., 19103
Phone/Fax 215-557-8555 / 215-557-9051
Website www.freirecharterschool.org

Report Type MS
Grades in Report 5-8
Enrollment 503
Admissions Category Citywide
Turnaround Model N/A

Performance Tiers Legend

INTERVENE (0-24%)

WATCH (25-49%)

REINFORCE (50-74%)

MODEL (75-100%)

2016-2017

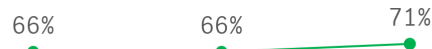
2017-2018

2018-2019

3-YEAR AVG

OVERALL: REINFORCE (71%)

A school's overall score represents its combined performance on the Achievement, Progress, Climate, and College & Career (for high schools only) domains.



67.7%

Achievement: INTERVENE (23%)

The Achievement domain measures performance on standardized assessments, including PSSA, Keystone Exams, ACCESS for ELLs, and reading assessments.



19.3%

Progress: MODEL (100%)

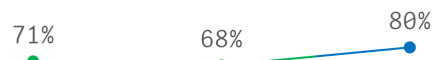
The Progress domain measures growth on standardized assessments and progress towards graduation (for high schools only).



100.0%

Climate: MODEL (80%)

The Climate domain measures school climate as well as student and parent/guardian engagement.



73.0%

General Louis Wagner School

School Code	713	Report Type	MS
Sector	District	Grades in Report	6-8
Address	1701 Chelton Ave., 19126	Enrollment	486
Phone/Fax	215-400-3560 / 215-400-3561	Admissions Category	Neighborhood
Website	philasd.org/wagner	Turnaround Model	N/A

Performance Tiers Legend

INTERVENE (0-24%)

WATCH (25-49%)

REINFORCE (50-74%)

MODEL (75-100%)

2016-2017

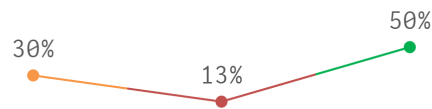
2017-2018

2018-2019

3-YEAR AVG

OVERALL: **REINFORCE (50%)**

A school's overall score represents its combined performance on the Achievement, Progress, Climate, and College & Career (for high schools only) domains.



31.0%

Achievement: **INTERVENE (1%)**

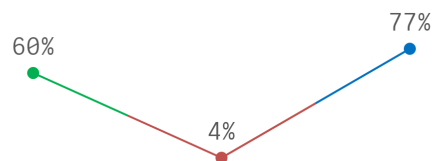
The Achievement domain measures performance on standardized assessments, including PSSA, Keystone Exams, ACCESS for ELLs, and reading assessments.



1.0%

Progress: **MODEL (77%)**

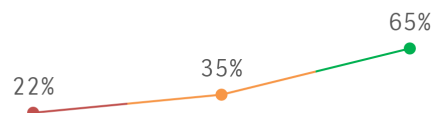
The Progress domain measures growth on standardized assessments and progress towards graduation (for high schools only).



47.0%

Climate: **REINFORCE (65%)**

The Climate domain measures school climate as well as student and parent/guardian engagement.



40.7%

Girard Academic Music Program

School Code 241
 Sector District
 Address 2136 W. Ritner St., 19145
 Phone/Fax 215-400-8230 / 215-400-8231
 Website philasd.org/gamp

Report Type MS
 Grades in Report 5-8
 Enrollment 360
 Admissions Category Special Admit
 Turnaround Model N/A

Performance Tiers Legend

INTERVENE (0-24%)

WATCH (25-49%)

REINFORCE (50-74%)

MODEL (75-100%)

2016-2017

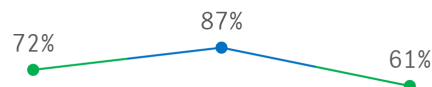
2017-2018

2018-2019

3-YEAR AVG

OVERALL: REINFORCE (61%)

A school's overall score represents its combined performance on the Achievement, Progress, Climate, and College & Career (for high schools only) domains.



73.3%

Achievement: MODEL (83%)

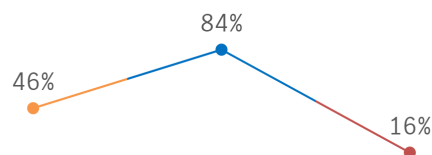
The Achievement domain measures performance on standardized assessments, including PSSA, Keystone Exams, ACCESS for ELLs, and reading assessments.



83.7%

Progress: INTERVENE (16%)

The Progress domain measures growth on standardized assessments and progress towards graduation (for high schools only).



48.7%

Climate: MODEL (95%)

The Climate domain measures school climate as well as student and parent/guardian engagement.



94.3%

Grover Washington, Jr. School

School Code	737	Report Type	MS
Sector	District	Grades in Report	5-8
Address	201 E. Olney Ave., 19120	Enrollment	575
Phone/Fax	215-400-3820 / 215-400-3821	Admissions Category	Neighborhood
Website	philasd.org/gwjr	Turnaround Model	N/A

Performance Tiers Legend

INTERVENE (0-24%)

WATCH (25-49%)

REINFORCE (50-74%)

MODEL (75-100%)

2016-2017

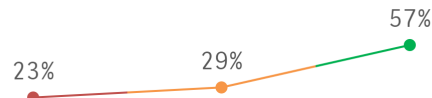
2017-2018

2018-2019

3-YEAR AVG

OVERALL: REINFORCE (57%)

A school's overall score represents its combined performance on the Achievement, Progress, Climate, and College & Career (for high schools only) domains.



36.3%

Achievement: INTERVENE (10%)

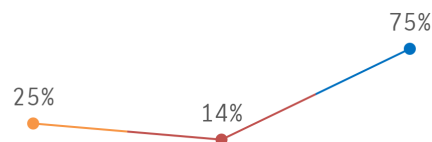
The Achievement domain measures performance on standardized assessments, including PSSA, Keystone Exams, ACCESS for ELLs, and reading assessments.



10.3%

Progress: MODEL (75%)

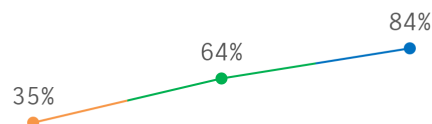
The Progress domain measures growth on standardized assessments and progress towards graduation (for high schools only).



38.0%

Climate: MODEL (84%)

The Climate domain measures school climate as well as student and parent/guardian engagement.



61.0%

High School of Engineering and Science

School Code 403
Sector District
Address 1600 W. Norris St., 19121
Phone/Fax 215-400-7380 / 215-400-7381
Website philasd.org/hses

Report Type MS
Grades in Report 7-8
Enrollment 118
Admissions Category Special Admit
Turnaround Model N/A

Performance Tiers Legend

INTERVENE (0-24%)

WATCH (25-49%)

REINFORCE (50-74%)

MODEL (75-100%)

2016-2017

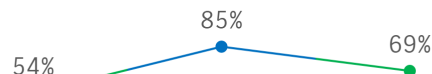
2017-2018

2018-2019

3-YEAR AVG

OVERALL: REINFORCE (69%)

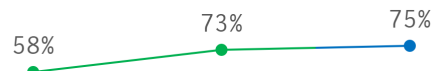
A school's overall score represents its combined performance on the Achievement, Progress, Climate, and College & Career (for high schools only) domains.



69.3%

Achievement: MODEL (75%)

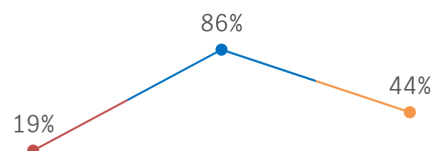
The Achievement domain measures performance on standardized assessments, including PSSA, Keystone Exams, ACCESS for ELLs, and reading assessments.



68.7%

Progress: WATCH (44%)

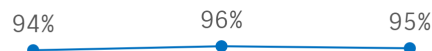
The Progress domain measures growth on standardized assessments and progress towards graduation (for high schools only).



49.7%

Climate: MODEL (95%)

The Climate domain measures school climate as well as student and parent/guardian engagement.



95.0%

2018-2019 School Progress Report

Hill-Freedman World Academy

School Code 646
Sector District
Address 1100 E. Mt. Pleasant Ave., 19150
Phone/Fax 215-400-3530 / 215-400-3531
Website philasd.org/hfwa

Report Type MS
Grades in Report 6-8
Enrollment 285
Admissions Category Special Admit
Turnaround Model N/A

Performance Tiers Legend

INTERVENE (0-24%)

WATCH (25-49%)

REINFORCE (50-74%)

MODEL (75-100%)

2016-2017

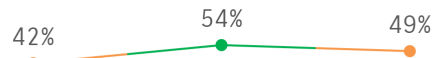
2017-2018

2018-2019

3-YEAR AVG

OVERALL: WATCH (49%)

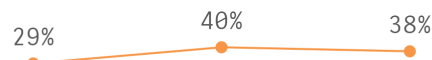
A school's overall score represents its combined performance on the Achievement, Progress, Climate, and College & Career (for high schools only) domains.



48.3%

Achievement: WATCH (38%)

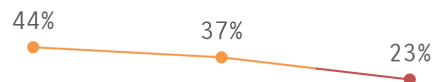
The Achievement domain measures performance on standardized assessments, including PSSA, Keystone Exams, ACCESS for ELLs, and reading assessments.



35.7%

Progress: INTERVENE (23%)

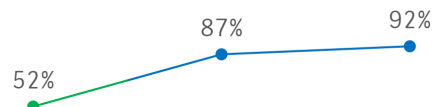
The Progress domain measures growth on standardized assessments and progress towards graduation (for high schools only).



34.7%

Climate: MODEL (92%)

The Climate domain measures school climate as well as student and parent/guardian engagement.



77.0%

2018-2019 School Progress Report

Julia R. Masterman School

School Code 214
Sector District
Address 1699 Spring Garden St., 19130
Phone/Fax 215-400-7580 / 215-400-7581
Website philasd.org/masterman

Report Type MS
Grades in Report 5-8
Enrollment 751
Admissions Category Special Admit
Turnaround Model N/A

Performance Tiers Legend

INTERVENE (0-24%)

WATCH (25-49%)

REINFORCE (50-74%)

MODEL (75-100%)

2016-2017

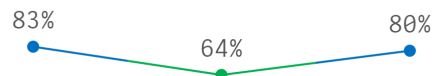
2017-2018

2018-2019

3-YEAR AVG

OVERALL: MODEL (80%)


A school's overall score represents its combined performance on the Achievement, Progress, Climate, and College & Career (for high schools only) domains.



75.7%

Achievement: MODEL (98%)

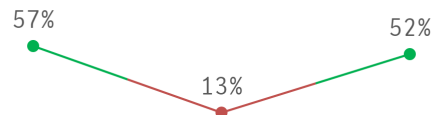
The Achievement domain measures performance on standardized assessments, including PSSA, Keystone Exams, ACCESS for ELLs, and reading assessments.



97.7%

Progress: REINFORCE (52%)

The Progress domain measures growth on standardized assessments and progress towards graduation (for high schools only).



40.7%

Climate: MODEL (96%)

The Climate domain measures school climate as well as student and parent/guardian engagement.



96.0%

2018-2019 School Progress Report

KIPP West Philadelphia Preparatory Charter School

School Code	W96	Report Type	MS
Sector	Charter	Grades in Report	5-8
Address	5900 Baltimore Ave., 19143	Enrollment	363
Phone/Fax	215-294-2973 / 215-294-8707	Admissions Category	Citywide With Criteria
Website	kippphiladelphia.org/our-schools/kipp-west-philadelphia-preparatory-charter-school	Turnaround Model	N/A

Performance Tiers Legend

INTERVENE (0-24%)

WATCH (25-49%)

REINFORCE (50-74%)

MODEL (75-100%)

2016-2017

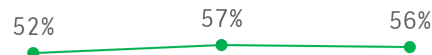
2017-2018

2018-2019

3-YEAR AVG

OVERALL: REINFORCE (56%)

A school's overall score represents its combined performance on the Achievement, Progress, Climate, and College & Career (for high schools only) domains.



55.0%

Achievement: INTERVENE (9%)

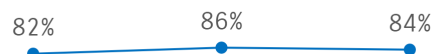
The Achievement domain measures performance on standardized assessments, including PSSA, Keystone Exams, ACCESS for ELLs, and reading assessments.



8.7%

Progress: MODEL (84%)

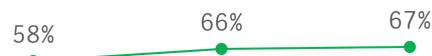
The Progress domain measures growth on standardized assessments and progress towards graduation (for high schools only).



84.0%

Climate: REINFORCE (67%)

The Climate domain measures school climate as well as student and parent/guardian engagement.



63.7%

Mastery Charter School at Gratz

School Code X16
Sector Charter
Address 1798 W. Hunting Park Ave., 19140
Phone/Fax 215-227-4408 / 215-227-3694
Website www.masterycharter.org/gratzprep

Report Type MS
Grades in Report 7-8
Enrollment 274
Admissions Category Neighborhood
Turnaround Model Renaissance Charter

Performance Tiers Legend

INTERVENE (0-24%)

WATCH (25-49%)

REINFORCE (50-74%)

MODEL (75-100%)

2016-2017

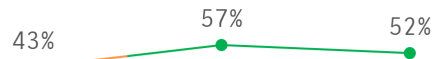
2017-2018

2018-2019

3-YEAR AVG

OVERALL: REINFORCE (52%)

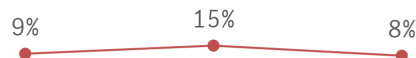
A school's overall score represents its combined performance on the Achievement, Progress, Climate, and College & Career (for high schools only) domains.



50.7%

Achievement: INTERVENE (8%)

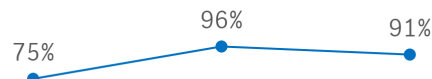
The Achievement domain measures performance on standardized assessments, including PSSA, Keystone Exams, ACCESS for ELLs, and reading assessments.



10.7%

Progress: MODEL (91%)

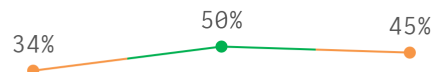
The Progress domain measures growth on standardized assessments and progress towards graduation (for high schools only).



87.3%

Climate: WATCH (45%)

The Climate domain measures school climate as well as student and parent/guardian engagement.



43.0%

Mastery Charter School at Lenfest

School Code W61
Sector Charter
Address 35 S. 4th St., 19106
Phone/Fax 215-922-1902 / 215-922-1903
Website www.masterycharter.org/lenfest

Report Type MS
Grades in Report 7-8
Enrollment 194
Admissions Category Citywide With Criteria
Turnaround Model N/A

Performance Tiers Legend

INTERVENE (0-24%)

WATCH (25-49%)

REINFORCE (50-74%)

MODEL (75-100%)

2016-2017

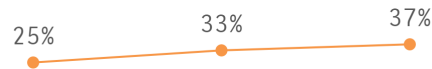
2017-2018

2018-2019

3-YEAR AVG

OVERALL: WATCH (37%)

A school's overall score represents its combined performance on the Achievement, Progress, Climate, and College & Career (for high schools only) domains.



31.7%

Achievement: INTERVENE (14%)

The Achievement domain measures performance on standardized assessments, including PSSA, Keystone Exams, ACCESS for ELLs, and reading assessments.



12.7%

Progress: WATCH (43%)

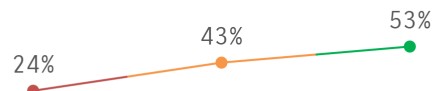
The Progress domain measures growth on standardized assessments and progress towards graduation (for high schools only).



40.7%

Climate: REINFORCE (53%)

The Climate domain measures school climate as well as student and parent/guardian engagement.



40.0%

Mastery Charter School at Pickett

School Code	W93	Report Type	MS
Sector	Charter	Grades in Report	6-8
Address	5700 Wayne Ave., 19144	Enrollment	448
Phone/Fax	215-866-9000 / 215-866-9001	Admissions Category	Citywide With Criteria
Website	www.masterycharter.org/schools/pickett-campus	Turnaround Model	N/A

Performance Tiers Legend

INTERVENE (0-24%)

WATCH (25-49%)

REINFORCE (50-74%)

MODEL (75-100%)

2016-2017

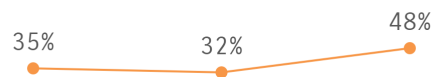
2017-2018

2018-2019

3-YEAR AVG

OVERALL: WATCH (48%)

A school's overall score represents its combined performance on the Achievement, Progress, Climate, and College & Career (for high schools only) domains.



38.3%

Achievement: INTERVENE (6%)

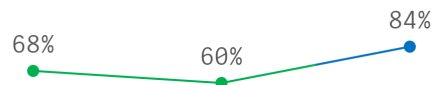
The Achievement domain measures performance on standardized assessments, including PSSA, Keystone Exams, ACCESS for ELLs, and reading assessments.



4.3%

Progress: MODEL (84%)

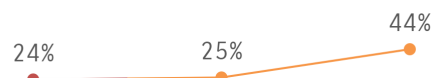
The Progress domain measures growth on standardized assessments and progress towards graduation (for high schools only).



70.7%

Climate: WATCH (44%)

The Climate domain measures school climate as well as student and parent/guardian engagement.



31.0%

Mastery Charter School at Shoemaker

School Code	W83	Report Type	MS
Sector	Charter	Grades in Report	7-8
Address	5301 Media St., 19131	Enrollment	260
Phone/Fax	267-296-7111 / 267-296-7112	Admissions Category	Citywide With Criteria
Website	www.masterycharter.org/shoemaker	Turnaround Model	N/A

Performance Tiers Legend

INTERVENE (0-24%)

WATCH (25-49%)

REINFORCE (50-74%)

MODEL (75-100%)

2016-2017

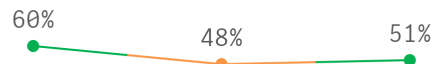
2017-2018

2018-2019

3-YEAR AVG

OVERALL: REINFORCE (51%)

A school's overall score represents its combined performance on the Achievement, Progress, Climate, and College & Career (for high schools only) domains.



53.0%

Achievement: INTERVENE (12%)

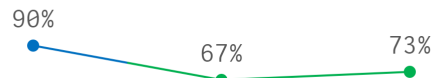
The Achievement domain measures performance on standardized assessments, including PSSA, Keystone Exams, ACCESS for ELLs, and reading assessments.



14.0%

Progress: REINFORCE (73%)

The Progress domain measures growth on standardized assessments and progress towards graduation (for high schools only).



76.7%

Climate: REINFORCE (62%)

The Climate domain measures school climate as well as student and parent/guardian engagement.



61.7%

Memphis Street Academy Charter School at J.P. Jones

School Code	X23	Report Type	MS
Sector	Charter	Grades in Report	5-8
Address	2950 Memphis St., 19134	Enrollment	772
Phone/Fax	215-291-4709 / 215-291-4754	Admissions Category	Neighborhood
Website	www.ap-schools.org/Memphis-Street-Academy	Turnaround Model	Renaissance Charter

Performance Tiers Legend

INTERVENE (0-24%)

WATCH (25-49%)

REINFORCE (50-74%)

MODEL (75-100%)

2016-2017

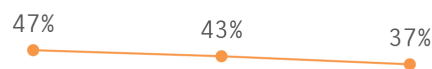
2017-2018

2018-2019

3-YEAR AVG

OVERALL: WATCH (37%)

A school's overall score represents its combined performance on the Achievement, Progress, Climate, and College & Career (for high schools only) domains.



42.3%

Achievement: INTERVENE (1%)

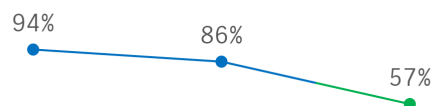
The Achievement domain measures performance on standardized assessments, including PSSA, Keystone Exams, ACCESS for ELLs, and reading assessments.



1.3%

Progress: REINFORCE (57%)

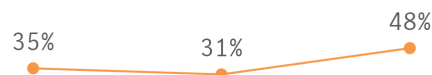
The Progress domain measures growth on standardized assessments and progress towards graduation (for high schools only).



79.0%

Climate: WATCH (48%)

The Climate domain measures school climate as well as student and parent/guardian engagement.



38.0%

Middle Years Alternative School

School Code 158
 Sector District
 Address 4725 Fairmount Ave., 19139
 Phone/Fax 215-400-7720 / 215-400-7721
 Website philasd.org/mya

Report Type MS
 Grades in Report 5-8
 Enrollment 272
 Admissions Category Citywide
 Turnaround Model N/A

Performance Tiers Legend

INTERVENE (0-24%)

WATCH (25-49%)

REINFORCE (50-74%)

MODEL (75-100%)

2016-2017

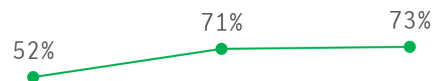
2017-2018

2018-2019

3-YEAR AVG

OVERALL: REINFORCE (73%)

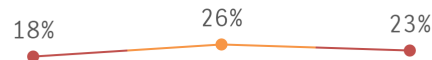
A school's overall score represents its combined performance on the Achievement, Progress, Climate, and College & Career (for high schools only) domains.



65.3%

Achievement: INTERVENE (23%)

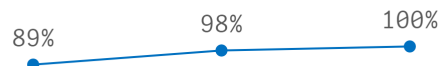
The Achievement domain measures performance on standardized assessments, including PSSA, Keystone Exams, ACCESS for ELLs, and reading assessments.



22.3%

Progress: MODEL (100%)

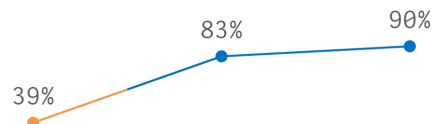
The Progress domain measures growth on standardized assessments and progress towards graduation (for high schools only).



95.7%

Climate: MODEL (90%)

The Climate domain measures school climate as well as student and parent/guardian engagement.



70.7%

2018-2019 School Progress Report

Penn Treaty High School

School Code	516	Report Type	MS
Sector	District	Grades in Report	6-8
Address	600 E. Thompson St., 19125	Enrollment	175
Phone/Fax	215-400-3800 / 215-400-3801	Admissions Category	Neighborhood
Website	philasd.org/penntreaty	Turnaround Model	N/A

Performance Tiers Legend

INTERVENE (0-24%)

WATCH (25-49%)

REINFORCE (50-74%)

MODEL (75-100%)

2016-2017

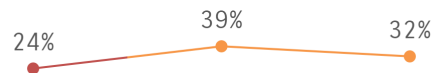
2017-2018

2018-2019

3-YEAR AVG

OVERALL: WATCH (32%)

A school's overall score represents its combined performance on the Achievement, Progress, Climate, and College & Career (for high schools only) domains.



31.7%

Achievement: INTERVENE (6%)

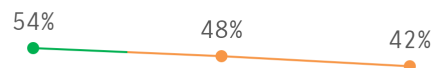
The Achievement domain measures performance on standardized assessments, including PSSA, Keystone Exams, ACCESS for ELLs, and reading assessments.



7.0%

Progress: WATCH (42%)

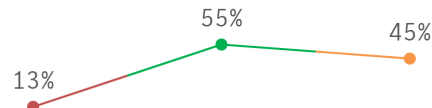
The Progress domain measures growth on standardized assessments and progress towards graduation (for high schools only).



48.0%

Climate: WATCH (45%)

The Climate domain measures school climate as well as student and parent/guardian engagement.



37.7%

Richard Allen Preparatory Charter School

School Code	W59	Report Type	MS
Sector	Charter	Grades in Report	5-8
Address	2601 S. 58th St., 19143	Enrollment	476
Phone/Fax	215-878-1544 / 215-727-0711	Admissions Category	Citywide
Website	www.rapcs.org	Turnaround Model	N/A

Performance Tiers Legend

INTERVENE (0-24%)

WATCH (25-49%)

REINFORCE (50-74%)

MODEL (75-100%)

2016-2017

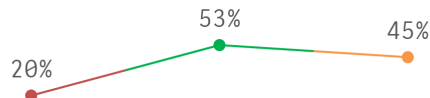
2017-2018

2018-2019

3-YEAR AVG

OVERALL: **WATCH (45%)**

A school's overall score represents its combined performance on the Achievement, Progress, Climate, and College & Career (for high schools only) domains.



39.3%

Achievement: **INTERVENE (3%)**

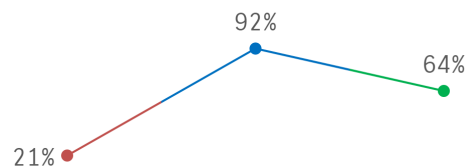
The Achievement domain measures performance on standardized assessments, including PSSA, Keystone Exams, ACCESS for ELLs, and reading assessments.



4.7%

Progress: **REINFORCE (64%)**

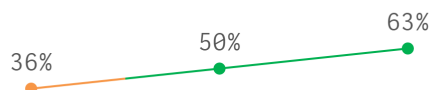
The Progress domain measures growth on standardized assessments and progress towards graduation (for high schools only).



59.0%

Climate: **REINFORCE (63%)**

The Climate domain measures school climate as well as student and parent/guardian engagement.



49.7%

2018-2019 School Progress Report

Roberto Clemente School

School Code 773
Sector District
Address 122 W. Erie Ave., 19140
Phone/Fax 215-400-3930 / 215-400-3931
Website philasd.org/clemente

Report Type MS
Grades in Report 6-8
Enrollment 399
Admissions Category Neighborhood
Turnaround Model Acceleration

Performance Tiers Legend

INTERVENE (0-24%)

WATCH (25-49%)

REINFORCE (50-74%)

MODEL (75-100%)

2016-2017

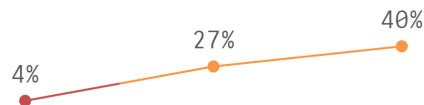
2017-2018

2018-2019

3-YEAR AVG

OVERALL: WATCH (40%)

A school's overall score represents its combined performance on the Achievement, Progress, Climate, and College & Career (for high schools only) domains.



23.7%

Achievement: INTERVENE (0%)

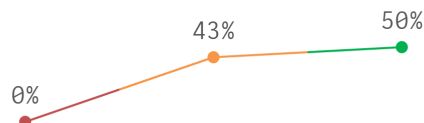
The Achievement domain measures performance on standardized assessments, including PSSA, Keystone Exams, ACCESS for ELLs, and reading assessments.



0.0%

Progress: REINFORCE (50%)

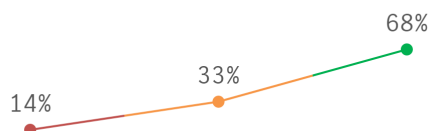
The Progress domain measures growth on standardized assessments and progress towards graduation (for high schools only).



31.0%

Climate: REINFORCE (68%)

The Climate domain measures school climate as well as student and parent/guardian engagement.



38.3%

2018-2019 School Progress Report

Russell H. Conwell School

School Code 523
Sector District
Address 1849 E. Clearfield St., 19134
Phone/Fax 215-400-7210 / 215-400-7211
Website philasd.org/conwell

Report Type MS
Grades in Report 5-8
Enrollment 366
Admissions Category Special Admit
Turnaround Model N/A

Performance Tiers Legend

INTERVENE (0-24%)

WATCH (25-49%)

REINFORCE (50-74%)

MODEL (75-100%)

2016-2017

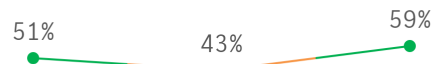
2017-2018

2018-2019

3-YEAR AVG

OVERALL: REINFORCE (59%)

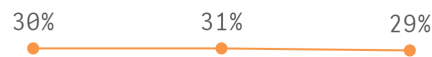
A school's overall score represents its combined performance on the Achievement, Progress, Climate, and College & Career (for high schools only) domains.



51.0%

Achievement: WATCH (29%)

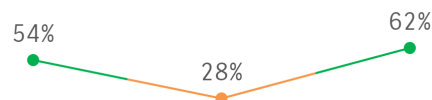
The Achievement domain measures performance on standardized assessments, including PSSA, Keystone Exams, ACCESS for ELLs, and reading assessments.



30.0%

Progress: REINFORCE (62%)

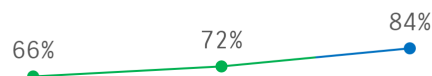
The Progress domain measures growth on standardized assessments and progress towards graduation (for high schools only).



48.0%

Climate: MODEL (84%)

The Climate domain measures school climate as well as student and parent/guardian engagement.



74.0%

Science Leadership Academy Middle School

School Code	205	Report Type	MS
Sector	District	Grades in Report	5-7
Address	3600 Market St., 19104	Enrollment	270
Phone/Fax	215-400-8320 / N/A	Admissions Category	Neighborhood
Website	philasd.org/slams	Turnaround Model	N/A

Performance Tiers Legend

INTERVENE (0-24%)

WATCH (25-49%)

REINFORCE (50-74%)

MODEL (75-100%)

2017-2018

2018-2019

3-YEAR AVG

OVERALL: REINFORCE (61%)

A school's overall score represents its combined performance on the Achievement, Progress, Climate, and College & Career (for high schools only) domains.



N/A

Achievement: INTERVENE (22%)

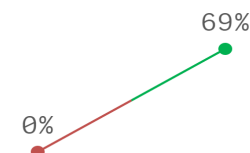
The Achievement domain measures performance on standardized assessments, including PSSA, Keystone Exams, ACCESS for ELLs, and reading assessments.



N/A

Progress: REINFORCE (69%)

The Progress domain measures growth on standardized assessments and progress towards graduation (for high schools only).



N/A

Climate: MODEL (85%)

The Climate domain measures school climate as well as student and parent/guardian engagement.



N/A

Universal Charter School at Vare

School Code	X18	Report Type	MS
Sector	Charter	Grades in Report	5-8
Address	2100 S. 24th St., 19145	Enrollment	354
Phone/Fax	215-952-8611 / 267-239-5866	Admissions Category	Neighborhood
Website	www.universalfamilyofschools.org/universal-vare-charter-school/	Turnaround Model	Renaissance Charter

Performance Tiers Legend

INTERVENE (0-24%)

WATCH (25-49%)

REINFORCE (50-74%)

MODEL (75-100%)

2016-2017

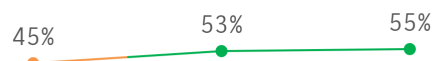
2017-2018

2018-2019

3-YEAR AVG

OVERALL: REINFORCE (55%)

A school's overall score represents its combined performance on the Achievement, Progress, Climate, and College & Career (for high schools only) domains.



51.0%

Achievement: INTERVENE (10%)

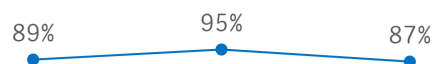
The Achievement domain measures performance on standardized assessments, including PSSA, Keystone Exams, ACCESS for ELLs, and reading assessments.



9.0%

Progress: MODEL (87%)

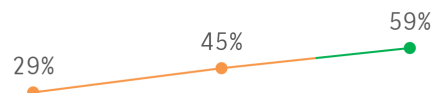
The Progress domain measures growth on standardized assessments and progress towards graduation (for high schools only).



90.3%

Climate: REINFORCE (59%)

The Climate domain measures school climate as well as student and parent/guardian engagement.



44.3%

2018-2019 School Progress Report

Warren G. Harding School

School Code 711
Sector District
Address 2000 Wakeling St., 19124
Phone/Fax 215-400-3990 / 215-400-3991
Website philasd.org/harding

Report Type MS
Grades in Report 6-8
Enrollment 771
Admissions Category Neighborhood
Turnaround Model N/A

Performance Tiers Legend

INTERVENE (0-24%)

WATCH (25-49%)

REINFORCE (50-74%)

MODEL (75-100%)

2016-2017

2017-2018

2018-2019

3-YEAR AVG

OVERALL: WATCH (30%)

A school's overall score represents its combined performance on the Achievement, Progress, Climate, and College & Career (for high schools only) domains.



22.3%

Achievement: INTERVENE (1%)

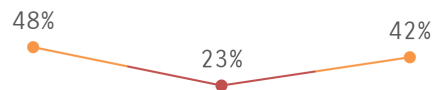
The Achievement domain measures performance on standardized assessments, including PSSA, Keystone Exams, ACCESS for ELLs, and reading assessments.



1.3%

Progress: WATCH (42%)

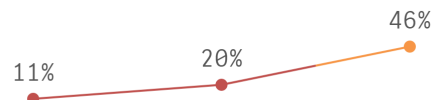
The Progress domain measures growth on standardized assessments and progress towards graduation (for high schools only).



37.7%

Climate: WATCH (46%)

The Climate domain measures school climate as well as student and parent/guardian engagement.



25.7%

2018-2019 School Progress Report

William T. Tilden School

School Code 113
Sector District
Address 6601 Elmwood Ave., 19142
Phone/Fax 215-400-8170 / 215-400-8171
Website philasd.org/tilden

Report Type MS
Grades in Report 5-8
Enrollment 361
Admissions Category Neighborhood
Turnaround Model School Redesign Initiative

Performance Tiers Legend

INTERVENE (0-24%)

WATCH (25-49%)

REINFORCE (50-74%)

MODEL (75-100%)

2016-2017

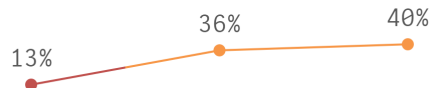
2017-2018

2018-2019

3-YEAR AVG

OVERALL: WATCH (40%)

A school's overall score represents its combined performance on the Achievement, Progress, Climate, and College & Career (for high schools only) domains.



29.7%

Achievement: INTERVENE (2%)

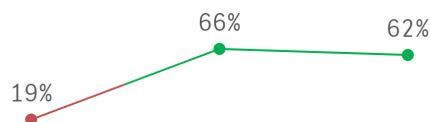
The Achievement domain measures performance on standardized assessments, including PSSA, Keystone Exams, ACCESS for ELLs, and reading assessments.



1.7%

Progress: REINFORCE (62%)

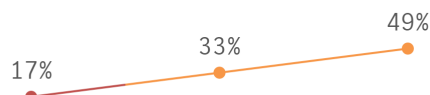
The Progress domain measures growth on standardized assessments and progress towards graduation (for high schools only).



49.0%

Climate: WATCH (49%)

The Climate domain measures school climate as well as student and parent/guardian engagement.



33.0%

2018-2019 School Progress Report

Woodrow Wilson School

School Code	812	Report Type	MS
Sector	District	Grades in Report	6-8
Address	1800 Cottman Ave., 19111	Enrollment	1335
Phone/Fax	215-400-3190 / 215-400-3191	Admissions Category	Neighborhood
Website	philasd.org/wwilson	Turnaround Model	N/A

Performance Tiers Legend

INTERVENE (0-24%)

WATCH (25-49%)

REINFORCE (50-74%)

MODEL (75-100%)

2016-2017

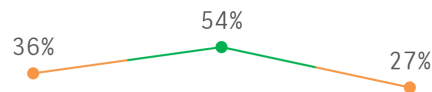
2017-2018

2018-2019

3-YEAR AVG

OVERALL: WATCH (27%)

A school's overall score represents its combined performance on the Achievement, Progress, Climate, and College & Career (for high schools only) domains.



39.0%

Achievement: INTERVENE (13%)

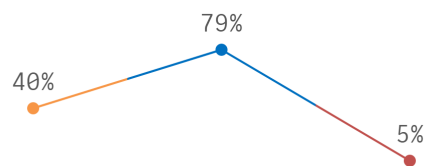
The Achievement domain measures performance on standardized assessments, including PSSA, Keystone Exams, ACCESS for ELLs, and reading assessments.



13.0%

Progress: INTERVENE (5%)

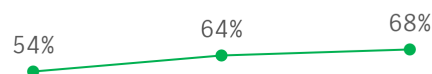
The Progress domain measures growth on standardized assessments and progress towards graduation (for high schools only).



41.3%

Climate: REINFORCE (68%)

The Climate domain measures school climate as well as student and parent/guardian engagement.



62.0%

Young Scholars Charter School

School Code	W29	Report Type	MS
Sector	Charter	Grades in Report	6-8
Address	900 N. Marshall St., 19123	Enrollment	281
Phone/Fax	215-232-9727 / 215-232-4542	Admissions Category	Citywide
Website	www.phillyscholars.org	Turnaround Model	N/A

Performance Tiers Legend

INTERVENE (0-24%)

WATCH (25-49%)

REINFORCE (50-74%)

MODEL (75-100%)

2016-2017

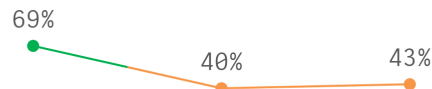
2017-2018

2018-2019

3-YEAR AVG

OVERALL: **WATCH (43%)**

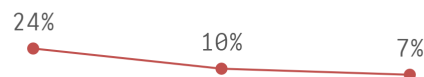
A school's overall score represents its combined performance on the Achievement, Progress, Climate, and College & Career (for high schools only) domains.



50.7%

Achievement: **INTERVENE (7%)**

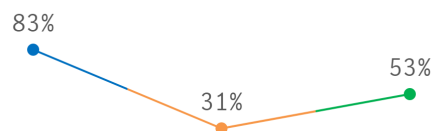
The Achievement domain measures performance on standardized assessments, including PSSA, Keystone Exams, ACCESS for ELLs, and reading assessments.



13.7%

Progress: **REINFORCE (53%)**

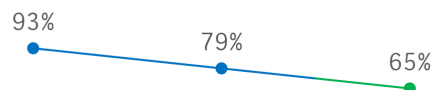
The Progress domain measures growth on standardized assessments and progress towards graduation (for high schools only).



55.7%

Climate: **REINFORCE (65%)**

The Climate domain measures school climate as well as student and parent/guardian engagement.



79.0%